WEITRONIC PRODUCTS

WEITRONIC ENTERPRISE CO.,LTD.

Interconnect Products Edition A1 2016

Q-FLEX

www.q-flex.fi info@q-flex.fi

+358 2 4894 500

MOODY INTERNATIONAL CERTIFICATION

UKAS QUALITY MANAGEMENT 014

E201133

A1(2015)Product Index

Item description **Page**

- SFP Connector Pitch 0.8mm SMT Type ---- 1
- SFP Cages Single Port ---- 2
- SFP Cages Double Port ---- 3
- High Speed Mini-Edge Card Socket Pitch 0.80mm Straight SMT Type Profile 7.98mm ---- 4
- High Speed Mini-Edge Card Socket Pitch 1.00mm Right Angle SMT Type Profile 8.98mm ---- 5
- High Speed Mini-Edge Card Socket Pitch 1.00mm Right Angle SMT Type Profile 6.80mm ---- 6
- High Speed Double row Male Headers 0.635mm Pitch SMT A Type ---- 7
- High Speed Double Row Female Headers 0.635mm Pitch SMT A Type ---- 8
- 1.27mm Pitch SMC Connectors,Female,Horizontal SMT Type ---- 9
- 1.27mm Pitch SMC Connectors,Female,Vertical SMT Type ---- 10
- 1.27mm Pitch SMC Connectors,Male,Horizontal SMT Type ---- 11
- 1.27mm Pitch SMC Connectors,Male,Vertical SMT Type ---- 12
- Power Headers 3.96mm pitch, Dip Type ---- 13
- Power Headers 3.96mm pitch, Ringht Angle Type ---- 14
- Power Headers 3.96mm pitch, Vertical SMT Type ---- 15
- 3.96mm pitch Power Female Headers Height 9.35 mm ---- 16
- Power Headers 5.08mm pitch, Dip Type ---- 17
- Power Headers 5.08mm pitch, Vertical SMT Type ---- 18
- Power Headers 5.08mm pitch, Ringht Angle Type ---- 19
- 5.08PH Power Female Headers DIP/SMT Type ---- 20-21
- 5.08/2.54PH Power COMBO Headers Single Body SMT/DIP Type ---- 22
- 5.08/2.54PH Power COMBO Headers Double Body SMT/DIP Type ---- 23
- 5.08/2.54PH Power COMBO Female Headers DIP/SMT Type ---- 24
- 5.08/2.00PH Power COMBO Female Headers DIP Type ---- 25
- 5.08/2.00PH Power COMBO Headers Single Body DIP Type ---- 26
- 5.08/2.00PH Power COMBO Headers Pouble Body DIP Type ---- 27
- 5.00mm Pitch Mini-Power Socket,Vertical Type ---- 28
- 5.00mm Pitch Mini-Power Socket,Right Angle Type ---- 29
- 5.00mm Pitch Mini-Power Terminal,Vertical Type ---- 30
- 5.00mm Pitch Mini-Power Terminal,Right Angle Type ---- 31
- 5.00mm Pitch Mini-Power W/Signal Socket,Vertical Type ---- 32
- 5.00mm Pitch Mini-Power W/Signal Socket,Right Angle Type ---- 33
- 5.00mm Pitch Mini-Power W/Signal Terminal,Vertical Type ---- 34
- 5.00mm Pitch Mini-Power W/Signal Terminal,Right Angle Type ---- 35
- 6.35mm Pitch Power Socket,Vertical Type ---- 36
- 6.35mm Pitch Power Socket,Right Angle Type ---- 37
- 6.35mm Pitch Power Terminal,Vertical Type ---- 38
- 6.35mm Pitch Power Terminal,Right Angle Type ---- 39
- 6.35mm Pitch Power W/Signal Socket,Vertical Type ---- 40
- 6.35mm Pitch Power W/Signal Socket,Right Angle Type ---- 41
- 6.35mm Pitch Power W/Signal Terminal,Vertical Type ---- 42
- 6.35mm Pitch Power W/Signal Terminal,Right Angle Type ---- 43
- Isolated Terminal Power Header 4.19mm Pitch Double Row ---- 44
- Isolated Terminal Power Header 4.19mm Pitch Single Row ---- 45
- Isolated Terminal Power Socket 4.19mm Pitch Double Row ---- 46
- Isolated Terminal Power Socket 4.19mm Pitch Single Row ---- 47
- 0.8mm Pitch Male Header Double Row SMT Type ---- 48
- 1.0mm Pitch strip header ---- 49-50
- Pin header strips 1.0mm pitch Dual body Dip & SMT Type ---- 51
- 1.0mm SMD Box Header ---- 52
- Pin header strips 1.27mm pitch Type 1.27mm X 1.27mm ---- 53
- Pin header strip 1.27mm x1.27mm pitch ---- 54-55
- Pin header strip 1.27mm x 1.27mm pitch SMT Type ---- 56
- Pin header strips 1.27mm pitch Dual body SMT Type ---- 57
- Pin-Header-Strips-Double row for Surface Mount Technic and High-Temperature Body 1.27mm pitch ---- 58-59-60-61
- Pin-Header-Strips-Single/Double row-1.27mm Right angle ---- 62

A1(2015)Product Index

Item description **Page**

- 1.27mm BOARD STACKER ---- 63
- Pin Header 1.27mm x1.27mm Board Spacer Box Type ---- 64–65
- Box Header 1.27x1.27mm Board to Board SMT Type ---- 66
- Pin Header 1.27mm x1.27mm Board Spacer Box Type ---- 67–68
- Low Profile header 1.27mmx2.54mm ---- 69–70
- Pin–Header–Strips–Double row–1.27mmx1.27mm pitch–Right angle ---- 71
- Pin–Header–Strips–Single/Double row–1.27mmx1.27mm pitch–Right angle ---- 72
- Pin–Header–Strips–Single/Double row –1.27mm pitch–Right angle ---- 73
- Pin header strip 1.27mm pitch ---- 74
- Pin header strips 1.27mm pitch Dual body Type ---- 75
- Pin header strip 1.27mm pitch SMT Type ---- 76
- Pin header strip 1.27mm X 2.54 pitch SMT Type ---- 77
- Pin–Header–Strips–Single/Double/Triple/Four row –2.0 mm pitch ---- 78
- Pin–Header–Press–fit Double Row–2.00mm Pitch ---- 79
- Pin Header–Strip 2.0mm Pitch Vertical SMT Type ---- 80
- Pin–Header–Strip–2.00mm pitch –dual boby type ---- 81
- Pin–Header–Strips–Single/Double row–2.00mm Right angle – Dual body type ---- 82
- Pin–Header–Strips–Single/Double row–2.00mm Right angle ---- 83
- Pin Header–Double Body Type SMT Type 2.0mm pitch ---- 84
- Pin header strip 2.0mm pitch Horizontal SMT Type Single Row ---- 85
- Pin header strip 2.0mm pitch Horizontal SMT Type Double Row ---- 86
- PIn–header–strips Height 4.0mm,2.0mm pitch Double Row Straight & Right Angle ---- 87
- Low Profile Header with straight & angle pins 2.0mm pitch ---- 88
- 2.0mmX2.0mm Shrouded Stacker ---- 89
- Ejector Header Dip/SMT Type,pitch 2.00mm ---- 90
- Pin–Header–Strips Single Row with round contact 2.54 mm pitch ---- 91
- Pin–Header–Strips with round contact 2.54mm pitch Vertical SMT Type ---- 92
- Pin–Header–Strips with round contact 2.54mm pitch Horizontal SMT Type ---- 93
- Pin–Header–Strips–Single/Double row with round contact 2.54mm pitch–Right angle ---- 94
- Pin–Header–Strips–Single row –2.50 mm pitch profile: 3.3mm ---- 95
- Pin–Header–Strips–Single row –2.54 mm pitch ---- 96
- Pin–Header–Strips–Double row –2.54 mm pitch ---- 97
- Pin–Header–Strips–Single row –2.54 mm pitch profile: 1.5mm&1.7mm ---- 98
- Pin–Header–Strips–Double row –2.54 mm pitch profile: 1.5mm&1.7mm ---- 99
- Pin–Header–Press–Fit–Single/Double row–2.54mm Pitch ---- 100
- Pin–Header–Press–Fit–Single/Double row–2.54mm Pitch ---- 101
- Pin–Header–Press–Fit–Single&Double Row–Right Angle–2.54mm Pitch ---- 102
- Pin–Header–Strips Triple row –2.54 mm pitch & Dual body type ---- 103
- Pin–Header–Strips–Single/Double row –2.54 mm pitch–Right angle ---- 104–105–106
- Pin–Header–Strips–Double row–2.54mm Right angle – Dual body type ---- 107
- Pin–Header–Strips–Single/Double row–2.54mm Right angle ---- 108
- Pin Header Strips 90° Triple Row 03 to 120 Contacts Grid Pattern 2.54mm ---- 109
- Pin–Header–Strips–Single/Double row –2.54 mm pitch–Dual body type ---- 110
- Pin–Header–Strips–Single row for Surface Mount Technic and High–Temperature Body 2.54mm pitch ---- 111
- Pin–Header–Strips–Double row for Surface Mount Technic and High–Temperature Body 2.54mm pitch ---- 112–113
- Pin–Header–Strips–Double row for Surface Mount Technic and High–Temperature Body 2.54mm pitch,Vertical Type ---- 114
- Pin–Header–Strips–Single row for Surface Mount Technic and High–Temperature Body 2.54mm pitch,Vertical Type ---- 115
- Pin Header–Double Body Type SMT Type 2.54mm pitch ---- 116
- Pin–Header–Strips–Single row –Dual body Vertical SMT type ---- 117
- Pin–Header–Strips–Single/Double row for Surface Mount Technic and High–Temperature Body 2.54mm pitch ---- 118
- Ejector Header Dip & SMT Type pitch 2.54mm,High Temperature Thermoplastic ---- 119
- Ejector Header press fit Type pitch 2.54mm ---- 120
- 2.54mm Shrouded header with straight/angled pins & SMT Type ---- 121
- 2.54mm Shrouded header press fit Type ---- 122
- 2.54mmX2.54mm Box Type Dual Row ---- 123
- 0.8mm Pitch Female Header Double Row SMT Type ---- 127

A1(2015)Product Index

Item description	Page
● 1.0mm Pitch Female header	125
● High– Density Female Headers–Economy Version 1.27mm pitch Height:4.6mm	126
● High Density Female header SMT Type 1.27mm pitch	127
● Female Header 1.27mm Pitch straight For square pin	128–129
● Female Header 1.27mm Pitch SMT Type For square pin	130–131
● Female Header 1.27mm Pitch Bottom Entry SMT Type For square pin	132
● Female Header 1.27mm Pitch Low Profile SMT Type For square pin	133
● Female Header 1.27mm Side Entry	134
● Female Header SMD Type 1.27 Pitch (Mini–Match connector)	135
● Female On Board Side Entry Type 1.27 Pitch(Mini–Match connector)	136
● Female On Board Top Entry Type 1.27 Pitch(Mini–Match connector)	137
● Male On Board Type 1.27 Pitch(Mini–Match connector)	138
● Paddle Board Type 1.27 Pitch(Mini–Match connector)	139
● Male On Wire Type 1.27 Pitch(Mini–Match connector)	140
● 1.27mm I.D.C SOCKET	141
● Mini jumper 1.27mm Pitch closed type for 0.4mm square pin	142
● Jumper open and closed pitch 2.00mm for Square pins	143
● Economy Female–Headers– 2.0mm pitch,profile H:4.3&7.2mm	144
● Economy Female–Headers–2.0mm pitch	145
● Economy Female header 2.0mm pitch SMT Type Height 2.3& 2.8mm	146
● Economy Female header 2.0mm pitch SMT Type Height 4.3&4.5mm	147
● Economy Female header 2.00mm pitch SMT Type Height 3.70mm&4.30mm	148
● Side entry female header 2.0mm pitch single row	149
● Side entry female header 2.0mm pitch double row A Type	150
● Side entry female header 2.0mm pitch double row B Type	151
● Female Header DUAL Entry Type 2.0mm pitch	152–153
● Elevated female header 2.0mm pitch H6.35 Dip 180Type	154
● Female header 2.0mm pitch H6.35 Dip 180 Type	155
● Female header 2.0mm pitch H6.35 Right angle Type	156
● Female header 2.0mm pitch H6.35 Right angle B Type	157
● Female header 2.0mm pitch H6.35 Vertical SMT Type	158
● Female header 2.0mm pitch H6.35 Horizontal SMT Type	159
● IDC Socket Connector DIN 41651 Pitch 2.00mm	160
● IDC–Printed Connector DIP Spacing 2.00mm	161
● Economy Female–Headers–2.54mm pitch Height 8.5 mm	162
● Economy Female–Headers–2.54mm pitch Height 8.5 mm SMT Type	163
● Economy Female–Headers–2.54mm pitch Height 8.5 mm tail Right angle	164
● Economy Female–Headers–2.54mm pitch Height 8.5 mm With Polarization Bump	165
● Economy Female–Headers–2.54mm pitch Height 8.5 mm	166
● High– Density Female Headers Height 8.5mm–Economy Version	167
● Economy Female–Headers–2.54mm pitch Hight 5.7 mm Straight/Right angle	168
● 2.54mm SOCKET	169
● Economy Female–Headers–2.54mm pitch Height 3.51&5.0&7.30mm	170–171
● Female Header SMT type 2.54mm pitch	172–173
● Female–Headers–2.54mm pitch –Height 3.51 & 5.0 mm	174
● Female Header Dual Entry type 2.54mm pitch Single Row	175
● Female Headers Height 7.1 mm &8.5mm &8.4mm 2.54mm pitch	176
● Economy Female–Headers–2.54mm x 7.87mm pitch side entry type	177
● IDC Socket Connector DIN 41651 Pitch 2.54mm	178
● IDC Connector DIP Type & Printed Circuit Type Pitch 2.54 mm	179
● Jumper open and closed pitch 2.54mm for Square pins	180
● Multi Jumper for Square	181
● PCB–Edge–Card Connector pitch 2.54mm	182
● High–Density Edge–Card Connectors Pitch 1.27mm 1 slot	183
● High–Density Edge–Card Connector Pitch 1.27mm 2 slot	184–185
● High Density Edge Connectors with Mounting Ears	186

860

SFP Connector Pitch 0.8mm SMT Type

Technical data :

Insulator body:	LCP+30%G.F,UL94V-0 color:Black
Contact:	Stamped and formed,Phosphor Bronze
plating:	Sn or Au plated over Nickel
Durability:	100 Cycles Min.
Conatct resistance:	20 milliohms Max
Withstanding Voltage:	265V AC/Minute
Operating Temperature:	-55 ℃ ~+125 ℃
Max.processing Temp:	230 ℃ for 60 seconds. 260 ℃ for 10 seconds.
Mate with:	1.0mm thickness card



RoHS Compliant

Standard TYPE

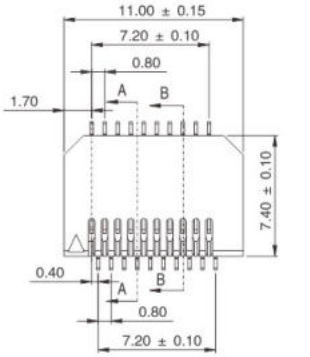

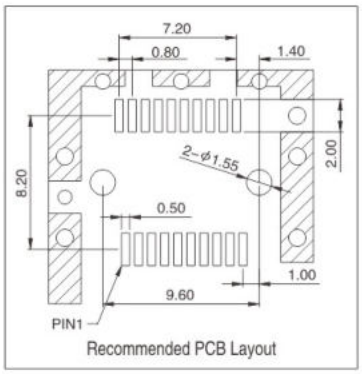

Recommended PCB Layout

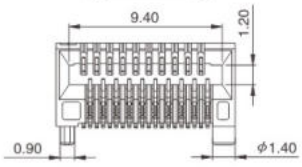

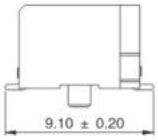

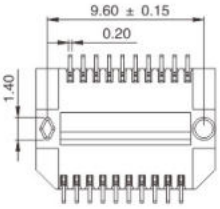

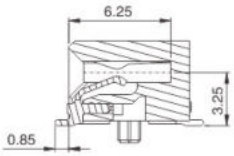

SECTION A-A

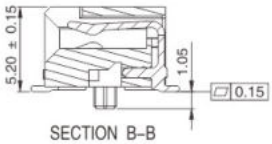

SECTION B-B

How to order

8	6	0	—	2	0	—	1	—	1	—				—	
Serie-Nr.				Nr.of conatct			Card thickness		Profile option		Plating				Packing

Nr. of Contact	Code
20	20
N=10	

card thickness option	Code
1.0mm	1

Profile option	Code
Standard Type(5.2mm)	1

Plating option	Code
Full Gold Flash plated	10
Tin plated	50
Selective gold flash plated	60
10u"Selective gold plated	610
15u"Selective gold plated	615

Packing Option	Code
Tube	1
Tape & Reel	2

W.E.

860S

SFP Cages Single Port

Technical Data :

Material:	Phosphor Bronze
Plating:	Sn over Nickel
Use with :	Pitch 0.8mm,860 Series



RoHS Compliant

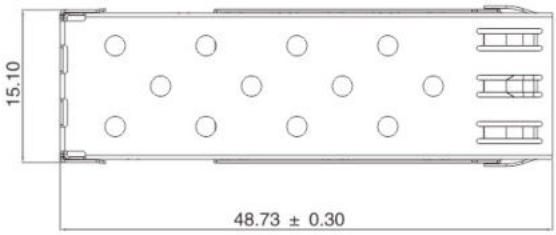

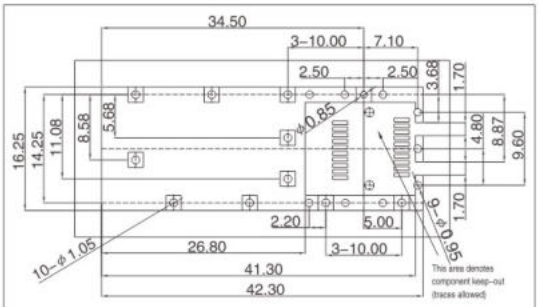

Recommended PCB Layout

For complete PCB layout specifications please consult factory

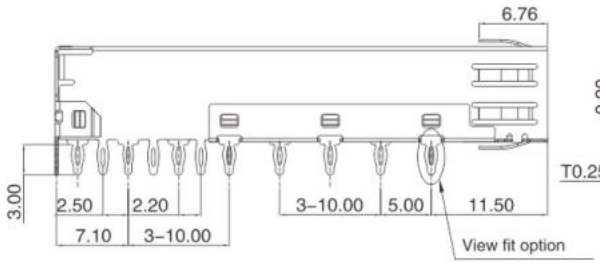

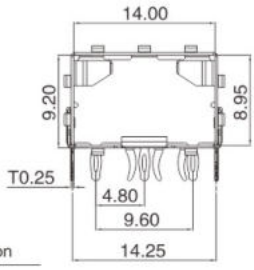

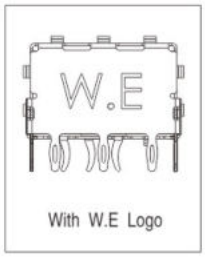

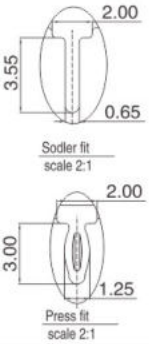

How to order

8	6	0	S	—	☐	—	☐	—	☐ ☐	—	☐	—	☐
Serie–Nr.					Cage type option		Fit option		Plating option		Logo option		Packing option

Cage type option	Code
Single port	1

Plating option	Code
Tin plated	50

Packing option	Code
Tray	3

Fit option	Code
Press fit	1
Solder fit	2

Logo option	MOQ	Code
Without W.E logo	5K	0
With W.E logo		1

W.E.

860S

SFP CAges Double Port

Technical Data :

Material:	Phosphor Bronze
Plating:	Sn over Nickel
Use with :	Pitch 0.8mm,860 Series



RoHS Compliant

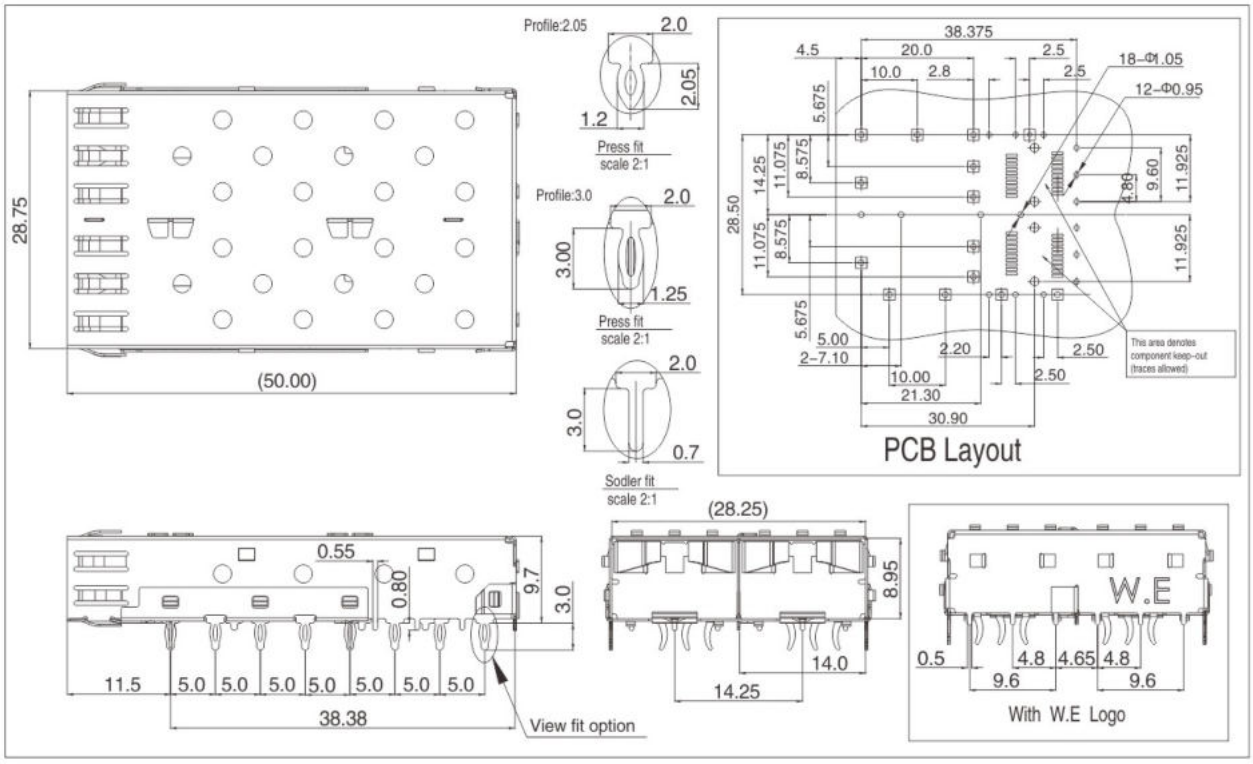

How to order

8	6	0	S	—	☐	—	☐	—	☐ ☐	—	☐	—	☐
Serie-Nr.					Cage type option		Fit option		Plating option		Logo option		Packing option

Cage type option	Code
Double port	2

Plating option	Code
Tin plated	50

Packing option	Code
Tray	3

Fit option	Code
Press fit Profile:3.00mm	1A
Solder fit	2
Other spec please contact factory	

Logo option	MOQ	Code
Without W.E logo	5K	0
With W.E logo		1

W.E.

873

High Speed Mini-Edge Card Socket Pitch 0.80mm Straight SMT Type Profile 7.98mm

Technical Data :

Insulator Material:	High Temperature Thermoplastic,LCP,UL 94V-0
Contact :	stamped and formed,BeCu
Plating:	Au or Sn over Nickel
Current Rating :	1.9 A @ 30 ℃ Temperature Rise
Contact resistance:	20 milliohms Max.
Insulator resistance :	500 Megohms min.
Dielectric withstanding :	AC 500V for 1 Minute.
Operating Temperature:	-55 ℃ to +125 ℃ .
Max. processing Temp:	230 ℃ for 30-60 seconds. 260 ℃ for 10 seconds.
Mates with :	1.57mm Card



RoHS Compliant

S Type

0.80mm 873 Type	Rated @ -3dB Insertion Loss
7.98mm Stack Height	
Single-Ended Signaling	8GHz/16Gbps
Differential Pair Signaling	10.5GHz/21Gbps

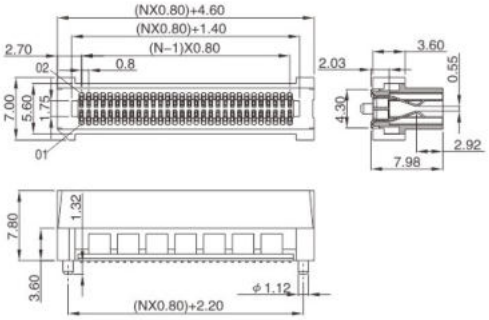

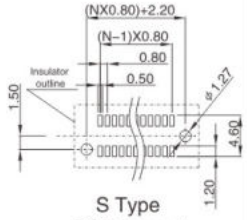

S Type PCB Layout

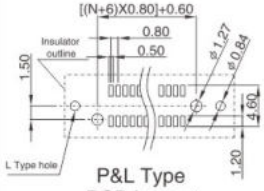

P&L Type PCB Layout

P Type

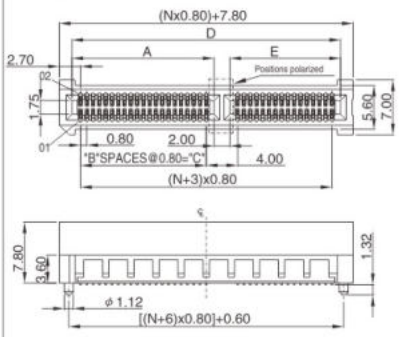

No OF POS	Code	"A"	"B"	"C"	"D"	"E"
2X(N=13)	26	6.10	5	4.0	15.0	6.9
2X(N=25)	50	6.10	5	4.0	24.6	16.5
2X(N=37)	74	18.1	20	16.0	34.2	14.1
2X(N=40)	80	18.9	21	16.8	36.6	15.7
2X(N=49)	98	22.9	26	20.8	43.8	18.9
2X(N=50)	100	22.9	26	20.8	44.6	19.7
2X(N=60)	120	26.9	31	24.8	52.6	23.7
2X(N=70)	140	26.9	31	24.8	60.6	31.7
2X(N=80)	160	26.9	31	24.8	68.6	39.7
2X(N=90)	180	26.9	31	24.8	76.6	47.7
2X(N=100)	200	26.9	31	24.8	84.6	55.7

Table 1

L Type

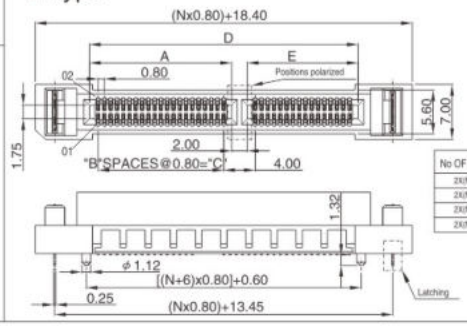

No OF POS	Code	"A"	"B"	"C"	"D"	"E"
2X(N=13)	26	6.10	5	4.0	15.0	6.9
2X(N=25)	50	6.10	5	4.0	24.6	16.5
2X(N=37)	74	18.1	20	16.0	34.2	14.1
2X(N=49)	98	22.9	26	20.8	43.8	18.9

Table 2

How to order

8	7	3	—	☐☐	—	☐☐	—	☐	—	☐☐☐	—	☐	—	☐
Serie-Nr.				Nr.of Contact		Connector Type		Card thickness		Plating option		Cap option		Packing option

Number of contact	Code
2X(N=10)	20
2X(N=20)	40
2X(N=30)	60
See Table 1 and Table 2	XX

Connector Type	Code
Standard (S Type)	10
Positions polarized (P Type)	20
Positions polarized with Latching (L Type)	30

Card thickness option	Code
1.57mm	1

Plating option	Code
Gold plated	10
Selective gold flash plated	60
10U" Selective gold plated	610
30U" Selective gold plated	630

Cap option	Code
W/Cap	1
W/O Cap	2

Packing option	Code
Tube	1
Tape & Reel	2

W.E.

865

High Speed Mini-Edge Card Socket Pitch 1.00mm Right Angle SMT Type Profile 8.98mm

Technical Data :

Insulator Material:	High Temperature Thermoplastic,LCP,UL 94V-0
Contact :	stamped and formed,Phosphor Bronze
Plating:	Au or Sn over Nickel
Current Rating :	1.5 A @ 80 ℃
Contact resistance:	20 milliohms Max.
Insulator resistance :	500 Megohms min.
Dielectric withstanding :	AC 500V for 1 Minute.
Operating Temperature:	-55 ℃ to +125 ℃ .
Max. processing Temp:	230 ℃ for 30-60 seconds. 260 ℃ for 10 seconds.
Mates with :	1.57mm Card



RoHS Compliant

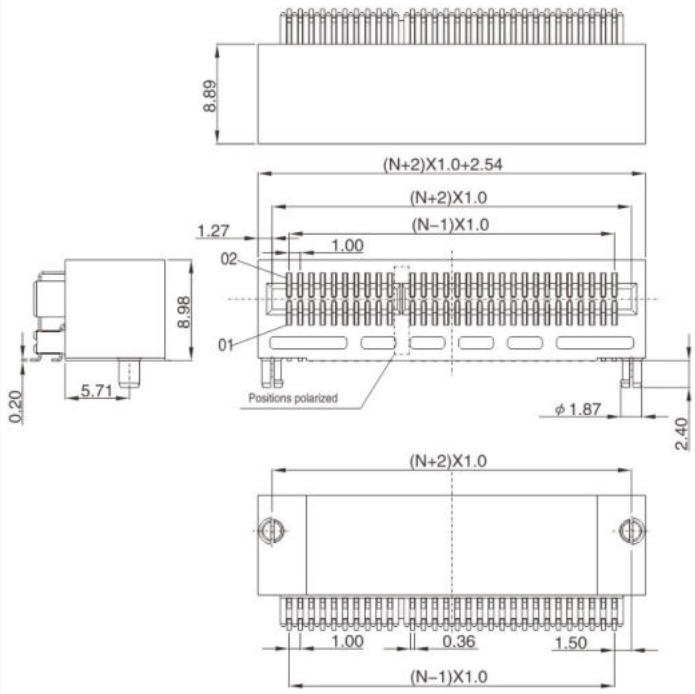

1mm 865 Type	Rated @ -3dB Insertion Loss
8.98mm Stack Height	
Single-Ended Signaling	4.5GHz/9Gbps
Differential Pair Signaling	5.5GHz/11Gbps

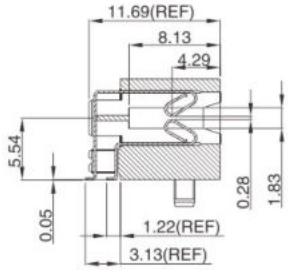

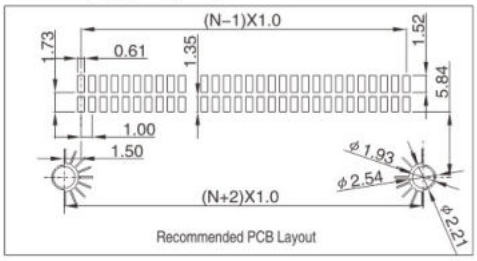

How to order

8	6	5	—	☐ ☐ ☐	—	☐	—	☐ ☐ ☐	—	☐
Serie-Nr.				Positions double row		Card thickness		Plating option		Packing option

Positions double row	Positions polarized	Number of Pin	Code
2X(N=30)	21&22	58	60
2X(N=50)	41&42	98	100
2X(N=60)	31&32 , 63&64	116	120
2X(N=70)	53&54 , 115&116	136	140

Plating Option	Code
Gold plated	10
Selective gold flash plated	60
10U" Selective gold plated	610
30U" Selective gold plated	630

Packing option	Code
Tube	1
Tape & Reel	2

Card thickness option	Code
1.57mm	1

W.E.

866

High Speed Mini-Edge Card Socket Pitch 1.00mm Right Angle SMT Type Profile 6.80mm

Technical Data :

Insulator Material:	High Temperature Thermoplastic,LCP,UL 94V-0
Contact :	stamped and formed,Phosphor Bronze
Plating:	Au or Sn over Nickel
Current Rating :	1.5 A @ 80 ℃
Contact resistance:	20 milliohms Max.
Insulator resistance :	500 Megohms min.
Dielectric withstanding :	AC 500V for 1 Minute.
Operating Temperature:	-55 ℃ to +125 ℃ .
Max. processing Temp:	230 ℃ for 30-60 seconds. 260 ℃ for 10 seconds.
Mates with :	1.57mm Card



RoHS Compliant

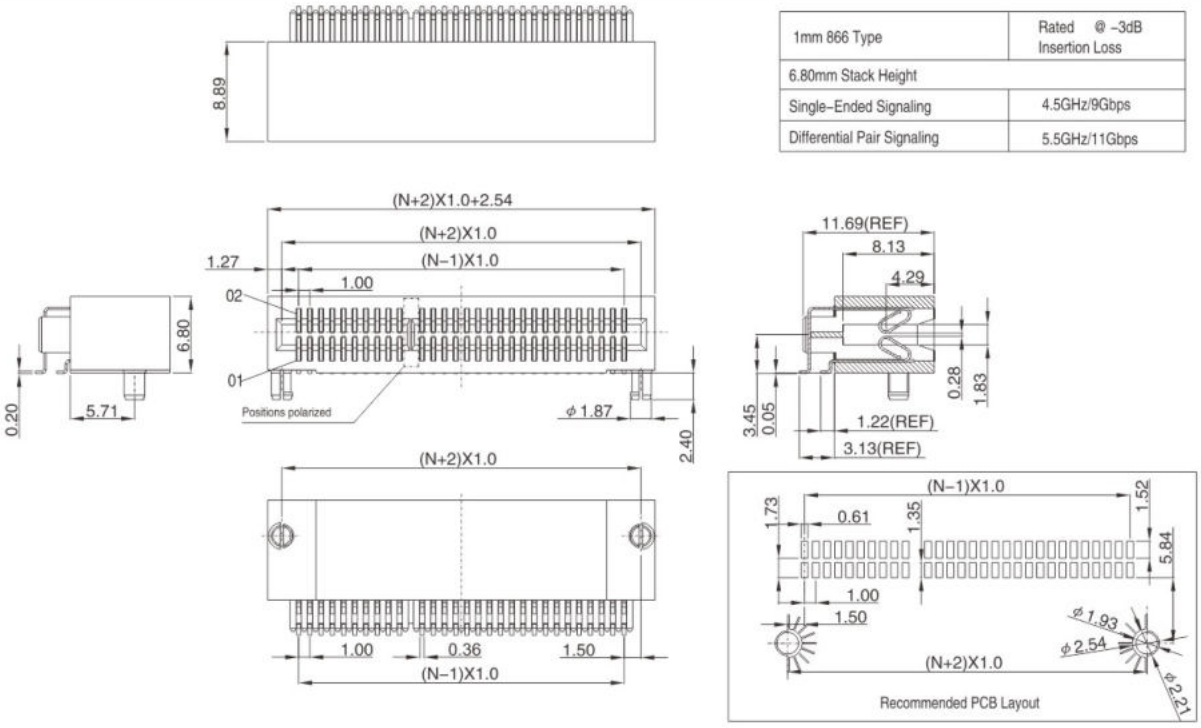

1mm 866 Type	Rated @ -3dB Insertion Loss
6.80mm Stack Height	
Single-Ended Signaling	4.5GHz/9Gbps
Differential Pair Signaling	5.5GHz/11Gbps

How to order

8 6 6 — ☐☐☐ — ☐ — ☐☐☐ — ☐

Serie-Nr. | Positions double row | Card thickness | Plating Option | Packing Option

Positions double row	Positions polarized	Number of Pin	Code
2X(N=30)	21&22	58	60
2X(N=50)	41&42	98	100
2X(N=60)	31&32 , 63&64	116	120
2X(N=70)	53&54 , 115&116	136	140

Plating Option	Code
Gold plated	10
Selective gold flash plated	60
10U" Selective gold plated	610
30U" Selective gold plated	630

Packing option	Code
Tube	1
Tape & Reel	2

Card thickness option	Code
1.57mm	1

W.E.

867

High Speed Double row Male Headers 0.635mm Pitch SMT A Type

Technical Data :

Insulator Material:	High Temperature Thermoplastic,LCP,UL 94V-0
Contact :	stamped and formed,Phosphor Bronze
Plating:	Au or Sn over Nickel
Contact Rating :	1.1 A @ 30 ℃ Temperature Rise
Ground Plane Rating :	7.8 A @ 30 ℃ Temperature Rise
Contact resistance:	20 milliohms Max.
Insulator resistance :	500 Megohms min.
Dielectric withstanding :	AC 500V for 1 Minute.
Operating Temperature:	-55 ℃ to +125 ℃ .
Max. processing Temp:	230 ℃ for 30-60 seconds. 260 ℃ for 10 seconds.
Mates with :	Pitch 0.635mm,868 Series



RoHS Compliant

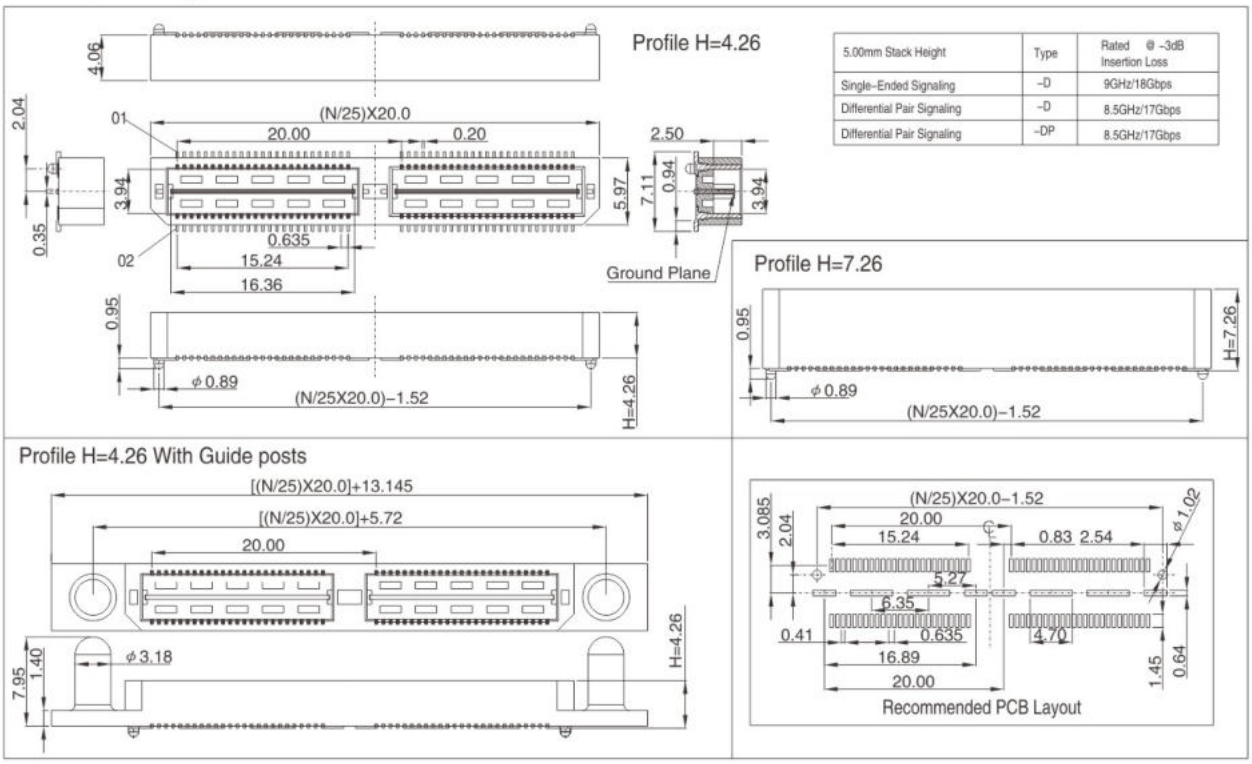

5.00mm Stack Height	Type	Rated @ -3dB Insertion Loss
Single-Ended Signaling	-D	9GHz/18Gbps
Differential Pair Signaling	-D	8.5GHz/17Gbps
Differential Pair Signaling	-DP	8.5GHz/17Gbps

How to order

8	6	7	—	☐ ☐	—	☐ ☐ ☐	—	☐ ☐ ☐	—	☐	—	☐
Serie-Nr.				Connector Type		Nr.of Contact		Plating		Cap Option		Packing Option

Connector Type	Code
Profile H=4.26	10
Profile H=7.26	11
Profile H=4.26 With Guide posts	20

Number of contact	Code
2X(N=25)	50
2X(N=50)	100
2X(N=75)	150
2X(N=100)	200

Plating option	Code
Gold plated	10
Selective gold flash plated	60
10U" Selective gold plated	610
30U" Selective gold plated	630

Cap option	Code
W/Cap	1
W/O Cap	2

Packing option	Code
Tube	1
Tape & Reel	2

W.E.

868

High Speed Double Row Female Headers 0.635mm Pitch SMT A Type

Technical Data :

Insulator Material:	High Temperature Thermoplastic,LCP,UL 94V-0
Contact :	stamped and formed,Phosphor Bronze
Plating:	Au or Sn over Nickel
Contact Rating :	1.1 A @ 30 ℃ Temperature Rise
Ground Plane Rating :	7.8 A @ 30 ℃ Temperature Rise
Contact resistance:	20 milliohms Max.
Insulator resistance :	500 Megohms min.
Dielectric withstanding :	AC 500V for 1 Minute.
Operating Temperature:	-55 ℃ to +125 ℃ .
Max. processing Temp:	230 ℃ for 30-60 seconds. 260 ℃ for 10 seconds.
Mates with :	Pitch 0.635mm,867 Series

RoHS Compliant

W/O Guide posts

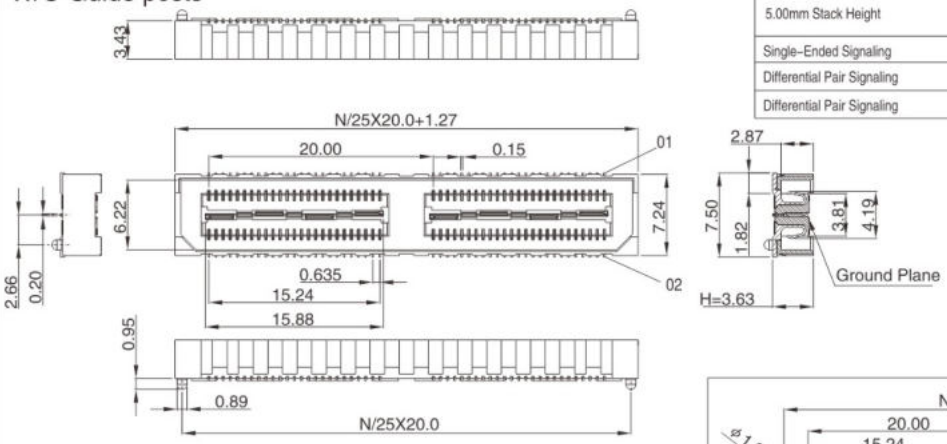

5.00mm Stack Height	Type	Rated @ -3dB Insertion Loss
Single-Ended Signaling	-D	9GHz/18Gbps
Differential Pair Signaling	-D	8.5GHz/17Gbps
Differential Pair Signaling	-DP	8.5GHz/17Gbps

W/ Guide posts

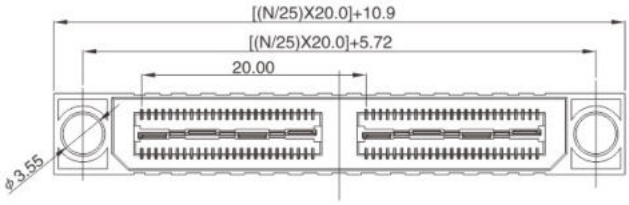

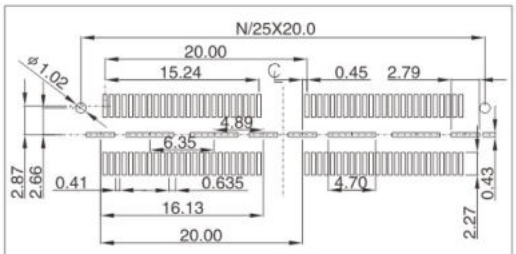

Recommended PCB Layout

How to order

8	6	8	—	☐☐	—	☐☐☐	—	☐☐☐	—	☐	—	☐
Serie-Nr.				Connector Type		Nr.of Contact		Plating		Cap Option		Packing Option

Connector Type	Code
W/O Guide posts	10
W/ Guide posts	20

Number of contact	Code
2X(N=25)	50
2X(N=50)	100
2X(N=75)	150
2X(N=100)	200

Plating option	Code
Gold plated	10
Selective gold flash plated	60
10U" Selective gold plated	610
30U" Selective gold plated	630

Cap option	Code
W/Cap	1
W/O Cap	2

Packing option	Code
Tube	1
Tape & Reel	2

W.E.

912

1.27mm Pitch SMC Connectors,Female,Horizontal SMT Type

Technical Data :

Insulator Material:	High Temperature Thermoplastic,LCP,UL 94V–0
Contact Material:	stamped and formed,Phosphor Bronze
Clip Material:	stamped and formed,Brass
Contact Plating:	Au or PdNi+Au over Nickel
Clip Plating:	Matt Sn over Nickel
Air–and creepage distance:	0.4mm
Contact resistance :	25 milliohms Max.
Insulator resistance :	10000 Megohms min.
Dielectric withstanding :	AC 500V for 1 Minute.
Data Rate:	3Gbit/S Max
Operating Temperature:	–55° C to +125° C.
Max. processing Temp:	230° C for 30–60 seconds. 260° C for 10 seconds.
Mates with :	914.915



RoHS Compliant

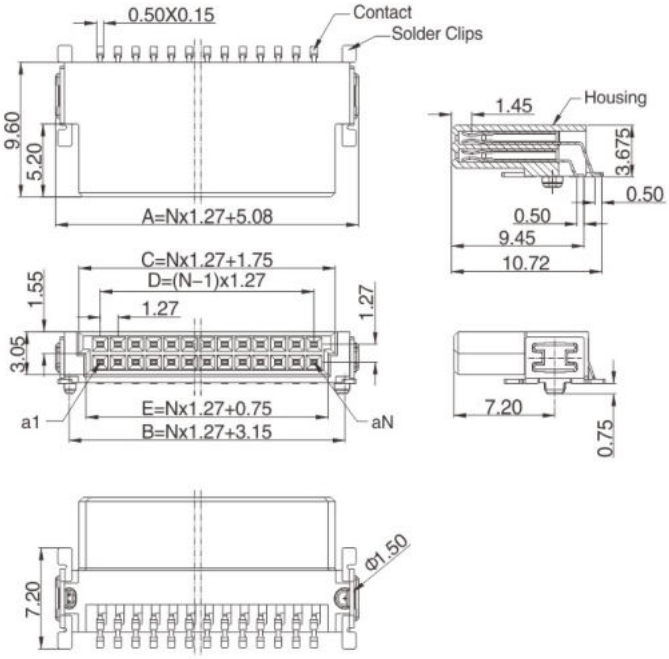

Current Rating :

No of pos	Ambient Temp 20℃	70℃	100℃
12	1.6A	1.1A	0.7A
26	1.3A	0.9A	0.6A
50	1.1A	0.8A	0.5A
68	1.0A	0.8A	0.5A
80	1.0A	0.8A	0.5A

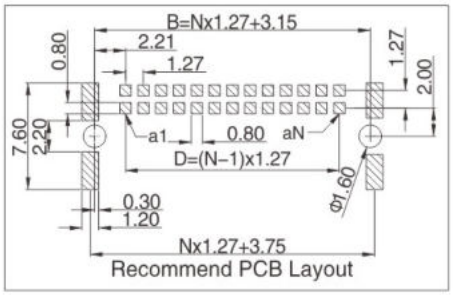

Recommend PCB Layout

How to order

9	1	2	—	☐	☐	—	☐	☐	—	☐
Serie–Nr.				Nr.of Contact			Plating			Packing Option

Nr. of contact	Dimensions(mm) A	B	C	D	E	Code
12	12.70	10.77	9.37	6.35	8.37	12
26	21.59	19.66	18.26	15.24	17.26	26
50	36.83	34.90	33.50	30.48	32.50	50
68	48.26	46.33	44.93	41.91	43.93	68
80	55.88	53.95	52.55	49.53	51.55	80
06–10 Pins and 82–98 Pins,Please contact factory.						

Plating option	Code
Full gold flash plated	10
Selective gold flash plated	60
30u" Selective gold plated	630
Selective PdNi 08u"+Au 2u" plated	082
Selective PdNi 28u"+Au 2u" plated	282

Packing option	Code
Tube	1
Tape & Reel	2

W.E.

913

1.27mm Pitch SMC Connectors,Female,Vertical SMT Type

Technical Data :

Insulator Material:	High Temperature Thermoplastic,LCP,UL 94V–0
Contact Material:	stamped and formed,Phosphor Bronze
Clip Material:	stamped and formed,Brass
Contact Plating:	Au or PdNi+Au over Nickel
Clip Plating:	Matt Sn over Nickel
Air–and creepage distance:	0.4mm
Contact resistance :	25 milliohms Max.
Insulator resistance :	10000 Megohms min.
Dielectric withstanding :	AC 500V for 1 Minute.
Data Rate:	3Gbit/S Max
Operating Temperature:	–55° C to +125° C.
Max. processing Temp:	230° C for 30–60 seconds. 260° C for 10 seconds.
Mates with :	914.915



RoHS Compliant

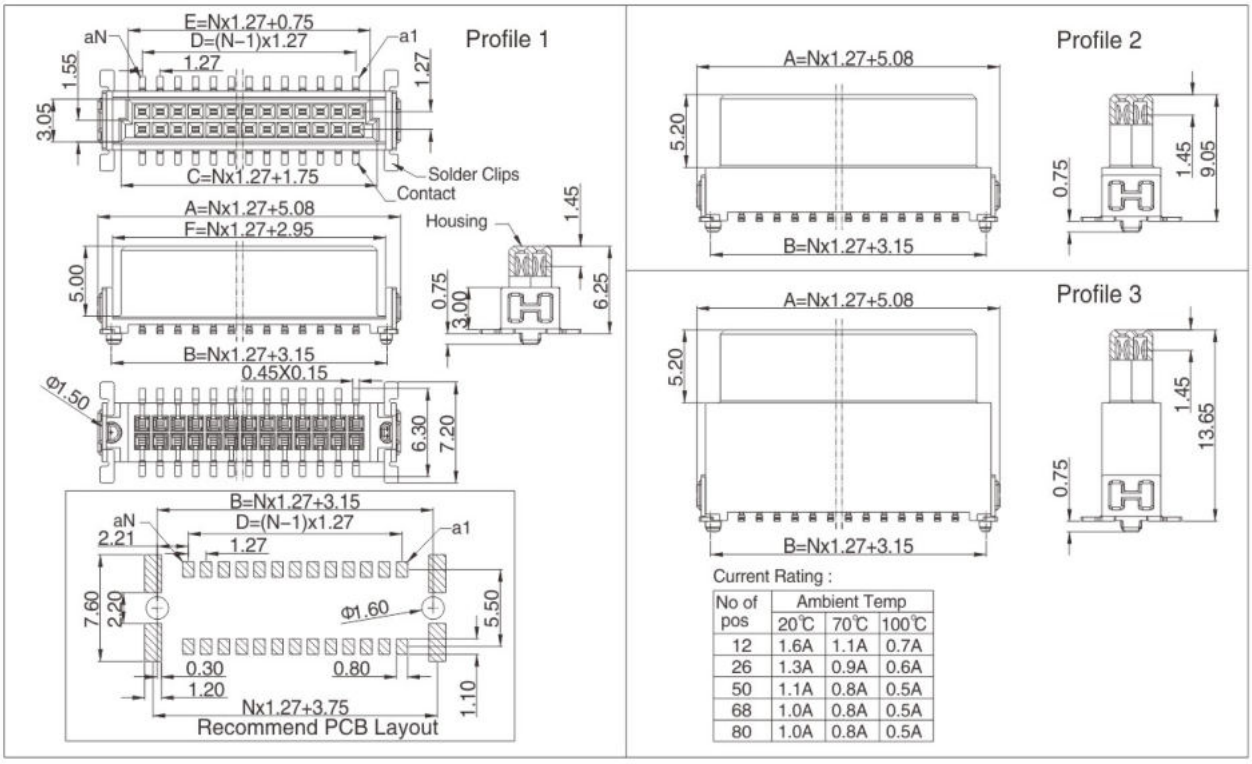

Current Rating :

No of pos	Ambient Temp		
	20℃	70℃	100℃
12	1.6A	1.1A	0.7A
26	1.3A	0.9A	0.6A
50	1.1A	0.8A	0.5A
68	1.0A	0.8A	0.5A
80	1.0A	0.8A	0.5A

How to order

9	1	3	—	☐☐	—	☐	—	☐☐	—	☐	—	☐
Serie–Nr.				Nr.of Contact		Profile		Plating		Cap Option		Packing Option

Nr. of contact	Dimensions(mm)						Code
	A	B	C	D	E	F	
12	12.70	10.77	9.37	6.35	8.37	10.57	12
16	15.24	13.31	11.91	8.89	10.91	13.11	16
26	21.59	19.66	18.26	15.24	17.26	19.46	26
50	36.83	34.90	33.50	30.48	32.50	34.70	50
68	48.26	46.33	44.93	41.91	43.93	46.13	68
80	55.88	53.95	52.55	49.53	51.55	53.75	80

06–10 Pins and 82–98 Pins,Please contact factory.
16 Pins for profile H=6.25mm only.

Plating option	Code
Full gold flash plated	10
Selective gold flash plated	60
30u" Selective gold plated	630
Selective PdNi 08u"+Au 2u" plated	082
Selective PdNi 28u"+Au 2u" plated	282

Profile	Code
H=6.25mm	1
H=9.05mm	2
H=13.65mm	3

Cap option	Code
W/Cap	1
W/O Cap	2

Packing option	Code
Tube	1
Tape & Reel	2

W.E.

914

1.27mm Pitch SMC Connectors,Male,Horizontal SMT Type

Technical Data :

Insulator Material:	High Temperature Thermoplastic,LCP,UL 94V–0
Contact Material:	stamped and formed,Phosphor Bronze
Clip Material:	stamped and formed,Brass
Contact Plating:	Au or PdNi+Au over Nickel
Clip Plating:	Matt Sn over Nickel
Air–and creepage distance:	0.4mm
Insulator resistance :	10000 Megohms min.
Dielectric withstanding :	AC 500V for 1 Minute.
Data Rate:	3Gbit/S Max
Operating Temperature:	–55° C to +125° C.
Max. processing Temp:	230° C for 30–60 seconds. 260° C for 10 seconds.
Mates with :	912.913



RoHS Compliant

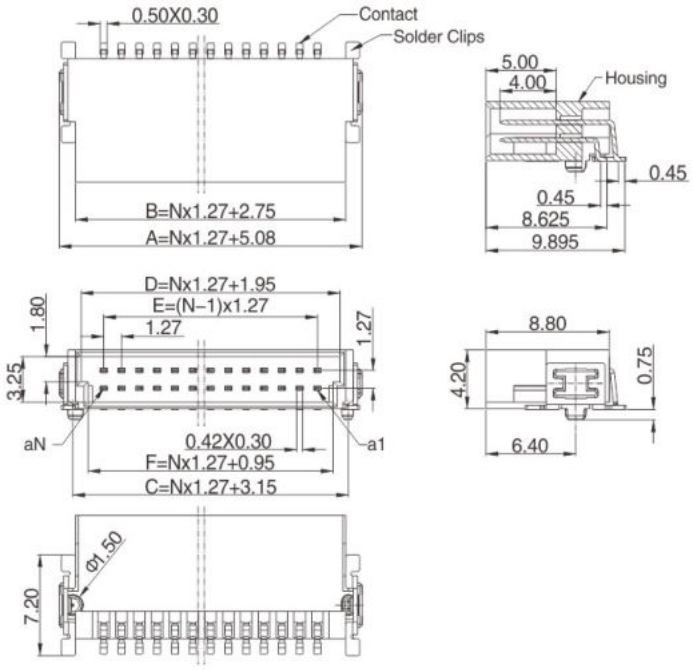

Current Rating :

No of pos	Ambient Temp 20℃	70℃	100℃
12	1.6A	1.1A	0.7A
26	1.3A	0.9A	0.6A
50	1.1A	0.8A	0.5A
68	1.0A	0.8A	0.5A
80	1.0A	0.8A	0.5A

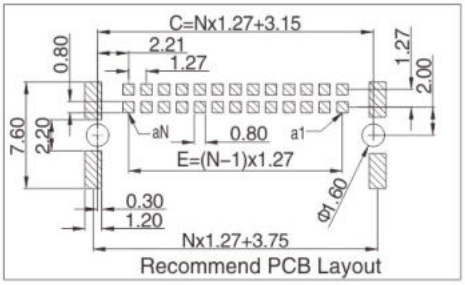

Recommend PCB Layout

How to order

9 1 4 — □□ — □□ — □

Serie–Nr. | Nr.of Contact | Plating | Packing Option

Nr. of contact	Dimensions(mm) A	B	C	D	E	F	Code
12	12.70	10.37	10.77	9.57	6.35	8.57	12
26	21.59	19.26	19.66	18.46	15.24	17.46	26
50	36.83	34.50	34.90	33.70	30.48	32.70	50
68	48.26	45.93	46.33	45.13	41.91	44.13	68
80	55.88	53.55	53.95	52.75	49.53	51.75	80
06–10 Pins and 82–98 Pins,Please contact factory.							

Plating option	Code
Full gold flash plated	10
Selective gold flash plated	60
30u" Selective gold plated	630
Selective PdNi 08u"+Au 2u" plated	082
Selective PdNi 28u"+Au 2u" plated	282

Packing option	Code
Tube	1
Tape & Reel	2

W.E.

915

1.27mm Pitch SMC Connectors,Male,Vertical SMT Type

Technical Data :

Insulator Material:	High Temperature Thermoplastic,LCP,UL 94V-0
Contact Material:	stamped and formed,Phosphor Bronze
Clip Material:	stamped and formed,Brass
Contact Plating:	Au or PdNi+Au over Nickel
Clip Plating:	Matt Sn over Nickel
Air-and creepage distance:	0.4mm
Insulator resistance :	10000 Megohms min.
Dielectric withstanding :	AC 500V for 1 Minute.
Data Rate:	3Gbit/S Max
Operating Temperature:	-55° C to +125° C.
Max. processing Temp:	230° C for 30-60 seconds. 260° C for 10 seconds.
Mates with :	912.913



RoHS Compliant

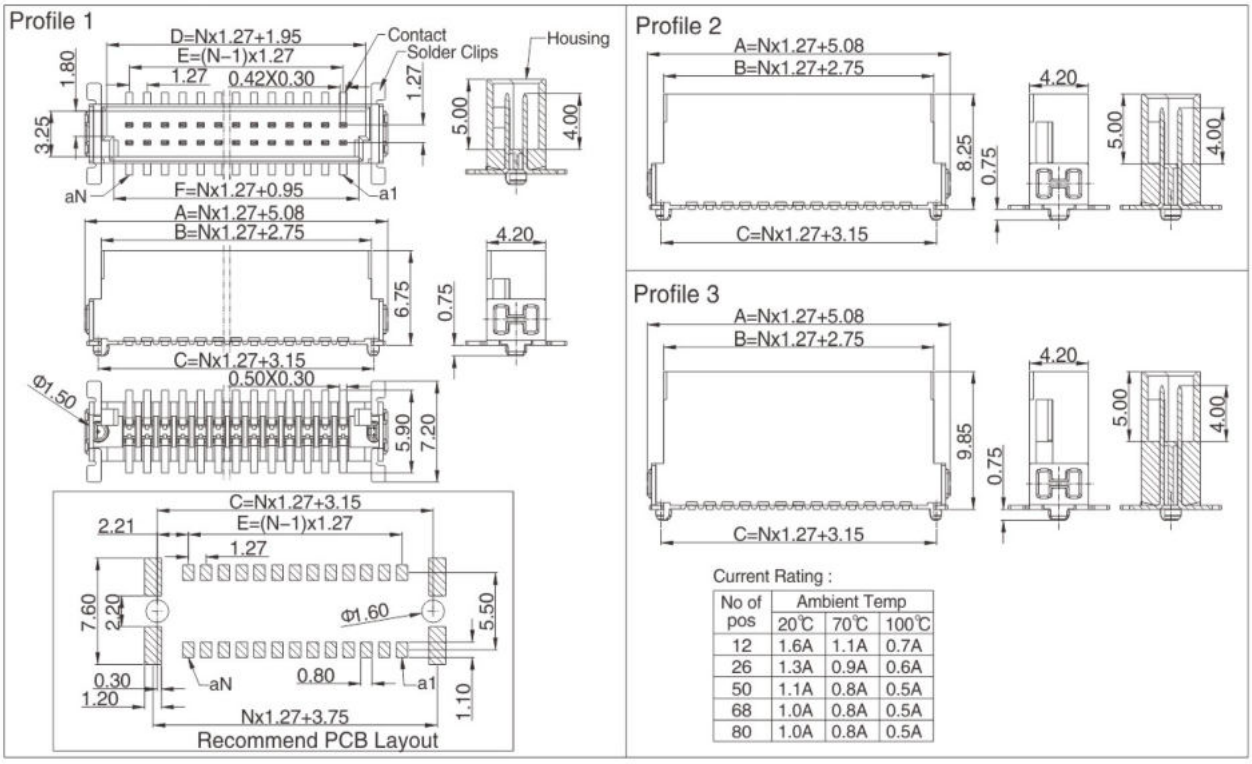

Current Rating :

No of pos	Ambient Temp		
	20℃	70℃	100℃
12	1.6A	1.1A	0.7A
26	1.3A	0.9A	0.6A
50	1.1A	0.8A	0.5A
68	1.0A	0.8A	0.5A
80	1.0A	0.8A	0.5A

How to order

9	1	5	—	☐ ☐	—	☐	—	☐ ☐	—	☐	—	☐
Serie-Nr.				Nr.of Contact		Profile		Plating		Cap Option		Packing Option

Nr. of contact	Dimensions(mm)						Code
	A	B	C	D	E	F	
12	12.70	10.37	10.77	9.57	6.35	8.57	12
16	15.24	12.91	13.31	12.11	8.89	11.11	16
26	21.59	19.26	19.66	18.46	15.24	17.46	26
50	36.83	34.50	34.90	33.70	30.48	32.70	50
68	48.26	45.93	46.33	45.13	41.91	44.13	68
80	55.88	53.55	53.95	52.75	49.53	51.75	80

06-10 Pins and 82-98 Pins,Please contact factory.
16 Pins for profile H=6.75mm and H=8.25mm only.

Plating option	Code
Full gold flash plated	10
Selective gold flash plated	60
30u" Selective gold plated	630
Selective PdNi 08u"+Au 2u" plated	082
Selective PdNi 28u"+Au 2u" plated	282

Profile	Code
H=6.75mm	1
H=8.25mm	2
H=9.85mm	3

Cap option	Code
W/Cap	1
W/O Cap	2

Packing option	Code
Tube	1
Tape & Reel	2

W.E.

532A

Power Headers 3.96mm pitch, Dip Type

Technical Data :

Insulator Material:	Thermoplastic, UL 94V-0
Contact :	1.14x1.14mm
Contact Material:	copper alloy
Plating:	Tin plated over nickle,Lead free
Current Rating :	8.2 Amp 30°C Temperature Rise
Insulator resistance :	1000 Megohms min.
Dielectric withstanding :	AC 500V for 1 Minute
Operating Temperature:	-40°C to +105°C.
Max. processing Temp:	230°C for 30-60 seconds. 260°C for 10 seconds.
Mates with :	Pitch 3.96mm, □1.14mm male header

RoHS Compliant

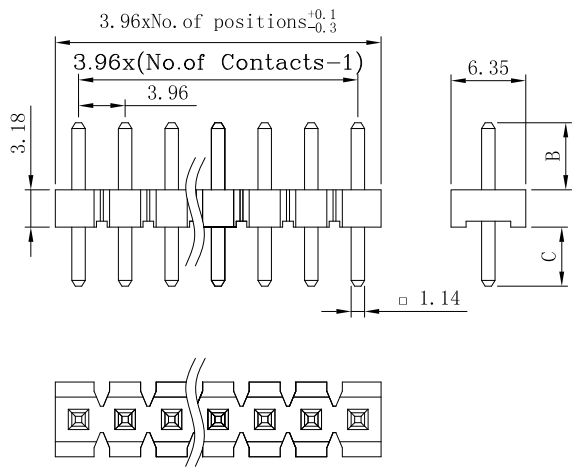

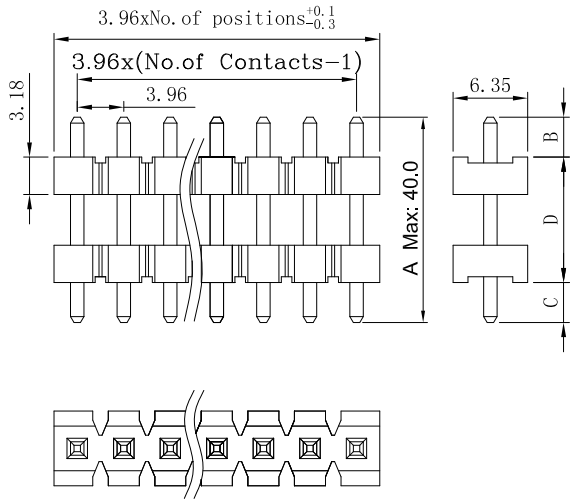

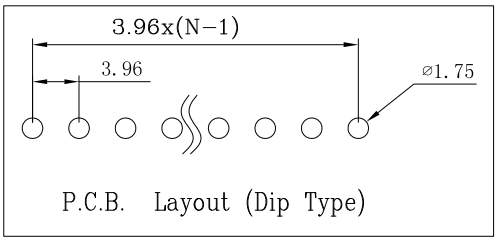

How to order

5	3	2	A	—	□	□	—	1	0	—	□	□	—	□	—	□	□
Serie-Nr.					Nr.of contact			Connector Type			Terminal code			Body		Plating	

Nr. of contact	Code
1-Single max.24 poles	02~24

Connector Type	Code
Dip Type	10

Terminal code	Dimensions(mm)				
	Single Body Type		Dual Body Type		
	B	C	B	C	D
10	11.43	4.44	11.43	4.44	8.35
20	12.70	4.44	12.70	4.44	8.35
xxx	as request		as request		
For Eg. B=4.6 C=6.0 CODE Nr=4.60/6.0			For Eg. B=4.6 C=6.0 D=3.9 CODE Nr=4.60/6.0/3.9		

Body	Code
Single Body	1
Dual Body	2

Plating option	Code
Full gold flash plated	10
Tin plated	50

W.E.

532A

Power Headers 3.96mm pitch, Ringht Angle Type

Technical Data :

Insulator Material:	Thermoplastic, UL 94V-0
Contact :	1.14x1.14mm
Contact Material:	copper alloy
Plating:	Tin plated over nickle,Lead free
Current Rating :	8.2 Amp 30°C Temperature Rise
Insulator resistance :	1000 Megohms min.
Dielectric withstanding :	AC 500V for 1 Minute
Operating Temperature:	-40°C to +105°C.
Max. processing Temp:	230°C for 30-60 seconds. 260°C for 10 seconds.
Mates with :	Pitch 3.96mm, □1.14mm male header

RoHS Compliant

Ringht Angle A type

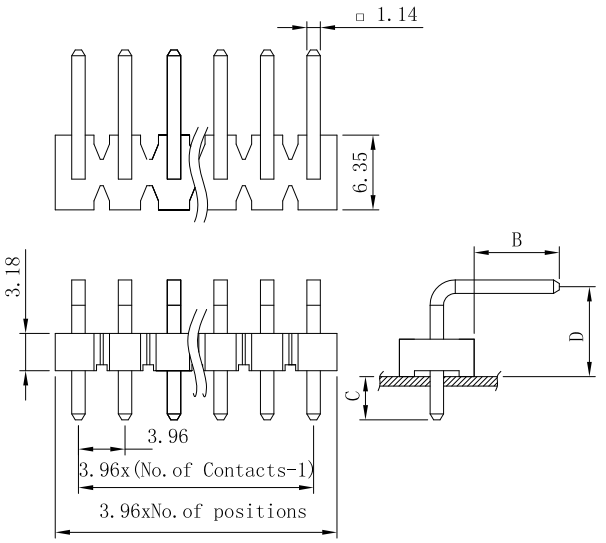

Ringht Angle B type

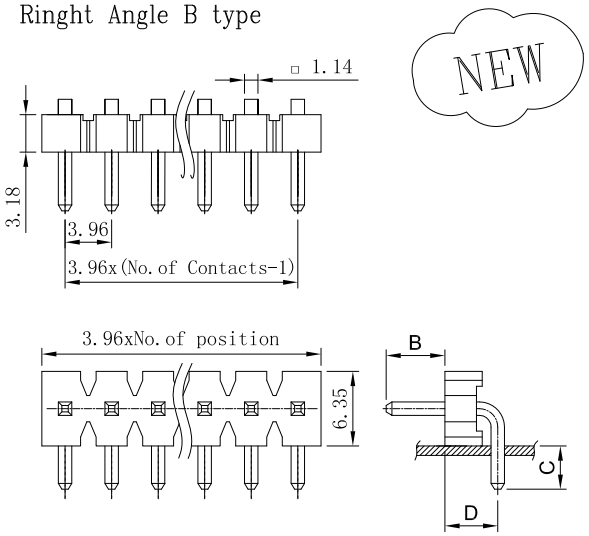

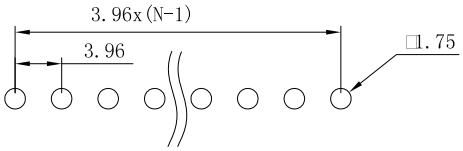

P.C.B. Layout (Ringht Angle)

How to order

5 3 2 A — □□ — □□ — □□ — □□ — □ — □□

Serie-Nr. | Nr.of contact | Connector Type | Terminal code | Body | Plating

Nr. of contact	Code
1-Single max.24 poles	02~24

Connector Type	Code
Ringht Angle A type	20
Ringht Angle B type	21

Terminal code	Dimensions(mm)		
	B	C	D
10	11.43	3.81	6.29
20	12.70	3.81	7.56
xxx	as request		
For Eg. B=4.6 C=6.0 D=3.9 CODE Nr=4.60/6.0/3.9			

Body	Code
Single Body	1

Plating option	Code
Full gold flash plated	10
Tin plated	50

W.E.

532A

Power Headers 3.96mm pitch, Vertical SMT Type

Technical Data :

Insulator Material:	Thermoplastic, UL 94V-0
Contact :	1.14x1.14mm
Contact Material:	copper alloy
Plating:	Tin plated over nickle,Lead free
Current Rating :	8.2 Amp 30°C Temperature Rise
Insulator resistance :	1000 Megohms min.
Dielectric withstanding :	AC 500V for 1 Minute
Operating Temperature:	-40°C to +105°C.
Max. processing Temp:	230°C for 30-60 seconds. 260°C for 10 seconds.
Mates with :	Pitch 3.96mm, □1.14mm male header

RoHS Compliant

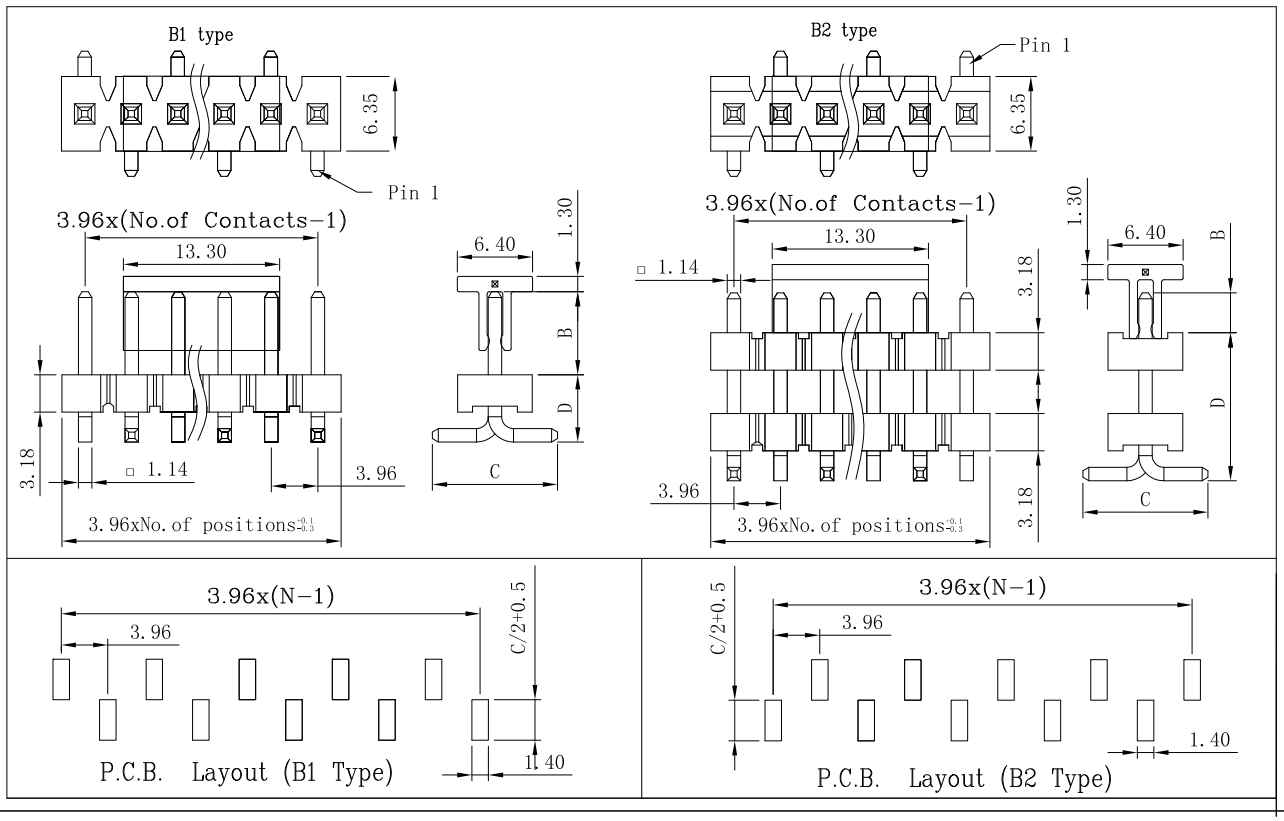

How to order

5	3	2	A	—	□	□	—	□	□	—	□	□	—	□	—	□	□	—	□	—	□
Serie-Nr.					Nr.of contact			Connector Type			Terminal code			Body		Plating			Cap		Packing

Nr. of contact	Code
1-Single max.24 poles	02~24

Connector Type		Code
SMT type	B1 type	31
	B2 type	32

Terminal code	Dimensions(mm)					
	Single Body Type			Dual Body Type		
	B	C	D	B	C	D
10	3.81	8.39	6.0	3.81	8.39	9.50
20	12.7	8.39	6.0	12.70	8.39	9.50
xxx	as request:			as request:		
	For Eg. B=4.6 C=6.0 D=6.0 CODE Nr=4.60/6.0			For Eg. B=4.6 C=6.0 D=9.5 CODE Nr=4.60/6.0/3.9		

Body	Code
Single Body	1
Dual Body	2

Plating option	Code
Full gold flash plated	10
Tin plated	50

Pick & Place Pad	Code
W/Cap	1
W/O Cap	2

Placking Option	Code
Tube	1
Tape / Reel	2

W.E.

532B

3.96mm pitch Power Female Headers Height 9.35 mm

Technical Data :

Insulator Material:	Thermoplastic, UL 94V-0
Contact Material:	copper alloy
Plating:	Tin or Au plated over Nickel,Lead free
Current Rating :	8.2 Amp 30 ℃ Temperature Rise
Insulator resistance :	1000 Megohms min.
Dielectric withstanding :	AC 500V for 1 Minute
Operating Temperature:	-40 ℃ to +105 ℃ .
Max. processing Temp:	230 ℃ for 30-60 seconds.
(Only for SMT type)	260 ℃ for 10 seconds.
Mates with :	Pitch 3.96mm, □1.14mm male header



RoHS Compliant

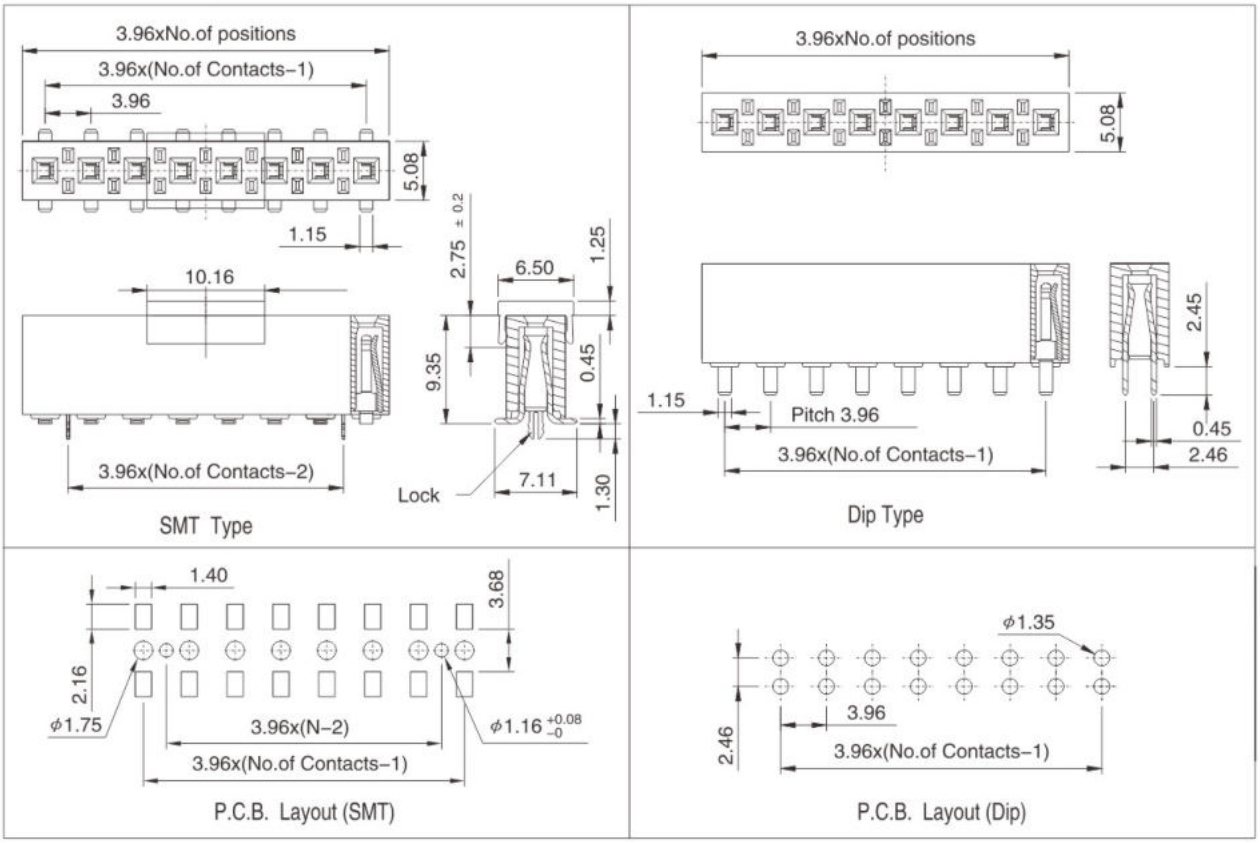

How to order

5	3	2	B	—	□	□	—	□	□	—	□	□	—	□	—	□	—	□
Serie-Nr.					Nr.of contact			Connector Type			Plating			Cap		Packing		Lock		Material

Nr. of contact	Code
1-Single max.24 poles	02-24

Connector Type	Code
Dip Type	10
SMT type	20

Plating option	Code
Full Gold Flash plated	10
Tin plated	50
Selective gold flash plated	60
10U" Selective gold plated	610
15U" Selective gold plated	615

Pick & Place Pad	Code
W/Cap	1
W/O Cap	2

Lock option	Code
W/ Lock	10
W/O Lock	00

Placking Option	Code
Tube	1
Tape / Reel	2

Contact Material	Code
Phosphor Bronze	2
BeCu	3

W.E.

538A

Power Headers 5.08mm pitch, Dip Type

Technical Data :

Insulator Material:	Thermoplastic, UL 94V-0
Contact :	1.14x1.14mm
Contact Material:	copper alloy
Plating:	Tin plated over Nickel, Lead free
Current Rating :	8.2Amp 30 ℃ Temperature Rise
Insulator resistance :	1000 Megohms min.
Dielectric withstanding :	AC 500V for 1 Minute
Operating Temperature:	-40 ℃ to +105 ℃ .
Max. processing Temp:	230 ℃ for 30-60 seconds.
(Only for SMT type)	260 ℃ for 10 seconds.
Mates with :	Pitch 5.08mm, 538C;538D



RoHS Compliant

DIP TYPE

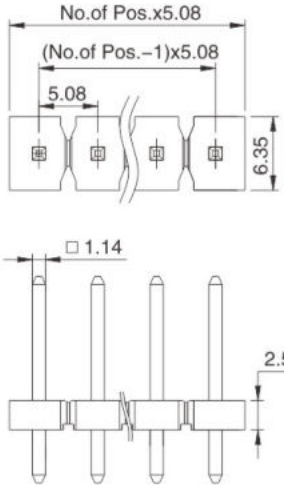

RECOMMENDED PCB LAYOUT

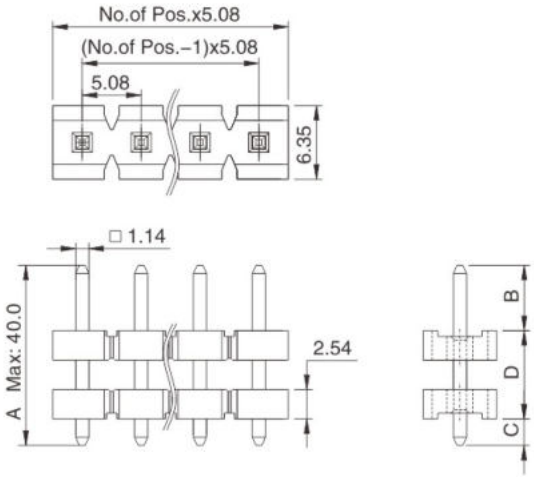

RECOMMENDED PCB LAYOUT

How to order

5	3	8	A	—			—			—		—			—		
Serie-Nr.					Nr.of contact			Connector Type			Body		Terminal code			Plating	

Nr. of contact	Code
Single Row 01 to 20 poles	01-20

Connector Type	Code
Dip Type	10

Body	Code
Single Body	1
Dual Body	2

Terminal code	Dimensions(mm)				
	Single Body Type		Dual Body Type		
	B	C	B	C	D
10	11.94	4.57	6.86	2.29	7.62
20	13.21	4.57			
xxx	as request		as request		
For Eg. B=4.6 C=6.0 CODE Nr=4.60/6.0			For Eg. B=4.6 C=6.0 D=3.9 CODE Nr=4.60/6.0/3.9		

Plating option	Code
Tin plated	50

W.E.

538A

Power Headers 5.08mm pitch, Vertical SMT Type

Technical Data :

Insulator Material:	Thermoplastic, UL 94V–0
Contact :	1.14x1.14mm
Contact Material:	copper alloy
Plating:	Tin plated over Nickel, Lead free
Current Rating :	8.2Amp 30 ℃ Temperature Rise
Insulator resistance :	1000 Megohms min.
Dielectric withstanding :	AC 500V for 1 Minute
Operating Temperature:	–40 ℃ to +105 ℃ .
Max. processing Temp:	230 ℃ for 30–60 seconds. 260 ℃ for 10 seconds.
Mates with :	Pitch 5.08mm,538C;538D



RoHS Compliant

SMT TYPE

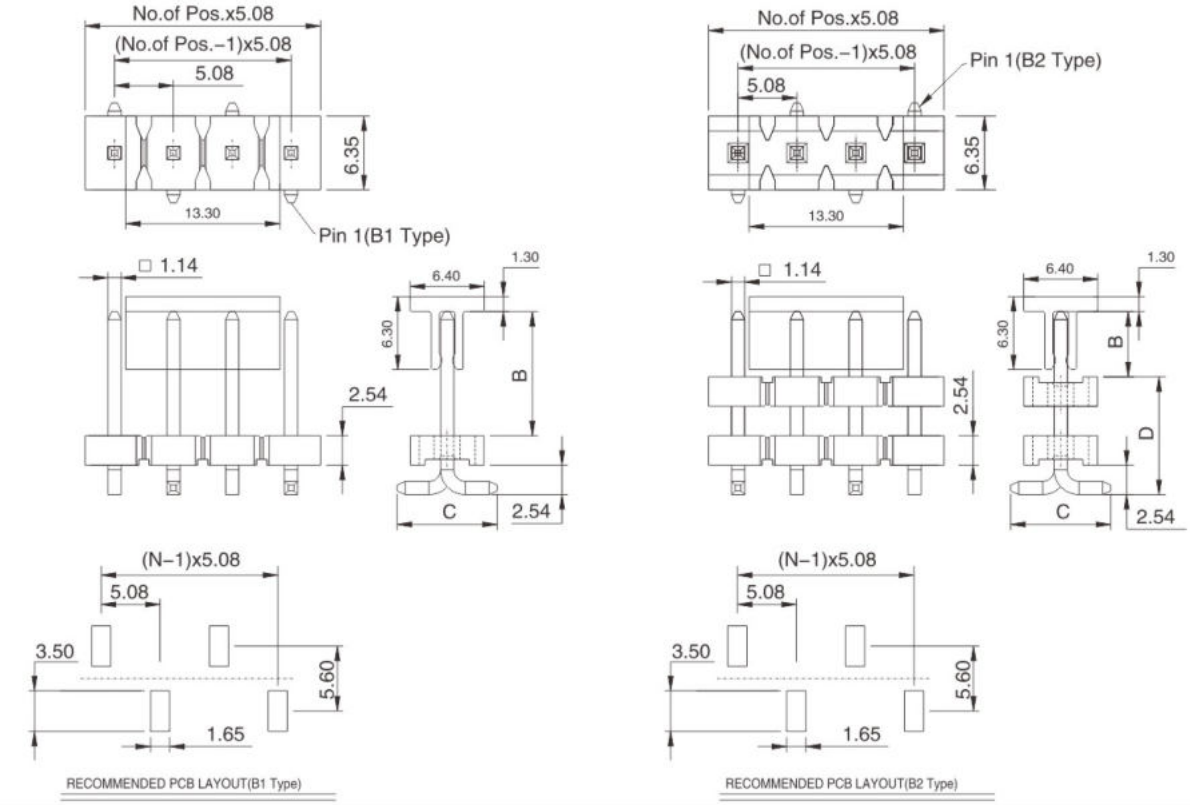

How to order

5	3	8	A	—			—			—		—			—			—		—	
Serie–Nr.					Nr.of contact			Connector Type		Body		Terminal code			Plating			Cap		Packing	

Nr. of contact	Code
Single Row 01 to 20 poles	01~20

Connector Type		Code
SMT type	B1 type	31
	B2 type	32

Body	Code
Single Body	1
Dual Body	2

Terminal code	Dimensions(mm)				
	Single Body Type		Dual Body Type		
	B	C	B	C	D
10	10.72	8.64	5.64	8.64	10.16
20	12.24	8.38			
xxx	as request		as request		
	For Eg. B=4.6 C=6.0 CODE Nr=4.60/6.0		For Eg. B=4.6 C=6.0 D=3.9 CODE Nr=4.60/6.0/3.9		

Plating option	Code
Tin plated	50

Pick & Place Pad	Code
W/Cap	1
W/O Cap	2

Packing Option	Code
Tube	1
Tape / Reel	2

W.E.

538A

Power Headers 5.08mm pitch, Ringht Angle Type

Technical Data :

Insulator Material:	Thermoplastic, UL 94V-0
Contact :	1.14x1.14mm
Contact Material:	copper alloy
Plating:	Tin plated over nickel,Lead free
Current Rating :	8.2 Amp 30° C Temperature Rise
Insulator resistance :	1000 Megohms min.
Dielectric withstanding :	AC 500V for 1 Minute
Operating Temperature:	-40° C to +105° C.
Max. processing Temp:	230° C for 30-60 seconds. 260° C for 10 seconds.
Mates with :	Pitch 5.08mm,538C;538D



RoHS Compliant

Ringht Angle A type

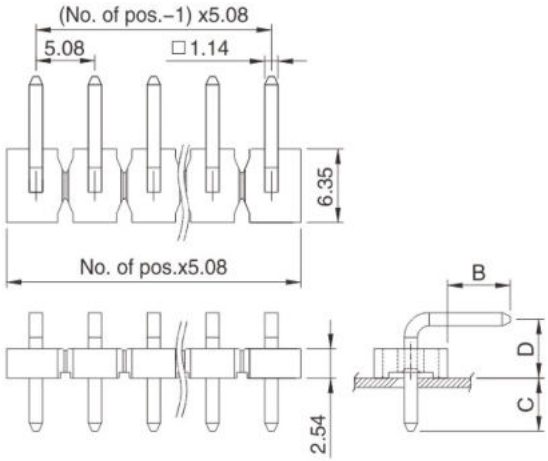

Ringht Angle B type

NEW

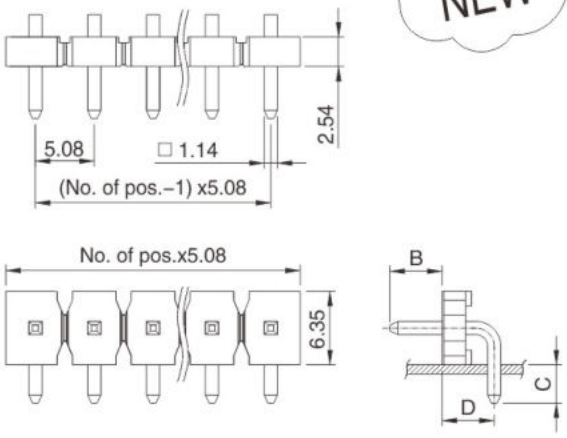

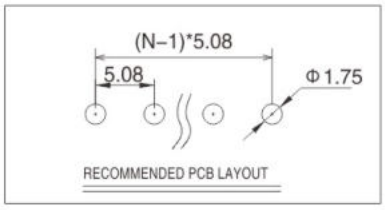

How to order

5	3	8	A	—	☐	☐	—	☐	☐	—	☐	☐	—	☐	☐
Serie-Nr.					Nr.of contact			Connector Type			Terminal code			Plating	

Nr. of contact	Code
Single Row 01 to 20 poles	01~20

Connector Type	Code
Ringht Angle A type	20
Ringht Angle B type	21

Terminal code	Dimensions(mm)		
	B	C	D
10	8.08	4.57	7.62
20	13.82	3.96	7.62
xxx	as request		

For Eg. B=4.6 C=6.0 D=3.9
CODE Nr=4.60/6.0/3.9

Plating option	Code
Tin plated	50

W.E.

538C

5.08PH Power Female Headers DIP/SMT Type

Technical Data:

Insulator Material:	High Temperature Thermoplastic,UL 94V-0
Contact:	stamped and formed,Phosphor Bronze/BeCu
Plating:	Au/Sn over Nickel
Current Rating:	8.2Amp 30 ℃ Temperature Rise
Contact resistance:	10 milliohms Max.
Insulator resistance:	500 Megohms min.
Dielectric withstanding:	AC 500V mated with 538A
Operating Temperature:	-40 ℃ to +105 ℃ .
Max. processing Temp:	230 ℃ for 30-60 seconds. 260 ℃ for 10 seconds.
Mates with:	538A



RoHS Compliant

SMT TYPE

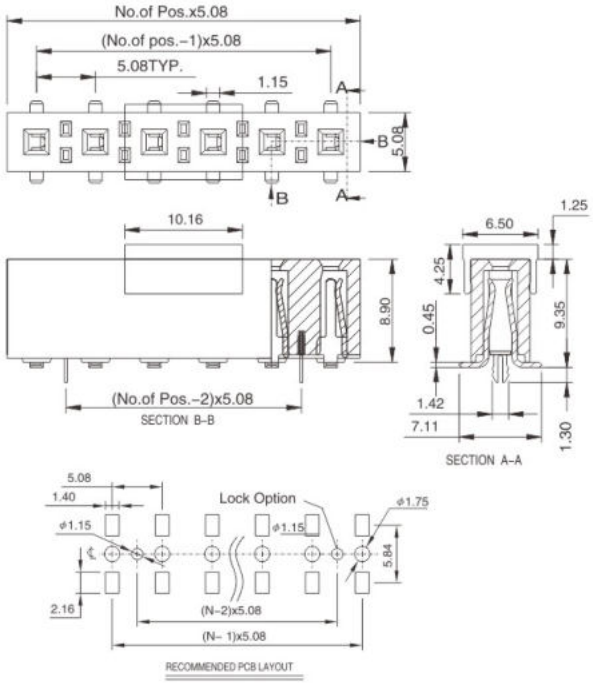

DIP TYPE

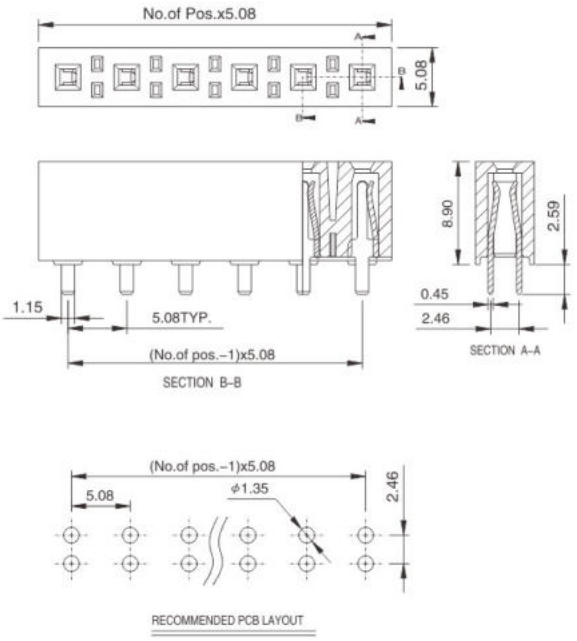

How to order

5 3 8 C — ☐☐ — ☐☐ — ☐☐ — ☐☐ — ☐☐ — ☐☐ — ☐ — ☐

Serie-Nr. | Nr.of Contact. | Connector type | Plating | Lock | Contact Material | Cap option | Packing

Nr. of Contact	Code
Single Row 2 to 20 poles	02-20

Connector type	Code
DIP Type	10
SMT Type	20

Location peg option	Code
W / Lock	10
W / O Lock	00

Pick & Place Pad	Code
W/ Cap	1
W/O Cap	2

Plating option	Code
Full Gold Flash plated	10
Tin plated	50
Selective gold flash plated	60
10u"Selective gold plated	610
15u"Selective gold plated	615

Contact Material	Code
Phosphor Bronze	2
BeCu	3

Packing Option	Code
Tube	1
Tape & Reel	2

W.E.

538D

5.08PH Power Female Headers DIP/SMT Type

Technical Data:

Insulator Material:	High Temperature Thermoplastic,UL 94V-0
Contact:	stamped and formed,Phosphor Bronze/BeCu
Plating:	Au/Sn over Nickel
Current Rating:	6.8Amp 30° C Temperature Rise
Contact resistance:	10 milliohms Max.
Insulator resistance:	500 Megohms min.
Dielectric withstanding:	AC 500V mated with 538A
Operating Temperature:	-40° C to +105° C.
Max. processing Temp:	230° C for 30-60 seconds. 260° C for 10 seconds.
Mates with:	538A



RoHS Compliant

SMT TYPE

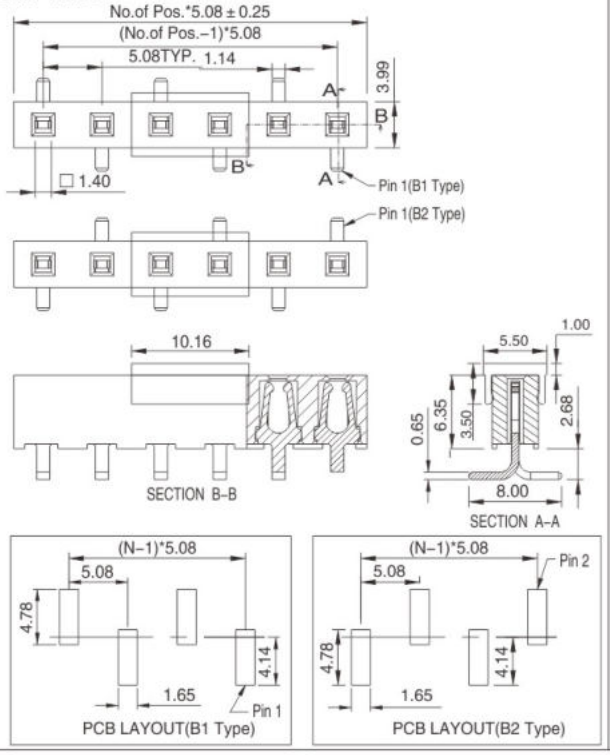

DIP TYPE

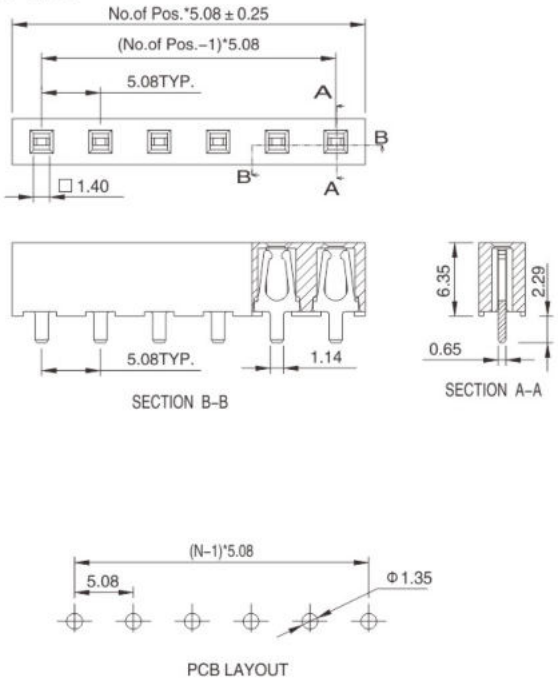

How to order

5	3	8	D	—	□	□	—	□	□	—	□	□	—	□	□	—	□	—	□
Serie-Nr.					Nr.of Contact.			Connector type			Plating			Contact Material			Cap option		Packing

Nr. of Contact	Code
Single Row 2 to 20 poles	02-20

Connector type	Code
DIP Type	10
SMT B1 Type	21
SMT B2 Type	22

Plating option	Code
Full Gold Flash plated	10
Tin plated	50
Selective gold flash plated	60
10u"Selective gold plated	610
15u"Selective gold plated	615

Contact Material	Code
Phosphor Bronze	2
BeCu	3

Pick & Place Pad	Code
W/ Cap	1
W/O Cap	2

Packing Option	Code
Tube	1
Tape & Reel	2

W.E.

539A

5.08/2.54PH Power COMBO Headers SMT/DIP Type

Technical Data :

Insulator Material:	Thermoplastic, UL 94V-0
Contact :	1.14x1.14mm
Contact Material:	copper alloy
Plating:	Power Pin:Tin plated over nickel Signal Pin:Tin or Au plated over nickel
Current Rating :	8.2Amp 30°C Temperature Rise(Power)
Insulator resistance :	1000 Megohms min.
Dielectric withstanding :	AC 500V for 1 Minute
Operating Temperature:	-40°C to +105°C.
Max. processing Temp:	230°C for 30-60 seconds. 260°C for 10 seconds.
Mates with :	Pitch 5.08mm,539B

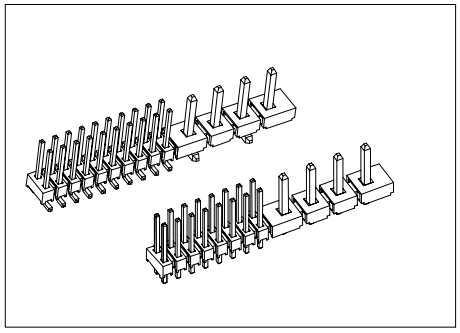

RoHS Compliant

SMT TYPE

Power pin	A
1~3 pin	2.54
4 pin	3.81

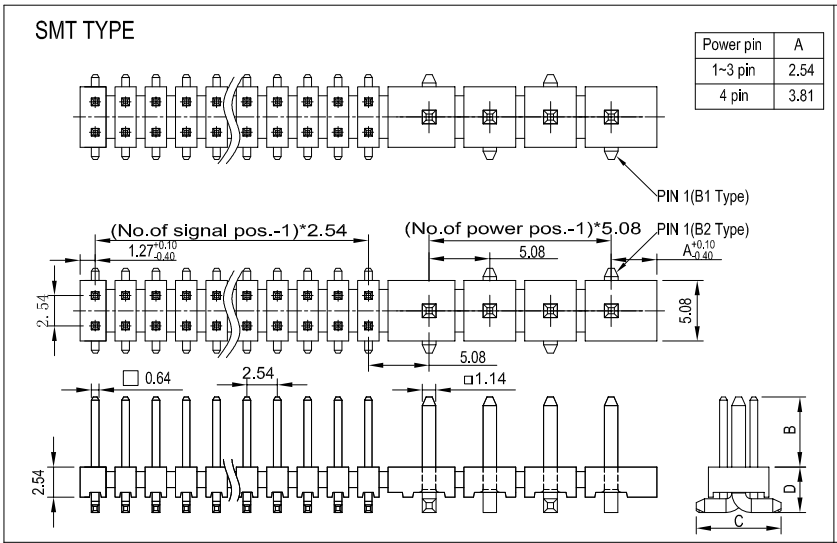

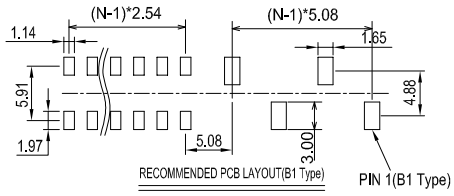

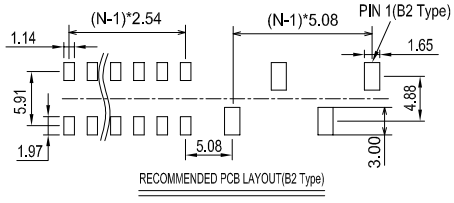

DIP TYPE

Power pin	A
1~3 pin	2.54
4 pin	3.81

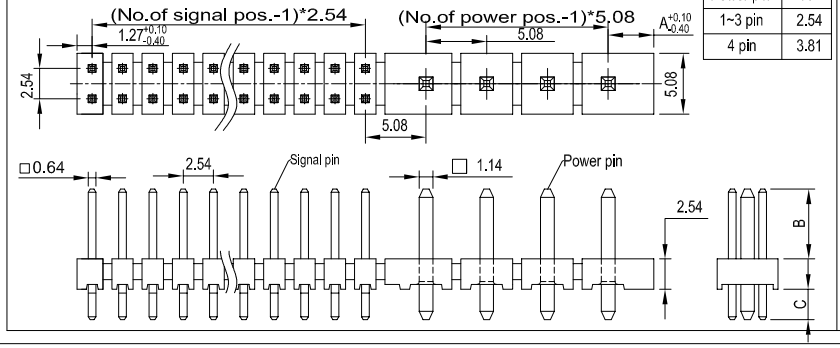

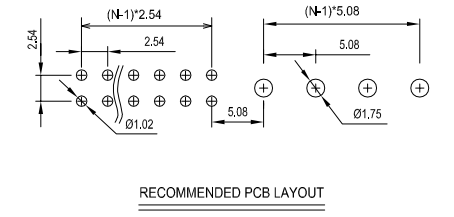

How to order

5	3	9	A	—	□	□	—	□	□	—	□	□	—	□	□	—	□	□	—	□	—	□
Serie-Nr.					Nr.of Signal contact			Nr.of Power contact			Connector Type			Terminal code			Layout Type			Plating		Cap		Packing

Nr. of Signal Contact	Code
Double Row 02 to 48poles	02-48

Nr. of Power Contact	Code
Single Row 02 to 04 poles	02-04

Connector Type	Code
Dip Type	10
SMT Type	20

Terminal code	Dimensions(mm)					
	SMT Type			DIP Type		
	B	C	D	B	C	
10	5.84	7.11	3.81	5.84	2.54	
20	8.13	7.11	3.81	8.13	2.54	
xxx	as request			as request		
	For Eg. B=5.84 C=7.11 D=3.81 CODE Nr=5.84/7.11/3.81			For Eg. B=5.84 C=2.54 CODE Nr=5.84/2.54		

Plating option	Code
Full Gold Flash plated	10
Tin plated	50
Selective gold flash plated	60
10u"Selective gold plated	610
15u"Selective gold plated	615
Note: Power Pins = All Tin	

Layout Type	Code	For
B1 Type	1	SMT Type only
B2 Type	2	

Pick & Place Pad	Code
W/Cap	1
W/O Cap	2

Packing Option	Code
Tube	1
Tape / Reel	2

W.E.

539A

5.08/2.54PH Power COMBO Headers SMT/DIP Type

Technical Data :

Insulator Material:	Thermoplastic, UL 94V-0
Contact :	1.14x1.14mm
Contact Material:	copper alloy
Plating:	Power Pin:Tin plated over nickel Signal Pin:Tin or Au plated over nickel
Current Rating :	8.2Amp 30°C Temperature Rise(Power)
Insulator resistance :	1000 Megohms min.
Dielectric withstanding :	AC 500V for 1 Minute
Operating Temperature:	-40°C to +105°C.
Max. processing Temp:	230°C for 30-60 seconds. 260°C for 10 seconds.
Mates with :	Pitch 5.08mm,539B

RoHS Compliant

SMT TYPE

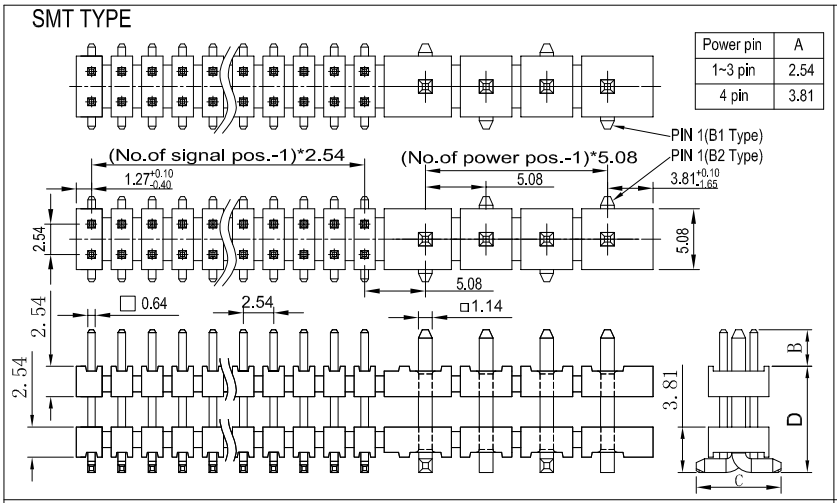

Power pin	A
1~3 pin	2.54
4 pin	3.81

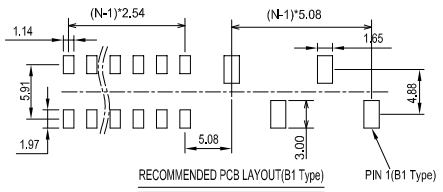

RECOMMENDED PCB LAYOUT(B1 Type)

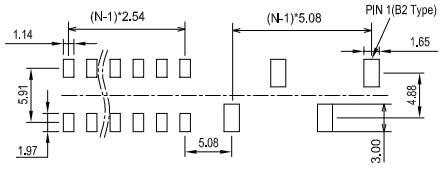

RECOMMENDED PCB LAYOUT(B2 Type)

DIP TYPE

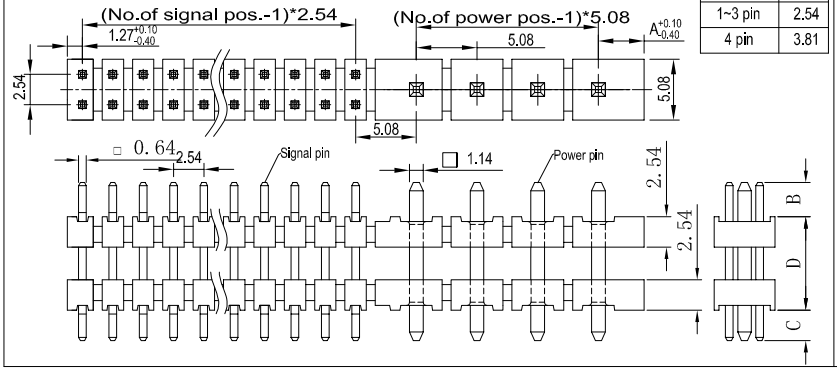

Power pin	A
1~3 pin	2.54
4 pin	3.81

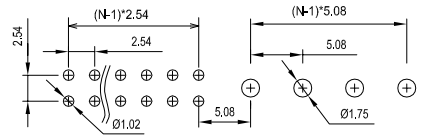

RECOMMENDED PCB LAYOUT

How to order

5	3	9	A	—			—			—			—			—			—		—	
Serie-Nr.					Nr.of Signal contact			Nr.of Power contact			Connector Type			Terminal code			Layout Type			Plating			Cap			Packing

Nr. of Signal Contact	Code
Double Row 02 to 48poles	02-48

Nr. of Power Contact	Code
Single Row 02 to 04 poles	02-04

Connector Type	Code
Dip Type&Dual Body	12
SMT Type&Dual Body	22

Terminal code	Dimensions(mm)					
	SMT Type			DIP Type		
	B	C	D	B	C	D
10	5.84	7.11	10.16	5.84	2.54	7.62
20	8.13	7.11	10.16	8.13	2.54	7.62
xxx	as request			as request		
	For Eg. B=5.84 C=7.11 D=3.81 CODE Nr=5.84/7.11/3.81			For Eg. B=5.84 C=2.54 CODE Nr=5.84/2.54		

Plating option	Code
Full Gold Flash plated	10
Tin plated	50
Selective gold flash plated	60
10u"Selective gold plated	610
15u"Selective gold plated	615
Note: Power Pins = All Tin	

Layout Type	Code	For
B1 Type	1	SMT Type only
B2 Type	2	

Pick & Place Pad	Code
W/Cap	1
W/O Cap	2

Packing Option	Code
Tube	1
Tape / Reel	2

W.E.

539A

5.08/2.54PH Power COMBO Headers SMT/DIP Type

Technical Data :

Insulator Material:	Thermoplastic, UL 94V-0
Contact :	1.14x1.14mm
Contact Material:	copper alloy
Plating:	Power Pin:Tin plated over nickel Signal Pin:Tin or Au plated over nickel
Current Rating :	8.2Amp 30° C Temperature Rise(Power)
Insulator resistance :	1000 Megohms min.
Dielectric withstanding :	AC 500V for 1 Minute
Operating Temperature:	-40° C to +105° C.
Max. processing Temp:	230° C for 30-60 seconds. 260° C for 10 seconds.
Mates with :	Pitch 5.08mm,539B



RoHS Compliant

SMT TYPE

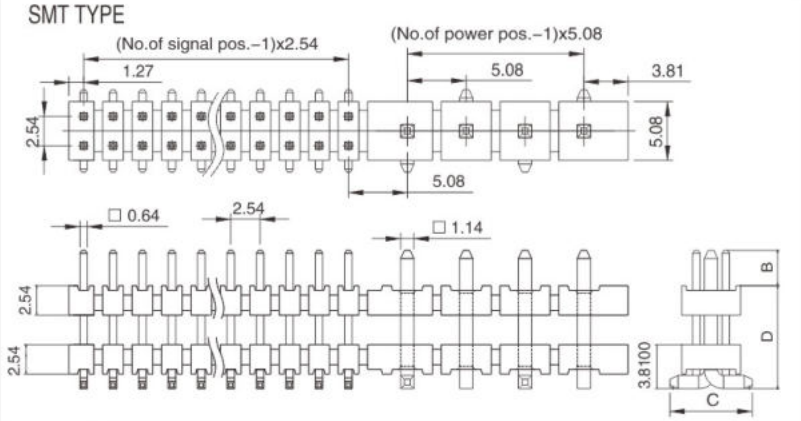

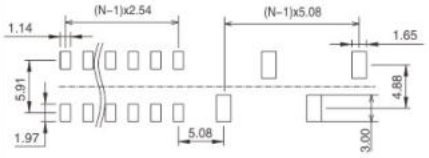

RECOMMENDED PCB LAYOUT

DIP TYPE

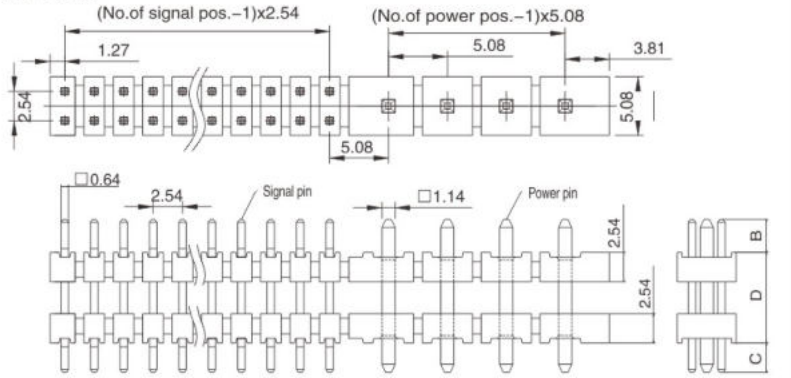

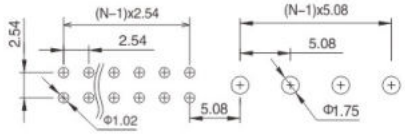

RECOMMENDED PCB LAYOUT

How to order

5	3	9	A	—			—			—			—			—			—	
Serie-Nr.					Nr.of Signal contact			Nr.of Power contact			Connector Type			Terminal code			Plating			Cap		Packing

Nr. of Signal Contact	Code
Double Row 02 to 48poles	02-48

Nr. of Power Contact	Code
Single Row 02 to 04 poles	02-04

Connector Type	Code
Dip Type&Dual Body	12
SMT Type&Dual Body	22

Terminal code	Dimensions(mm)					
	SMT Type			DIP Type		
	B	C	D	B	C	D
10	5.84	7.11	10.16	5.84	2.54	7.62
20	8.13	7.11	10.16	8.13	2.54	7.62
xxx	as request			as request		
	For Eg. B=5.84 C=7.11 D=3.81 CODE Nr=5.84/7.11/3.81			For Eg. B=5.84 C=2.54 CODE Nr=5.84/2.54		

Plating option	Code
Full Gold Flash plated	10
Tin plated	50
Selective gold flash plated	60
10u"Selective gold plated	610
15u"Selective gold plated	615
Note: Power Pins = All Tin	

Pick & Place Pad	Code
W/Cap	1
W/O Cap	2

Packing Option	Code
Tube	1
Tape / Reel	2

W.E.

539B

5.08/2.54PH Power COMBO Female Headers DIP/SMT Type

Technical Data:

Insulator Material:	High Temperature Thermoplastic,UL 94V-0
Contact:	phosphor bronze for signal contact Phosphor Bronze/BeCu For Power contact
Plating:	Au/Sn over Nickel
Current Rating:	8.2Amp 30° C Temperature Rise(Power)
Contact resistance:	10 milliohms Max.
Insulator resistance:	500 Megohms min.
Dielectric withstanding:	AC 850V
Operating Temperature:	-40° C to +105° C.
Max. processing Temp:	230° C for 30-60 seconds. 260° C for 10 seconds.
Mates with:	539A



RoHS Compliant

SMT TYPE

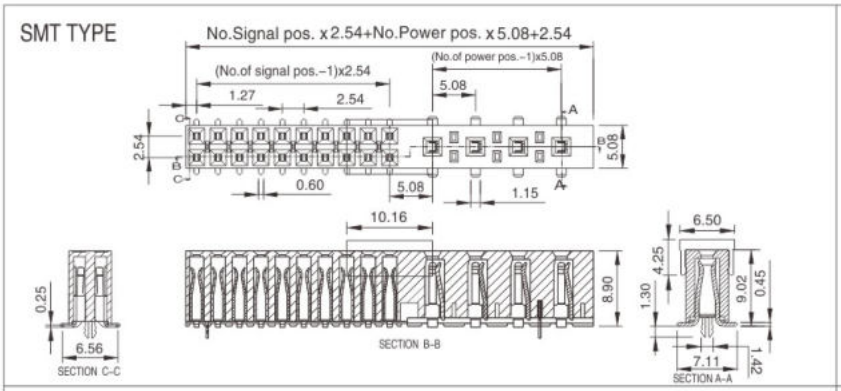

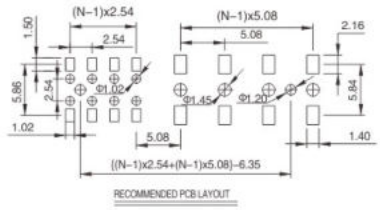

DIP TYPE

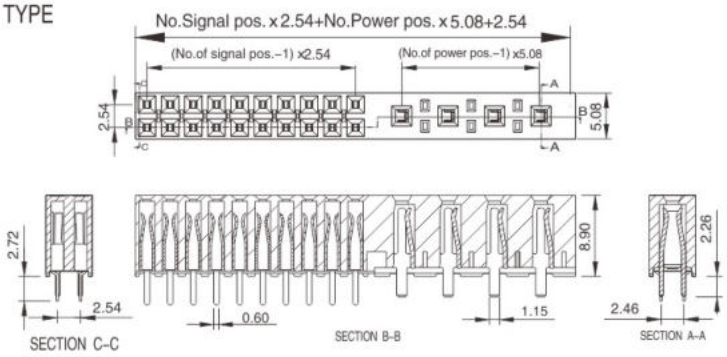

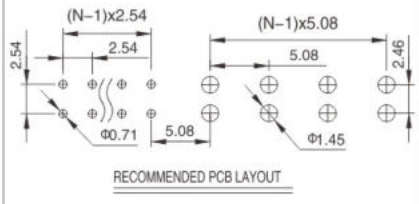

How to order

5 3 9 B — □□ — □□ — □□ — □□ — □□ — □□ — □ — □

Serie-Nr. | Nr.of Signal Contact. | Nr.of Power Contact. | Connector type | Plating | Lock | Contact Material | Cap option | Packing

Nr. of Signal Contact	Code
Double Row 4 to 48 poles	04-48

Nr. of Power Contact	Code
Single Row 02 to 4 poles	02-04

Connector type	Code
DIP Type	10
SMT Type	20

Plating option	Code
Full Gold Flash plated	10
Tin plated	50
Selective gold flash plated	60
10u"Selective gold plated	610
15u"Selective gold plated	615

Location peg option	Code
W / Lock	10
W / O Lock	00

Contact Material	Code
Phosphor Bronze	2
BeCu	3

Pick & Place Pad	Code
W/ Cap	1
W/O Cap	2

Packing Option	Code
Tube	1
Tape & Reel	2

W.E.

539D

5.08/2.00PH Power COMBO Female Headers DIP Type

Technical Data :

Insulator Material:	High Temperature Thermoplastic,UL 94V-0
Contact:	phosphor bronze for signal contact Phosphor Bronze/BeCu For Power contact
Plating:	Au/Sn over Nickel
Current Rating:	6.8Amp 30 ℃ Temperature Rise(Power)
Contact resistance:	10 milliohms Max.
Insulator resistance:	500 Megohms min.
Dielectric withstanding:	AC 500V
Operating Temperature:	-40 ℃ to +105 ℃ .
Max. processing Temp:	230 ℃ for 30-60 seconds. 260 ℃ for 10 seconds.
Mates with:	539C



RoHS Compliant

DIP TYPE

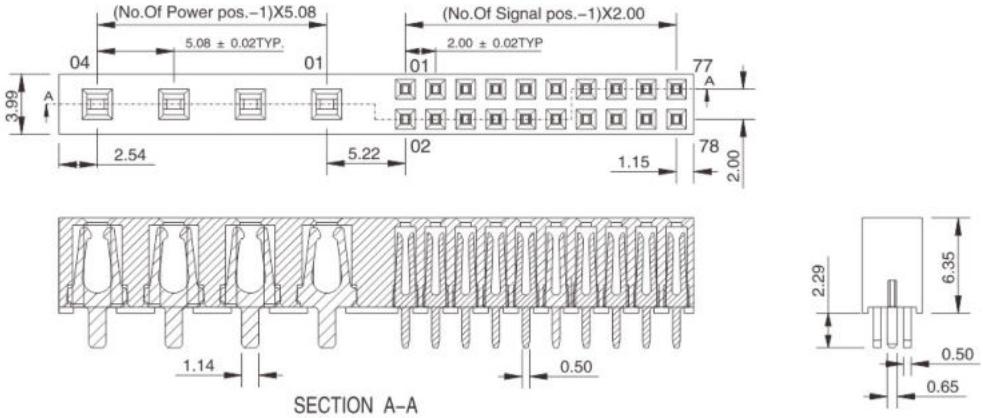

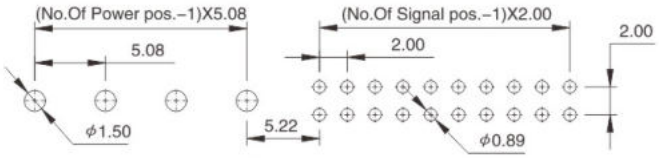

RECOMMENDED PCB LAYOUT

How to order

5	3	9	—	D	—	☐	☐	—	☐	☐	—	☐	☐	—	☐	☐	—	☐	☐	—	☐	—	☐
Serie-Nr.						Nr.of Signal Contact.			Nr.of Power Contact.			Connector type			Plating			Contact Material (Power Contact)			Cap option		Packing

Nr. of Signal Contact	Code
Double Row Max. 78 poles	02-78

Nr. of Power Contact	Code
Single Row Max. 4 poles	01-04

Connector type	Code
DIP Type	10

Plating option	Code
Full Gold Flash plated	10
Tin plated	50
Selective gold flash plated	60
10u"Selective gold plated	610
15u"Selective gold plated	615

Contact Material	Code
Phosphor Bronze	2
BeCu	3

Pick & Place Pad	Code
W/ Cap	1
W/O Cap	2

Packing Option	Code
Tube	1
Tape & Reel	2

W.E.

539C

5.08/2.00PH Power COMBO Headers DIP Type

Technical Data :

Insulator Material:	Thermoplastic, UL 94V-0
Contact :	1.14x1.14mm
Contact Material:	copper alloy
Plating:	Power Pin:Tin plated over nickel Signal Pin:Tin or Au plated over nickel
Current Rating :	8.2Amp 30° C Temperature Rise(Power)
Insulator resistance :	1000 Megohms min.
Dielectric withstanding :	AC 500V for 1 Minute
Operating Temperature:	-40° C to +105° C.
Max. processing Temp:	230° C for 30-60 seconds. 260° C for 10 seconds.
Mates with :	Pitch 5.08mm,539D



RoHS Compliant

R.A TYPE

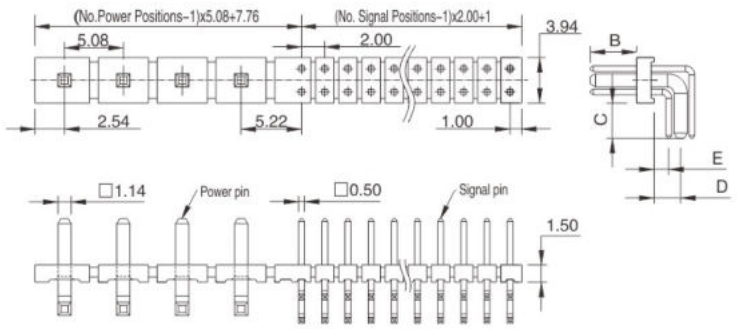

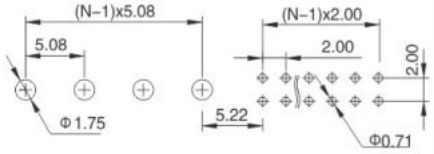

RECOMMENDED PCB LAYOUT

DIP TYPE

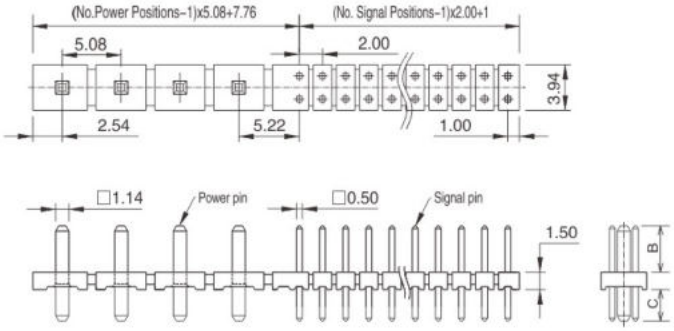

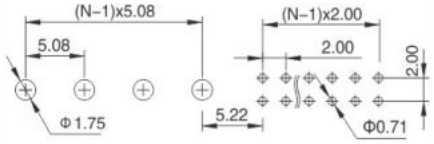

RECOMMENDED PCB LAYOUT

How to order

5	3	9	C	—			—			—			—			—		
Serie-Nr.					Nr.of Signal contact			Nr.of Power contact			Connector Type			Terminal code			Plating	

Nr. of Signal Contact	Code
Double Row 02 to 78 poles	02-78

Nr. of Power Contact	Code
Single Row 01 to 4 poles	01-04

Connector Type	Code
Dip Type	10
Ringht Angle type	20

Terminal code	Dimensions(mm)					
	RAF. Type				DIP Type	
	B	C	D	E	B	C
10	4.00	3.04	2.30	1.27	4.00	2.71
20						
xxx	as request				as request	
	For Eg. B=4.00 C=3.04 D=2.3 CODE Nr=4.00/3.04/2.30				For Eg. B=4.00 C=3.04 CODE Nr=4.00/3.04	

Plating option	Code
Full Gold Flash plated	10
Tin plated	50
Selective gold flash plated	60
10u"Selective gold plated	610
15u"Selective gold plated	615
Note: Power Pins = All Tin	

W.E.

539C

5.08/2.00PH Power COMBO Headers DIP Type

Technical Data :

Insulator Material:	Thermoplastic, UL 94V-0
Contact :	1.14x1.14mm
Contact Material:	copper alloy
Plating:	Power Pin:Tin plated over nickel Signal Pin:Tin or Au plated over nickel
Current Rating :	8.2Amp 30° C Temperature Rise(Power)
Insulator resistance :	1000 Megohms min.
Dielectric withstanding :	AC 500V for 1 Minute
Operating Temperature:	-40° C to +105° C.
Max. processing Temp:	230° C for 30-60 seconds. 260° C for 10 seconds.
Mates with :	Pitch 5.08mm,539D



RoHS Compliant

R.A TYPE

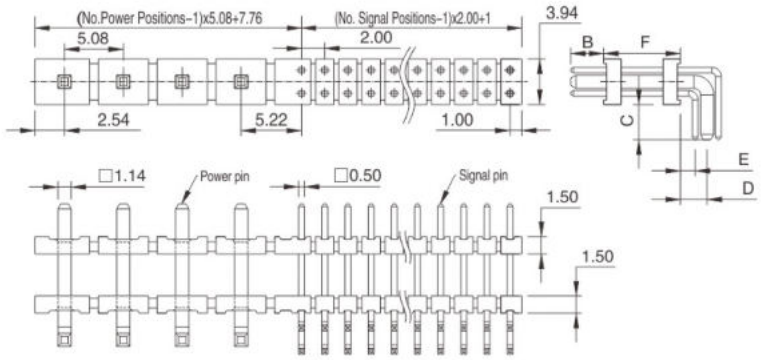

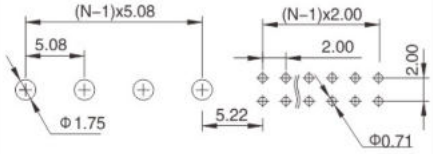

RECOMMENDED PCB LAYOUT

DIP TYPE

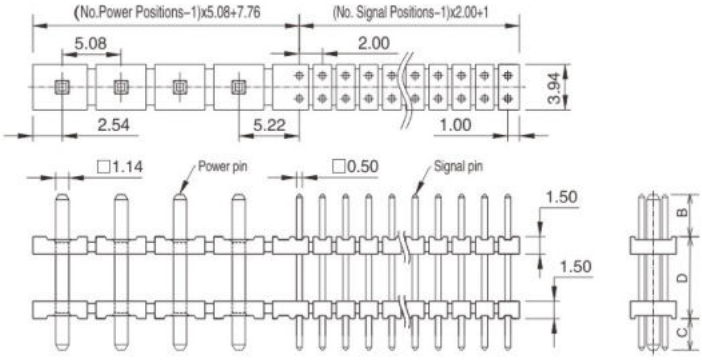

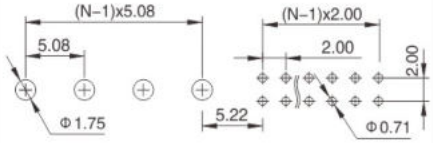

RECOMMENDED PCB LAYOUT

How to order

5	3	9	C	—	□	□	—	□	□	—	□	□	—	□	□	—	□	□
Serie-Nr.					Nr.of Signal contact			Nr.of Power contact			Connector Type			Terminal code			Plating	

Nr. of Signal Contact	Code
Double Row 02 to 78 poles	02-78

Nr. of Power Contact	Code
Single Row 01 to 4 poles	01-04

Connector Type	Code
Dip Type&Dual Body	12
Ringht Angle type&Dual Body	22

Terminal code	Dimensions(mm)							
	Ringht Angle type&Dual Body					Dip Type&Dual Body		
	B	C	D	E	F	B	C	D
10	4.00	3.04	2.30	1.27	7.62	4.00	2.71	7.62
20								
xxx	as request					as request		
	For Eg. B=4.00 C=3.04 D=2.3 F=6.8 CODE Nr=4.00/3.04/2.30/6.8					For Eg. B=4.00 C=3.04 D=6.8 CODE Nr=4.00/3.04/6.8		

Plating option	Code
Full Gold Flash plated	10
Tin plated	50
Selective gold flash plated	60
10u"Selective gold plated	610
15u"Selective gold plated	615
Note: Power Pins = All Tin	

W.E.

920

5.00mm Pitch Mini–Power Socket,Vertical Type

Technical Data :

Insulator Material:	High Temperature Thermoplastic,LCP,UL 94V–0
Contact Material:	stamped and formed,Copper Alloy
Clip Material:	stamped and formed,Copper Alloy
Contact Plating:	Au or Tin over Nickel
Clip Plating:	Matt Sn over Nickel
Current Rating :	24.7A
Voltage Rating:	600VAC/848VDC
Operating Temperature :	–55 ℃ to +105 ℃ With Tin –55 ℃ to +125 ℃ With Gold
Max. processing Temp:	230 ℃ for 30–60 seconds. 260 ℃ for 10 seconds.
Mates with :	921



RoHS Compliant

W/Location Peg

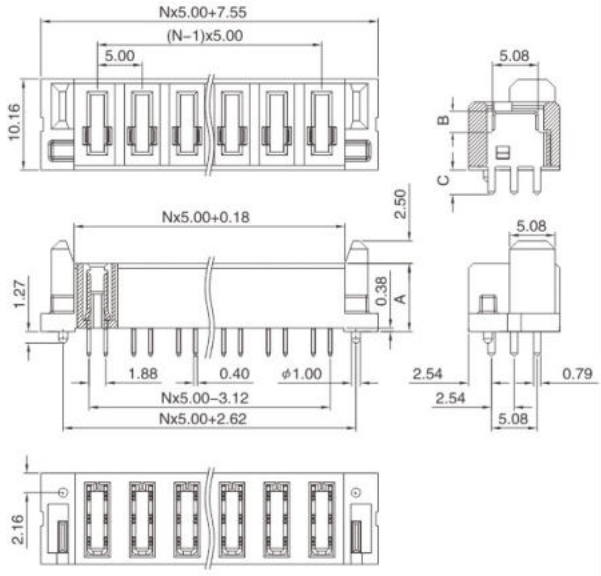

W/Locking Clip

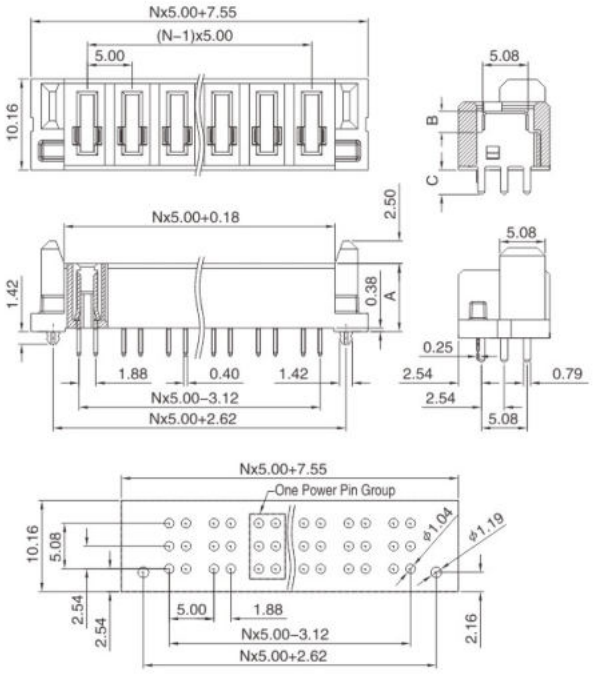

Recommended PCB Layout

How to order

9	2	0	—	☐ ☐	—	☐ ☐	—	☐ ☐	—	☐ ☐	—	☐	—	☐
Serie–Nr.				Nr. of Contact		Terminal type		Plating		Location option		Cap		Packing

Nr. of contact	Code
02	02
03	03
04	04
06	06
08	08

Terminal type			Code
Dimensions(mm)			
A	B	C	
7.58	2.37	2.72	10
7.58	2.37	3.52	11
7.58	2.37	4.32	12
9.58	4.37	2.72	13
9.58	4.37	3.52	14
9.58	4.37	4.32	15
13.14.15=Please consult factory.			

Plating option	Code
Full gold flash plated	10
Tin plated	50
Selective gold flash plated	60
10u" Selective gold plated	610

Location option	Code
W/Location Peg	10
W/Locking Clip	20

Pick&Place Cap	Code
W/O Cap	2

Packing option	Code
Tube	1
Tray	3

W.E.

920

5.00mm Pitch Mini-Power Socket,Right Angle Type

Technical Data :

Insulator Material:	High Temperature Thermoplastic,LCP,UL 94V-0
Contact Material:	stamped and formed,Copper Alloy
Clip Material:	stamped and formed,Copper Alloy
Contact Plating:	Au or Tin over Nickel
Clip Plating:	Matt Sn over Nickel
Current Rating :	24.7A
Voltage Rating:	600VAC/848VDC
Operating Temperature :	-55 ℃ to +105 ℃ With Tin -55 ℃ to +125 ℃ With Gold
Max. processing Temp:	230 ℃ for 30-60 seconds. 260 ℃ for 10 seconds.
Mates with :	921



RoHS Compliant

W/Screw Down

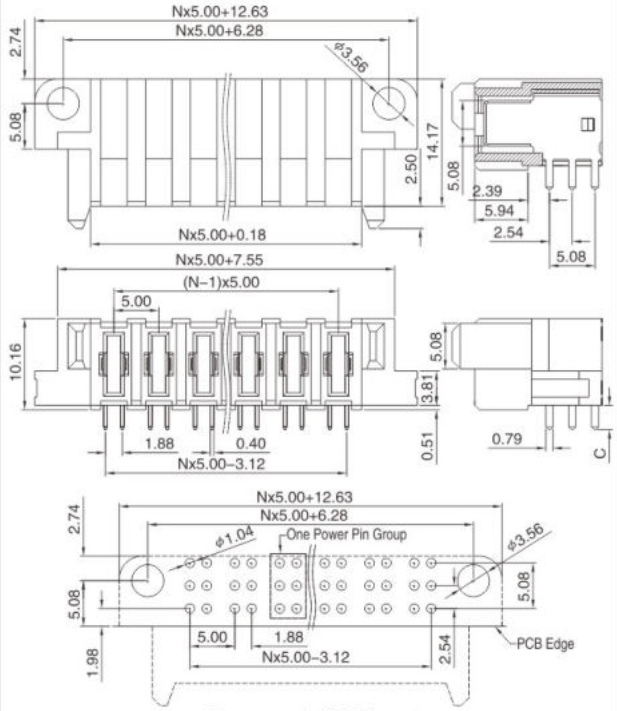

Recommended PCB Layout

W/Locking Clip

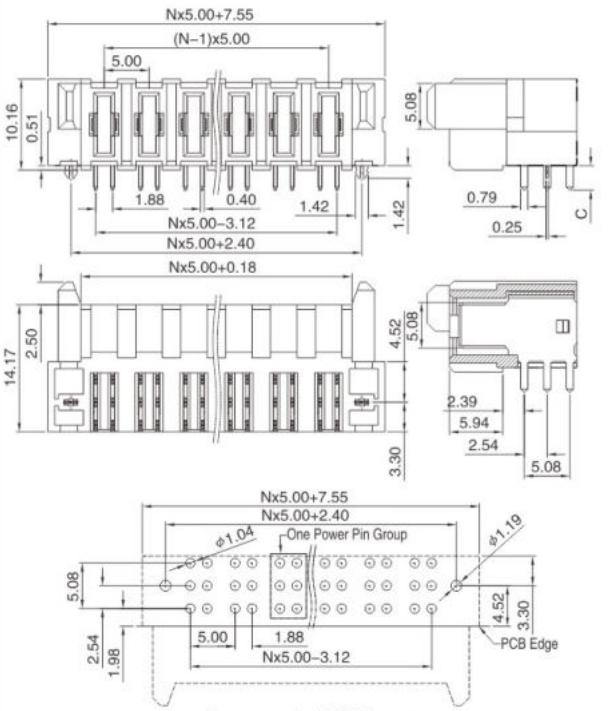

Recommended PCB Layout

How to order

9	2	0	—	☐☐	—	☐☐	—	☐☐	—	☐☐	—	☐	—	☐
Serie-Nr.				Nr. of Contact		Terminal type		Plating		Location option		Cap		Packing

Nr. of contact	Code
02	02
03	03
04	04
06	06
08	08

Terminal type	Code
Dimensions(mm)	
C	
2.72	20
3.52	21
4.32	22

Plating option	Code
Full gold flash plated	10
Tin plated	50
Selective gold flash plated	60
10u" Selective gold plated	610

Location option	Code
W/Locking Clip	20
W/Screw Down	30

Pick&Place Cap	Code
W/O Cap	2

Packing option	Code
Tube	1
Tray	3

W.E.

921

5.00mm Pitch Mini-Power Terminal,Vertical Type

Technical Data :

Insulator Material:	High Temperature Thermoplastic,LCP,UL 94V-0
Contact Material:	stamped and formed,Copper Alloy
Clip Material:	stamped and formed,Copper Alloy
Contact Plating:	Au or Tin over Nickel
Clip Plating:	Matt Sn over Nickel
Current Rating :	24.7A
Voltage Rating:	600VAC/848VDC
Operating Temperature :	-55 ℃ to +105 ℃ With Tin -55 ℃ to +125 ℃ With Gold
Max. processing Temp:	230 ℃ for 30-60 seconds. 260 ℃ for 10 seconds.
Mates with :	920



RoHS Compliant

W/Location Peg

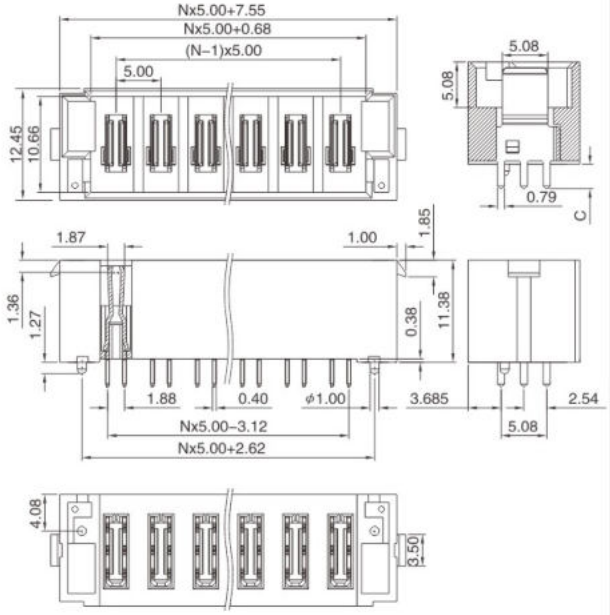

W/Locking Clip

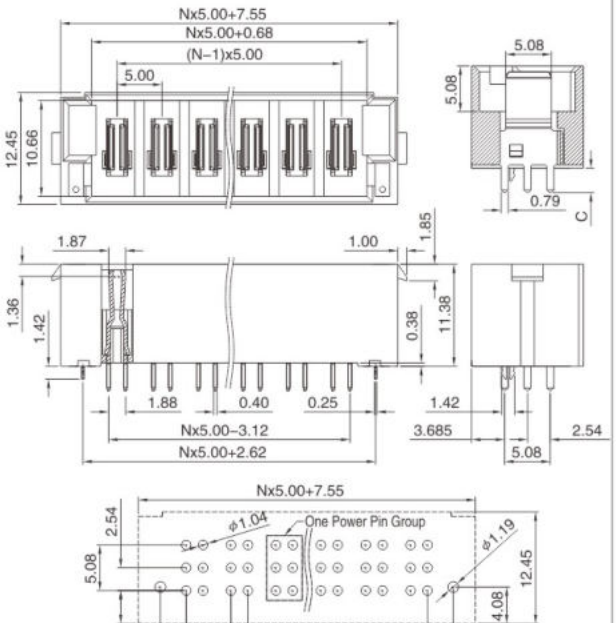

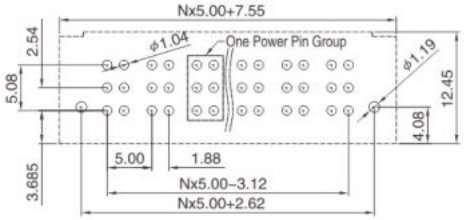

Recommended PCB Layout

How to order

9	2	1	—	☐☐	—	☐☐	—	☐☐	—	☐☐	—	☐	—	☐
Serie-Nr.				Nr. of Contact		Terminal type		Plating		Location option		Cap		Packing

Nr. of contact	Code
02	02
03	03
04	04
06	06
08	08

Terminal type	Code
Dimensions(mm)	
C	
2.72	10
3.52	11
4.32	12

Plating option	Code
Full gold flash plated	10
Tin plated	50
Selective gold flash plated	60
10u" Selective gold plated	610

Location option	Code
W/Location Peg	10
W/Locking Clip	20

Pick&Place Cap	Code
W/O Cap	2

Packing option	Code
Tube	1
Tray	3

W.E.

921

5.00mm Pitch Mini-Power Terminal,Right Angle Type

Technical Data :

Insulator Material:	High Temperature Thermoplastic,LCP,UL 94V-0
Contact Material:	stamped and formed,Copper Alloy
Clip Material:	stamped and formed,Copper Alloy
Contact Plating:	Au or Tin over Nickel
Clip Plating:	Matt Sn over Nickel
Current Rating :	24.7A
Voltage Rating:	600VAC/848VDC
Operating Temperature :	-55 ℃ to +105 ℃ With Tin -55 ℃ to +125 ℃ With Gold
Max. processing Temp:	230 ℃ for 30-60 seconds. 260 ℃ for 10 seconds.
Mates with :	920



RoHS Compliant

W/Screw Down

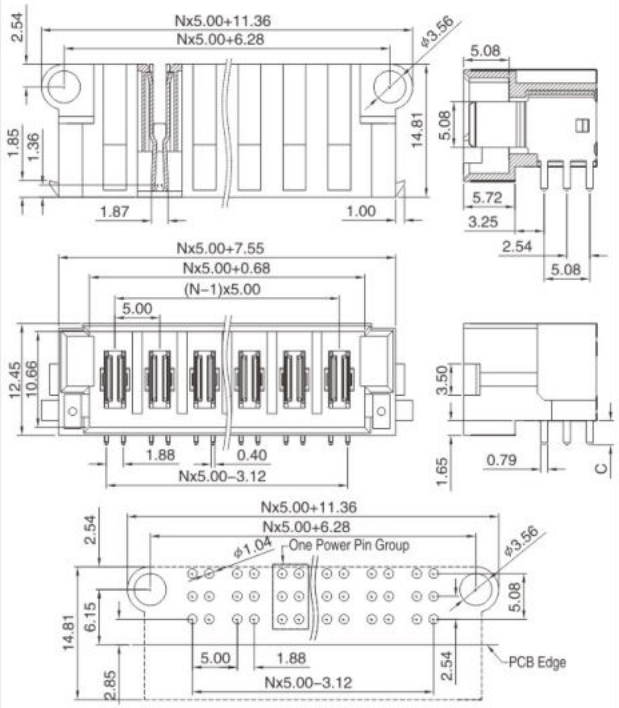

Recommended PCB Layout

W/Locking Clip

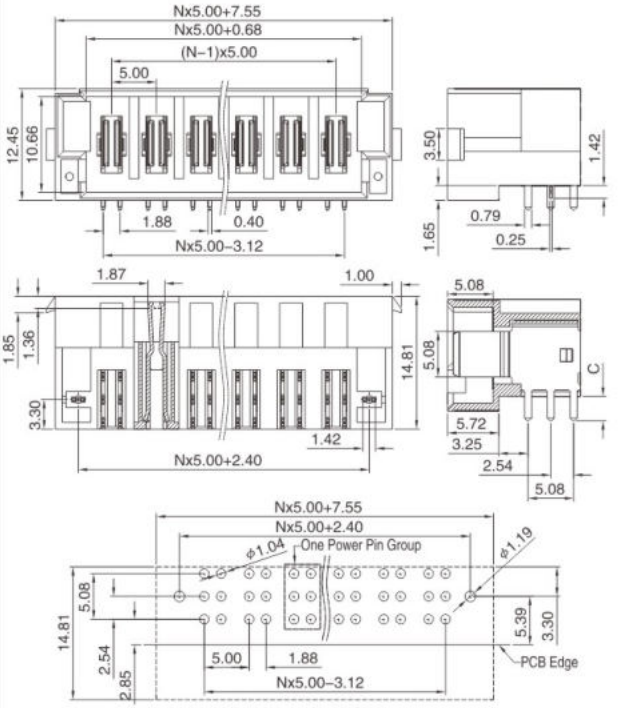

Recommended PCB Layout

How to order

9	2	1	—	☐☐	—	☐☐	—	☐☐	—	☐☐	—	☐	—	☐
Serie-Nr.				Nr.of Contact		Terminal type		Plating		Location option		Cap		Packing

Nr. of contact	Code
02	02
03	03
04	04
06	06
08	08

Terminal type	Code
Dimensions(mm)	
C	
2.72	20
3.52	21
4.32	22

Plating option	Code
Full gold flash plated	10
Tin plated	50
Selective gold flash plated	60
10u" Selective gold plated	610

Location option	Code
W/Locking Clip	20
W/Screw Down	30

Pick&Place Cap	Code
W/O Cap	2

Packing option	Code
Tube	1
Tray	3

W.E.

922

5.00mm Pitch Mini-Power W/Signal Socket,Vertical Type

Technical Data :

Insulator Material:	High Temperature Thermoplastic,LCP,UL 94V-0
Contact Material:	Copper Alloy for signal contact Copper Alloy for Power contact
Clip Material:	stamped and formed,Copper Alloy
Contact Plating:	Au or Tin over Nickel
Clip Plating:	Matt Sn over Nickel
Current Rating :	Power:24.7A Signal:1A
Voltage Rating:	Power:600VAC/848VDC Signal:300VAC/424VDC
Operating Temperature :	-55 ℃ to +105 ℃
Max. processing Temp:	230 ℃ for 30-60 seconds. 260 ℃ for 10 seconds.
Mates with :	923



RoHS Compliant

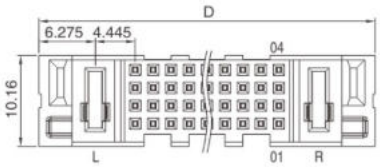

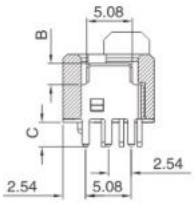

Power Pins/End	D		
	16 Signal Pins	24 Signal Pins	80 Signal Pins
01	27.44	31.44	59.44
02	37.44	41.44	69.44
Note : Please consult factory for other options			

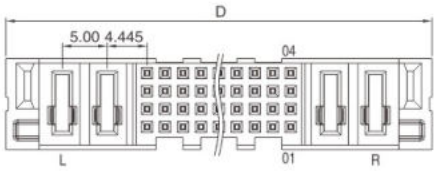

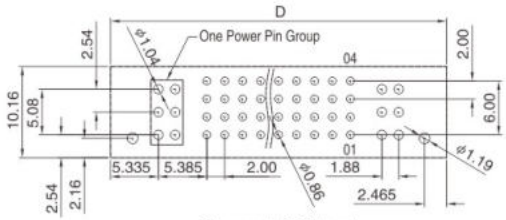

Recommended PCB Layout

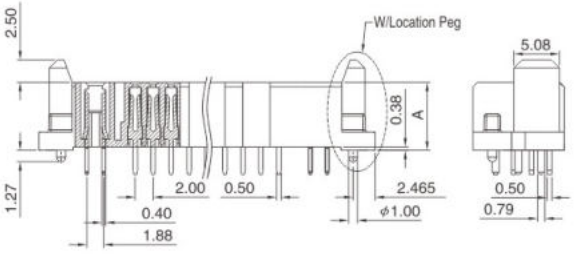

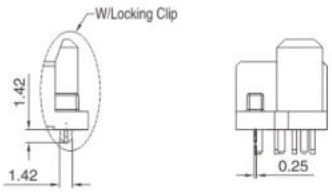

How to order

9	2	2	—	☐☐	—	☐☐	—	☐☐	—	☐☐	—	☐☐	—	☐☐	—	☐☐	—	☐	—	☐
Serie-Nr.				Nr. of left power contact		Nr. of signal contact		Nr. of right power contact		Terminal type		Power pin plating		Signal pin plating		Location option		Cap		Packing

Nr. of left power contact	Code
01	01
02	02

Nr. of signal contact	Code
16	16
24	24
80	80

Nr. of right power contact	Code
01	01
02	02

Terminal type			Code
Dimensions(mm)			
A	B	C	
7.58	2.37	2.72	10
7.58	2.37	3.52	11
7.58	2.37	4.32	12
9.58	4.37	2.72	13
9.58	4.37	3.52	14
9.58	4.37	4.32	15
13.14.15=Please consult factory.			

Power pin plating option	Code
Full gold flash plated	10
Tin plated	50
Selective gold flash plated	60
10u" Selective gold plated	610

Signal pin plating option	Code
Full gold flash plated	10
Tin plated	50
Selective gold flash plated	60
10u" Selective gold plated	610

Location option	Code
W/Location Peg	10
W/Locking Clip	20

Pick&Place Cap	Code
W/O Cap	2

Packing option	Code
Tube	1
Tray	3

W.E.

922

5.00mm Pitch Mini-Power W/Signal Socket,Right Angle Type

Technical Data :

Insulator Material:	High Temperature Thermoplastic,LCP,UL 94V-0
Contact Material:	Copper Alloy for signal contact Copper Alloy for Power contact
Clip Material:	stamped and formed,Copper Alloy
Contact Plating:	Au or Tin over Nickel
Clip Plating:	Matt Sn over Nickel
Current Rating :	Power:24.7A Signal:1A
Voltage Rating:	Power:600VAC/848VDC Signal:300VAC/424VDC
Operating Temperature :	-55 ℃ to +105 ℃
Max. processing Temp:	230 ℃ for 30-60 seconds. 260 ℃ for 10 seconds.
Mates with :	923



RoHS Compliant

W/Screw Down

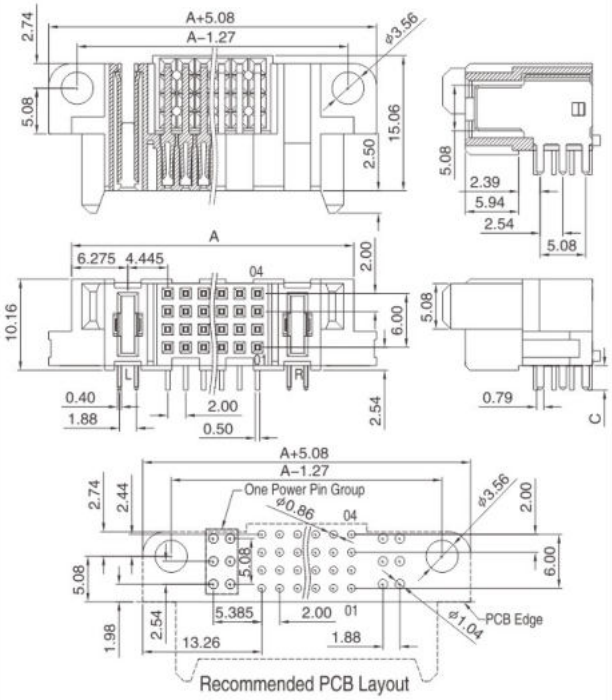

W/Locking Clip

Power Pins/End	A	
	24 Signal Pins	80 Signal Pins
01	31.44	59.44
02	41.44	69.44
Note : Please consult factory for other options		

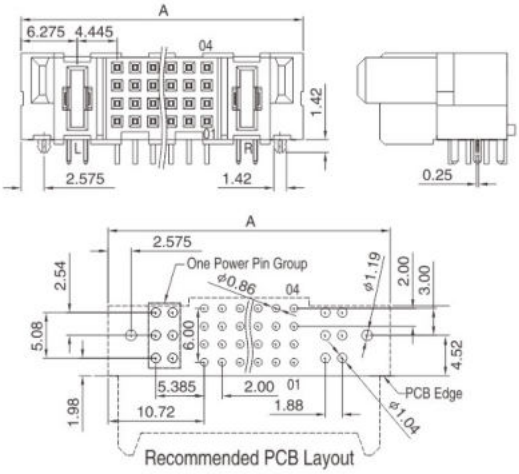

How to order

9	2	2	—	☐☐	—	☐☐	—	☐☐	—	☐☐	—	☐☐	—	☐☐	—	☐☐	—	☐	—	☐
Serie-Nr.				Nr. of left power contact		Nr. of signal contact		Nr. of right power contact		Terminal type		Power pin plating		Signal pin plating		Location option		Cap		Packing

Nr. of left power contact	Code
01	01
02	02

Nr. of signal contact	Code
24	24
80	80

Nr. of right power contact	Code
01	01
02	02

Terminal type	Code
Dimensions(mm)	
C	
2.72	20
3.52	21
4.32	22

Power pin plating option	Code
Full gold flash plated	10
Tin plated	50
Selective gold flash plated	60
10u" Selective gold plated	610

Signal pin plating option	Code
Full gold flash plated	10
Tin plated	50
Selective gold flash plated	60
10u" Selective gold plated	610

Location option	Code
W/Locking Clip	20
W/Screw Down	30

Pick&Place Cap	Code
W/O Cap	2

Packing option	Code
Tube	1
Tray	3

W.E.

923

5.00mm Pitch Mini–Power W/Signal Terminal,Vertical Type

Technical Data :

Insulator Material:	High Temperature Thermoplastic,LCP,UL 94V–0
Contact Material:	Copper Alloy for signal contact Copper Alloy for Power contact
Clip Material:	stamped and formed,Copper Alloy
Contact Plating:	Au or Tin over Nickel
Clip Plating:	Matt Sn over Nickel
Current Rating :	Power:24.7A Signal:1A
Voltage Rating:	Power:600VAC/848VDC Signal:300VAC/424VDC
Operating Temperature :	–55 ℃ to +105 ℃
Max. processing Temp:	230 ℃ for 30–60 seconds. 260 ℃ for 10 seconds.
Mates with :	922



RoHS Compliant

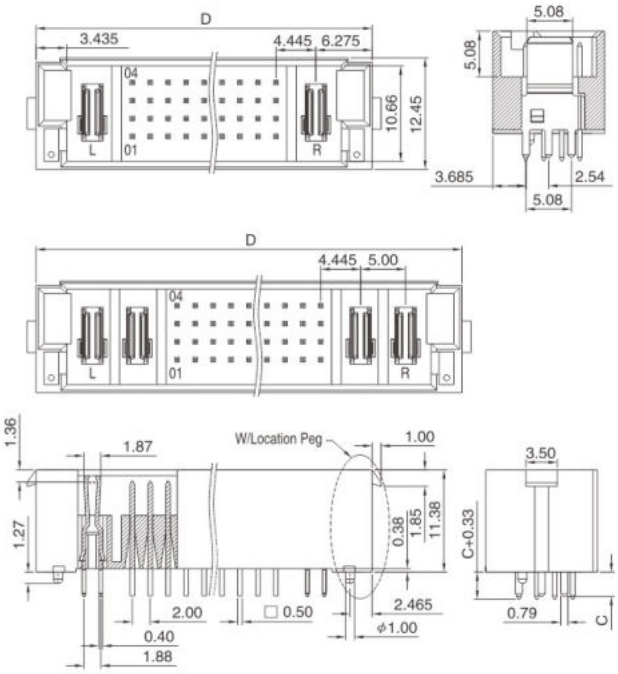

Power Pins/End	D		
	16 Signal Pins	24 Signal Pins	80 Signal Pins
01	27.44	31.44	59.44
02	37.44	41.44	69.44
Note : Please consult factory for other options			

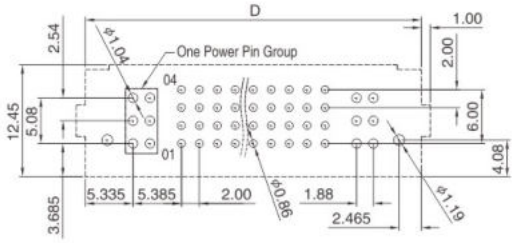

Recommended PCB Layout

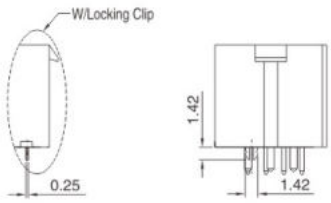

How to order

9	2	3	—	□	□	—	□	□	—	□	□	—	□	□	—	□	□	—	□	□	—	□	—	□
Serie–Nr.				Nr. of left power contact			Nr. of signal contact			Nr. of right power contact			Terminal type			Power pin plating			Signal pin plating			Location option		Cap		Packing

Nr. of left power contact	Code
01	01
02	02

Nr. of signal contact	Code
16	16
24	24
80	80

Nr. of right power contact	Code
01	01
02	02

Terminal type	
Dimensions(mm)	Code
C	
2.72	10
3.52	11
4.32	12

Power pin plating option	Code
Full gold flash plated	10
Tin plated	50
Selective gold flash plated	60
10u" Selective gold plated	610

Signal pin plating option	Code
Full gold flash plated	10
Tin plated	50
Selective gold flash plated	60
10u" Selective gold plated	610

Location option	Code
W/Location Peg	10
W/Locking Clip	20

Pick&Place Cap	Code
W/O Cap	2

Packing option	Code
Tube	1
Tray	3

W.E.

923

5.00mm Pitch Mini-Power W/Signal Terminal,Right Angle Type

Technical Data :

Insulator Material:	High Temperature Thermoplastic,LCP,UL 94V-0
Contact Material:	Copper Alloy for signal contact Copper Alloy for Power contact
Clip Material:	stamped and formed,Copper Alloy
Contact Plating:	Au or Tin over Nickel
Clip Plating:	Matt Sn over Nickel
Current Rating :	Power:24.7A Signal:1A
Voltage Rating:	Power:600VAC/848VDC Signal:300VAC/424VDC
Operating Temperature :	-55 ℃ to +105 ℃
Max. processing Temp:	230 ℃ for 30-60 seconds. 260 ℃ for 10 seconds.
Mates with :	922



RoHS Compliant

W/Screw Down

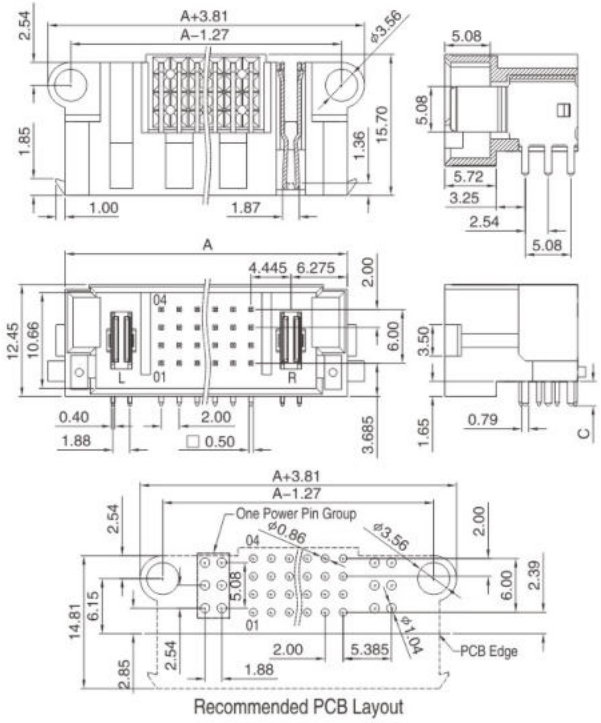

Recommended PCB Layout

W/Locking Clip

Power Pins/End	A	
	24 Signal Pins	80 Signal Pins
01	31.44	59.44
02	41.44	69.44
Note : Please consult factory for other options		

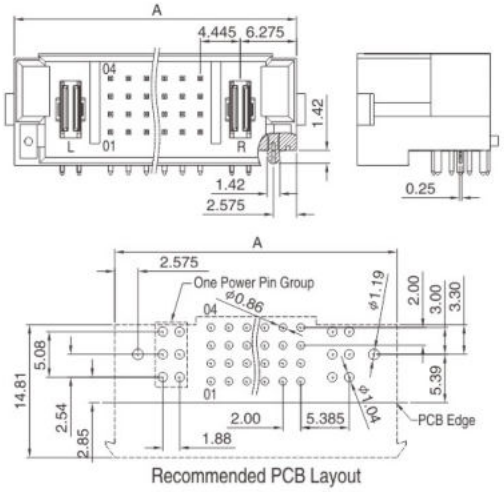

Recommended PCB Layout

How to order

9	2	3	—	☐	☐	—	☐	☐	—	☐	☐	—	☐	☐	—	☐	☐	—	☐	☐	—	☐	—	☐
Serie-Nr.				Nr. of left power contact			Nr. of signal contact			Nr. of right power contact			Terminal type			Power pin plating			Signal pin plating			Location option		Cap		Packing

Nr. of left power contact	Code
01	01
02	02

Nr. of signal contact	Code
24	24
80	80

Nr. of right power contact	Code
01	01
02	02

Terminal type	Code
Dimensions(mm)	
C	
2.72	20
3.52	21
4.32	22

Power pin plating option	Code
Full gold flash plated	10
Tin plated	50
Selective gold flash plated	60
10u" Selective gold plated	610

Signal pin plating option	Code
Full gold flash plated	10
Tin plated	50
Selective gold flash plated	60
10u" Selective gold plated	610

Location option	Code
W/Locking Clip	20
W/Screw Down	30

Pick&Place Cap	Code
W/O Cap	2

Packing option	Code
Tube	1
Tray	3

W.E.

927

6.35mm Pitch Power Socket,Vertical Type

Technical Data :

Insulator Material:	High Temperature Thermoplastic,LCP,UL 94V-0
Contact Material:	stamped and formed,Copper Alloy
Clip Material:	stamped and formed,Copper Alloy
Contact Plating:	Au or Tin over Nickel
Clip Plating:	Matt Sn over Nickel
Current Rating :	27.6A
Voltage Rating:	725VAC/1025VDC
Operating Temperature :	-55 ℃ to +105 ℃ With Tin -55 ℃ to +125 ℃ With Gold
Max. processing Temp:	230 ℃ for 30-60 seconds. 260 ℃ for 10 seconds.
Mates with :	928



RoHS Compliant

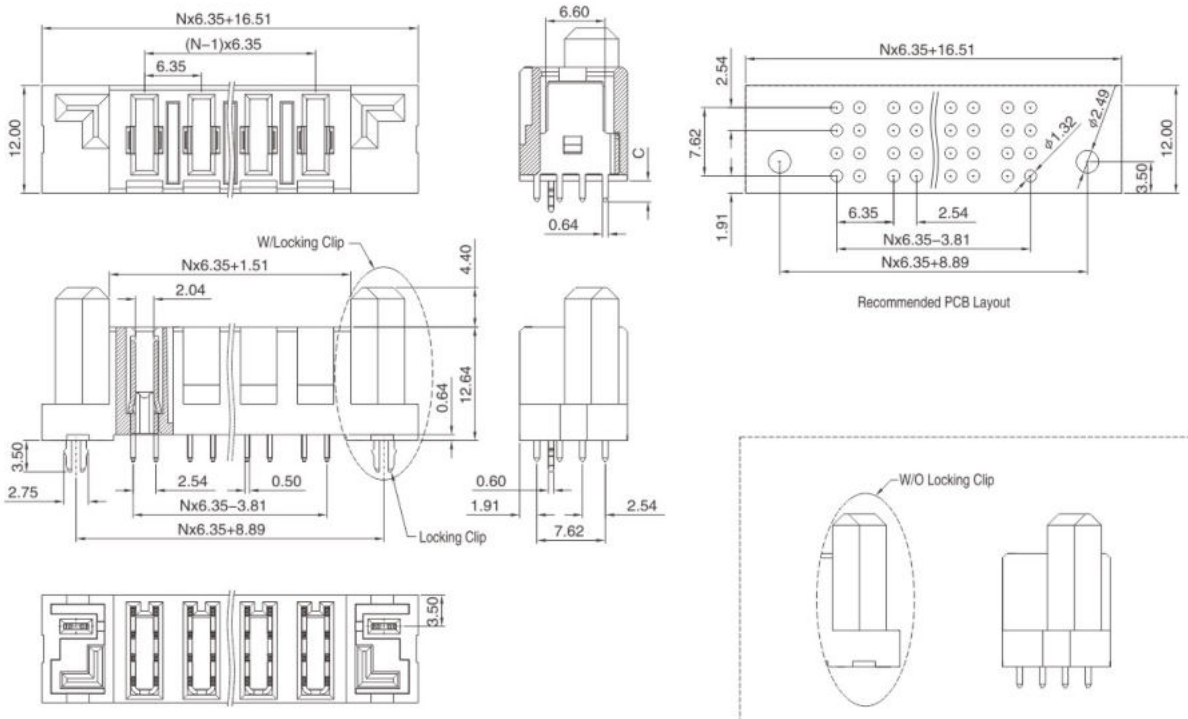

How to order

9	2	7	—	☐	☐	—	☐	☐	—	☐	☐	—	☐	☐	—	☐	—	☐
Serie-Nr.				Nr. of Contact			Terminal type			Plating			Location option			Cap		Packing

Nr. of contact	Code
02	02
04	04
06	06
08	08

Terminal type	Code
Dimensions(mm)	
C	
2.35	10
3.95	11

Plating option	Code
Full gold flash plated	10
Tin plated	50
Selective gold flash plated	60
10u" Selective gold plated	610

Location option	Code
W/O Locking Clip	00
W/Locking Clip	20

Pick&Place Cap	Code
W/O Cap	2

Packing option	Code
Tube	1
Tray	3

W.E.

927

6.35mm Pitch Power Socket,Right Angle Type

Technical Data :

Insulator Material:	High Temperature Thermoplastic,LCP,UL 94V-0
Contact Material:	stamped and formed,Copper Alloy
Clip Material:	stamped and formed,Copper Alloy
Contact Plating:	Au or Tin over Nickel
Clip Plating:	Matt Sn over Nickel
Current Rating :	27.6A
Voltage Rating:	725VAC/1025VDC
Operating Temperature :	-55 ℃ to +105 ℃ With Tin -55 ℃ to +125 ℃ With Gold
Max. processing Temp:	230 ℃ for 30-60 seconds. 260 ℃ for 10 seconds.
Mates with :	928



RoHS Compliant

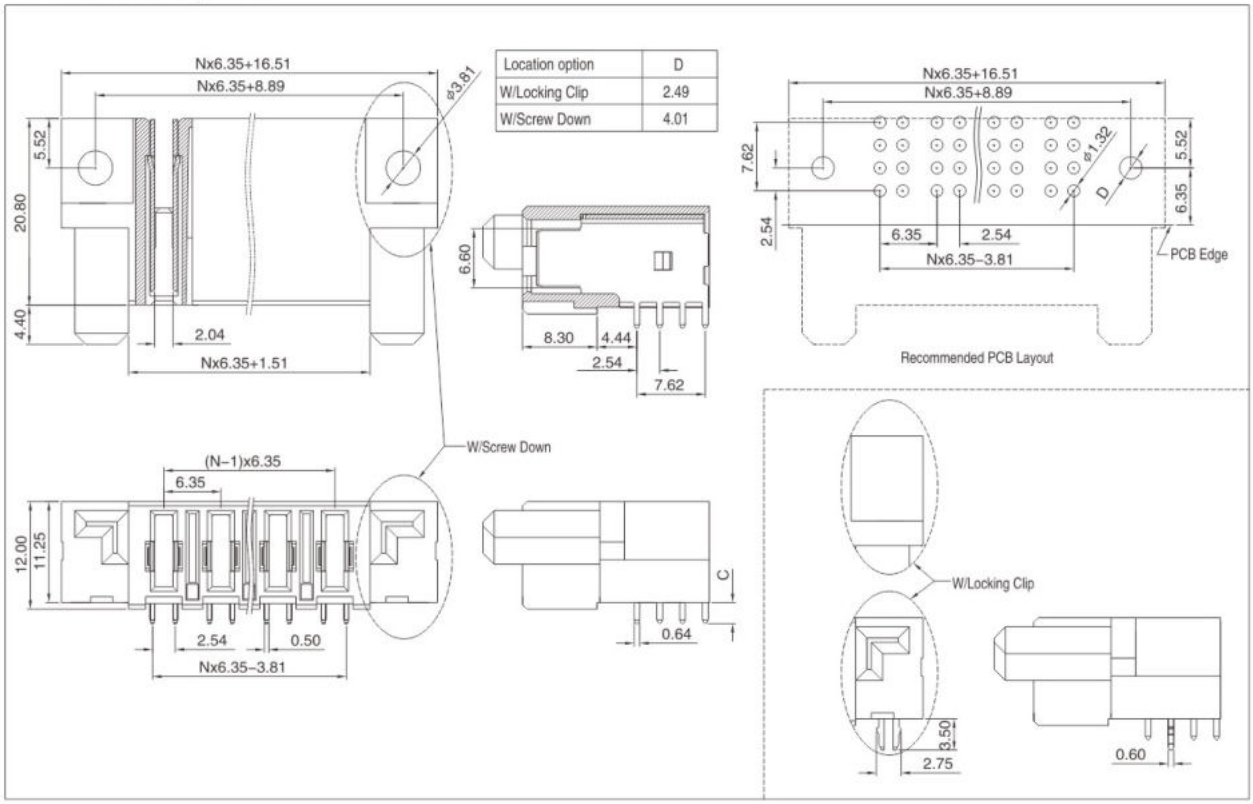

Location option	D
W/Locking Clip	2.49
W/Screw Down	4.01

How to order

9 2 7 — ☐☐ — ☐☐ — ☐☐ — ☐☐ — ☐☐ — ☐ — ☐

Serie-Nr. | Nr. of Contact | Terminal type | Plating | Location option | Cap | Packing

Nr. of contact	Code
02	02
04	04
06	06
08	08

Terminal type	Code
Dimensions(mm)	
C	
2.35	20
3.95	21

Plating option	Code
Full gold flash plated	10
Tin plated	50
Selective gold flash plated	60
10u" Selective gold plated	610

Location option	Code
W/Locking Clip	20
W/Screw Down	30

Pick&Place Cap	Code
W/O Cap	2

Packing option	Code
Tube	1
Tray	3

W.E.

928

6.35mm Pitch Power Terminal,Vertical Type

Technical Data :

Insulator Material:	High Temperature Thermoplastic,LCP,UL 94V-0
Contact Material:	stamped and formed,Copper Alloy
Clip Material:	stamped and formed,Copper Alloy
Contact Plating:	Au or Tin over Nickel
Clip Plating:	Matt Sn over Nickel
Current Rating :	27.6A
Voltage Rating:	725VAC/1025VDC
Operating Temperature :	-55 ℃ to +105 ℃ With Tin -55 ℃ to +125 ℃ With Gold
Max. processing Temp:	230 ℃ for 30-60 seconds. 260 ℃ for 10 seconds.
Mates with :	927



RoHS Compliant

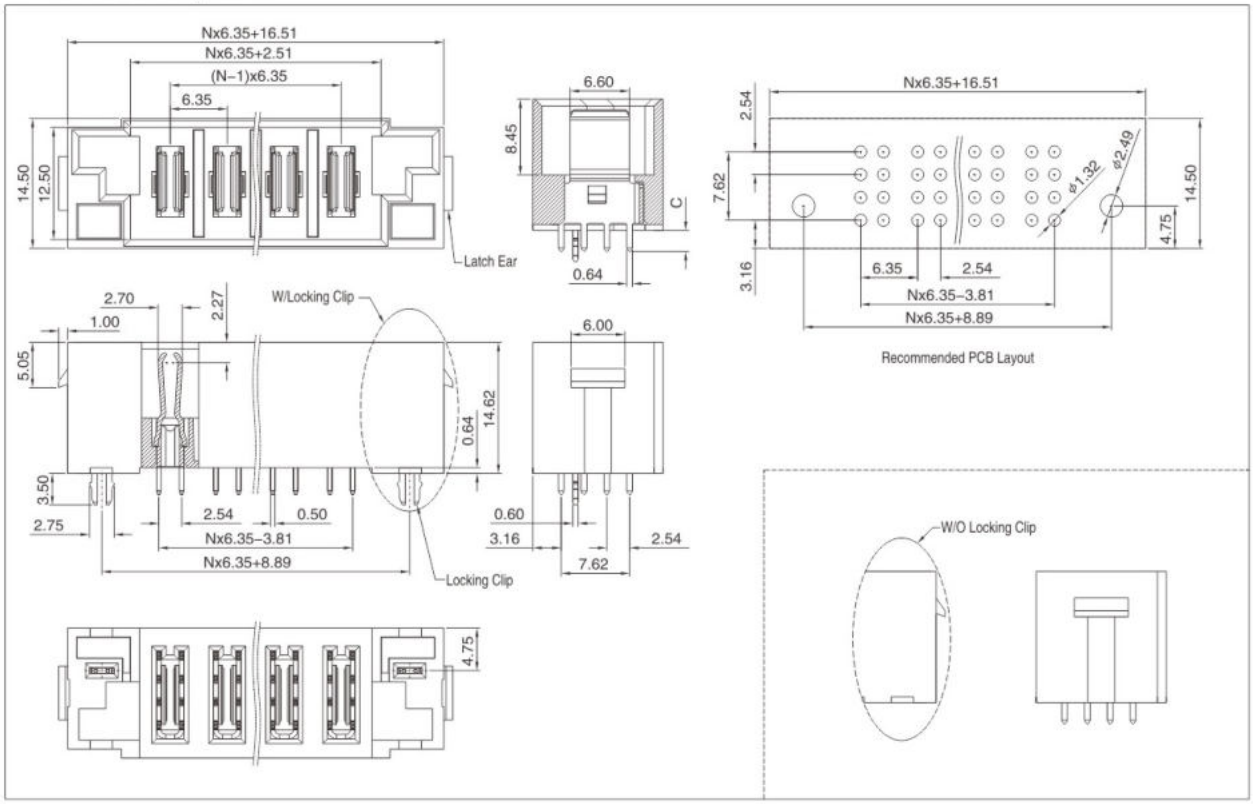

How to order

9	2	8	—	☐☐	—	☐☐	—	☐☐	—	☐☐	—	☐	—	☐
Serie-Nr.				Nr. of Contact		Terminal type		Plating		Location option		Cap		Packing

Nr. of contact	Code
02	02
04	04
06	06
08	08

Terminal type		Code
Dimensions(mm)	Latch Ears	
C		
2.35	W/Latch Ears	10
3.95	W/Latch Ears	11
2.35	W/O Latch Ears	12
3.95	W/O Latch Ears	13

Plating option	Code
Full gold flash plated	10
Tin plated	50
Selective gold flash plated	60
10u" Selective gold plated	610

Location option	Code
W/O Locking Clip	00
W/Locking Clip	20

Pick&Place Cap	Code
W/O Cap	2

Packing option	Code
Tube	1
Tray	3

W.E.

928

6.35mm Pitch Power Terminal,Right Angle Type

Technical Data :

Insulator Material:	High Temperature Thermoplastic,LCP,UL 94V-0
Contact Material:	stamped and formed,Copper Alloy
Clip Material:	stamped and formed,Copper Alloy
Contact Plating:	Au or Tin over Nickel
Clip Plating:	Matt Sn over Nickel
Current Rating :	27.6A
Voltage Rating:	725VAC/1025VDC
Operating Temperature :	-55 ℃ to +105 ℃ With Tin -55 ℃ to +125 ℃ With Gold
Max. processing Temp:	230 ℃ for 30-60 seconds. 260 ℃ for 10 seconds.
Mates with :	927



RoHS Compliant

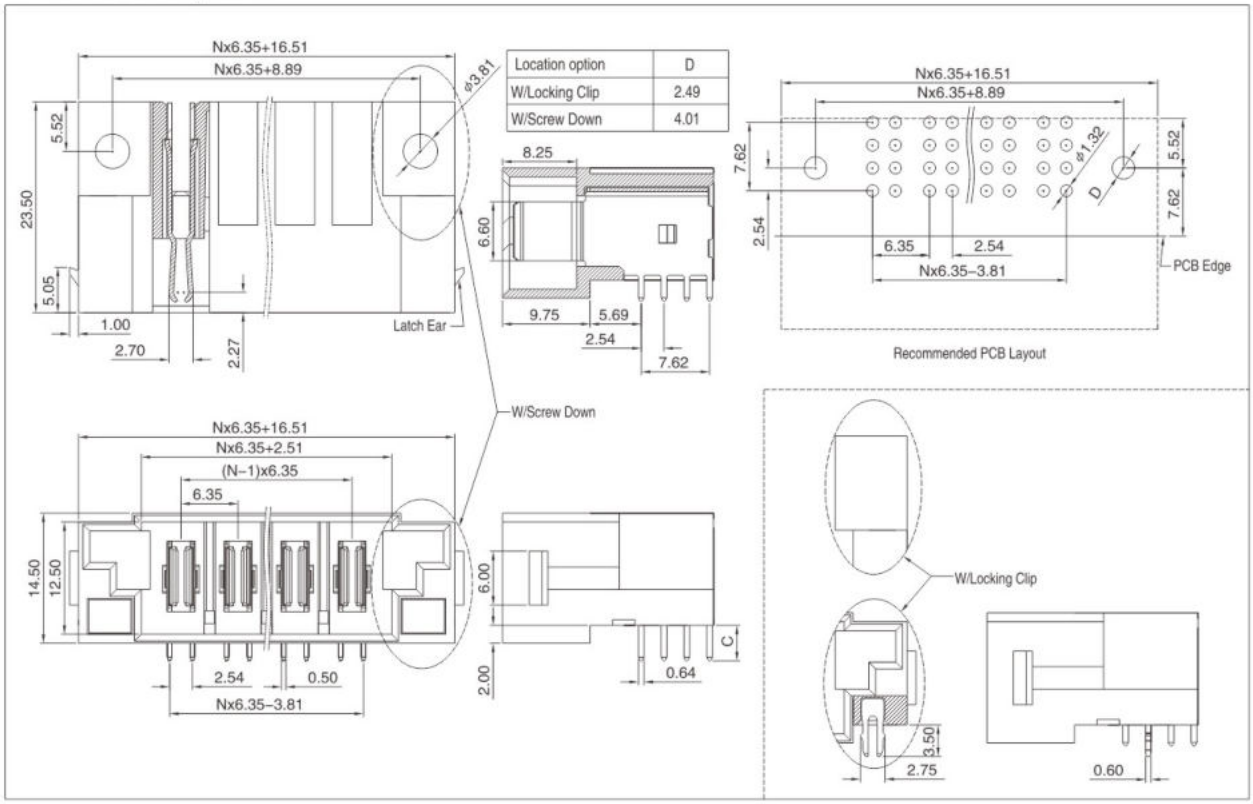

Location option	D
W/Locking Clip	2.49
W/Screw Down	4.01

How to order

9 2 8 — □□ — □□ — □□ — □□ — □□ — □ — □

Serie-Nr. | Nr. of Contact | Terminal type | Plating | Location option | Cap | Packing

Nr. of contact	Code
02	02
04	04
06	06
08	08

Terminal type		Code
Dimensions(mm)	Latch Ears	
C		
2.35	W/Latch Ears	20
3.95	W/Latch Ears	21
2.35	W/O Latch Ears	22
3.95	W/O Latch Ears	23

Plating option	Code
Full gold flash plated	10
Tin plated	50
Selective gold flash plated	60
10u" Selective gold plated	610

Location option	Code
W/Locking Clip	20
W/Screw Down	30

Pick&Place Cap	Code
W/O Cap	2

Packing option	Code
Tube	1
Tray	3

W.E.

929

6.35mm Pitch Power W/Signal Socket,Vertical Type

Technical Data :

Insulator Material:	High Temperature Thermoplastic,LCP,UL 94V-0
Contact Material:	Copper Alloy for signal contact Copper Alloy for Power contact
Clip Material:	stamped and formed,Copper Alloy
Contact Plating:	Au or Tin over Nickel
Clip Plating:	Matt Sn over Nickel
Current Rating :	Power:27.6A Signal:3A
Voltage Rating:	Power:650VAC/919VDC Signal:450VAC/636VDC
Operating Temperature :	-55 ℃ to +105 ℃
Max. processing Temp:	230 ℃ for 30-60 seconds. 260 ℃ for 10 seconds.
Mates with :	930



RoHS Compliant

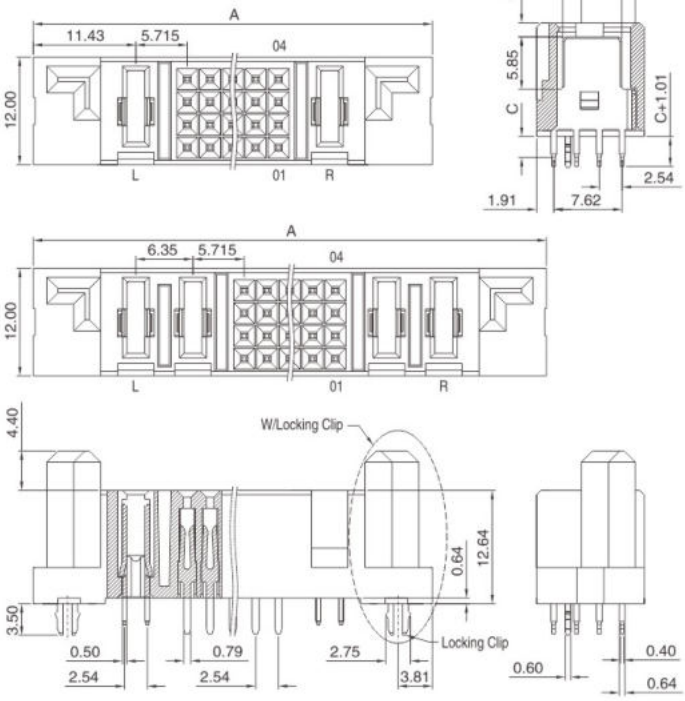

Power Pins/End	A	
	12 Signal Pins	40 Signal Pins
01	39.37	57.15
02	52.07	69.85
04	77.47	95.25
Note : Please consult factory for other options		

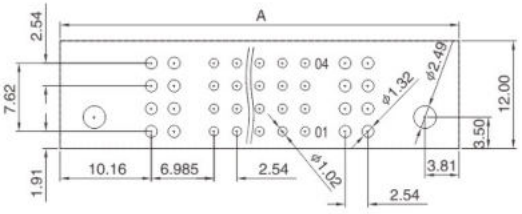

Recommended PCB Layout

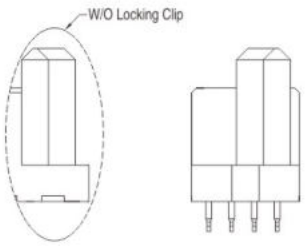

How to order

9	2	9	—	□□	—	□□	—	□□	—	□□	—	□□	—	□□	—	□□	—	□	—	□
Serie-Nr.				Nr. of left power contact		Nr. of signal contact		Nr. of right power contact		Terminal type		Power pin plating		Signal pin plating		Location option		Cap		Packing

Nr. of left power contact	Code
01	01
02	02
04	04

Nr. of signal contact	Code
12	12
40	40

Nr. of right power contact	Code
01	01
02	02
04	04

Terminal type	Code
Dimensions(mm)	
C	
2.35	10
3.95	11

Power pin plating option	Code
Full gold flash plated	10
Tin plated	50
Selective gold flash plated	60
10u" Selective gold plated	610

Signal pin plating option	Code
Full gold flash plated	10
Tin plated	50
Selective gold flash plated	60
10u" Selective gold plated	610

Location option	Code
W/O Locking Clip	00
W/Locking Clip	20

Pick&Place Cap	Code
W/O Cap	2

Packing option	Code
Tube	1
Tray	3

W.E.

929

6.35mm Pitch Power W/Signal Socket,Right Angle Type

Technical Data :

Insulator Material:	High Temperature Thermoplastic,LCP,UL 94V-0
Contact Material:	Copper Alloy for signal contact Copper Alloy for Power contact
Clip Material:	stamped and formed,Copper Alloy
Contact Plating:	Au or Tin over Nickel
Clip Plating:	Matt Sn over Nickel
Current Rating :	Power:27.6A Signal:3A
Voltage Rating:	Power:650VAC/919VDC Signal:450VAC/636VDC
Operating Temperature :	-55 ℃ to +105 ℃
Max. processing Temp:	230 ℃ for 30-60 seconds. 260 ℃ for 10 seconds.
Mates with :	930



RoHS Compliant

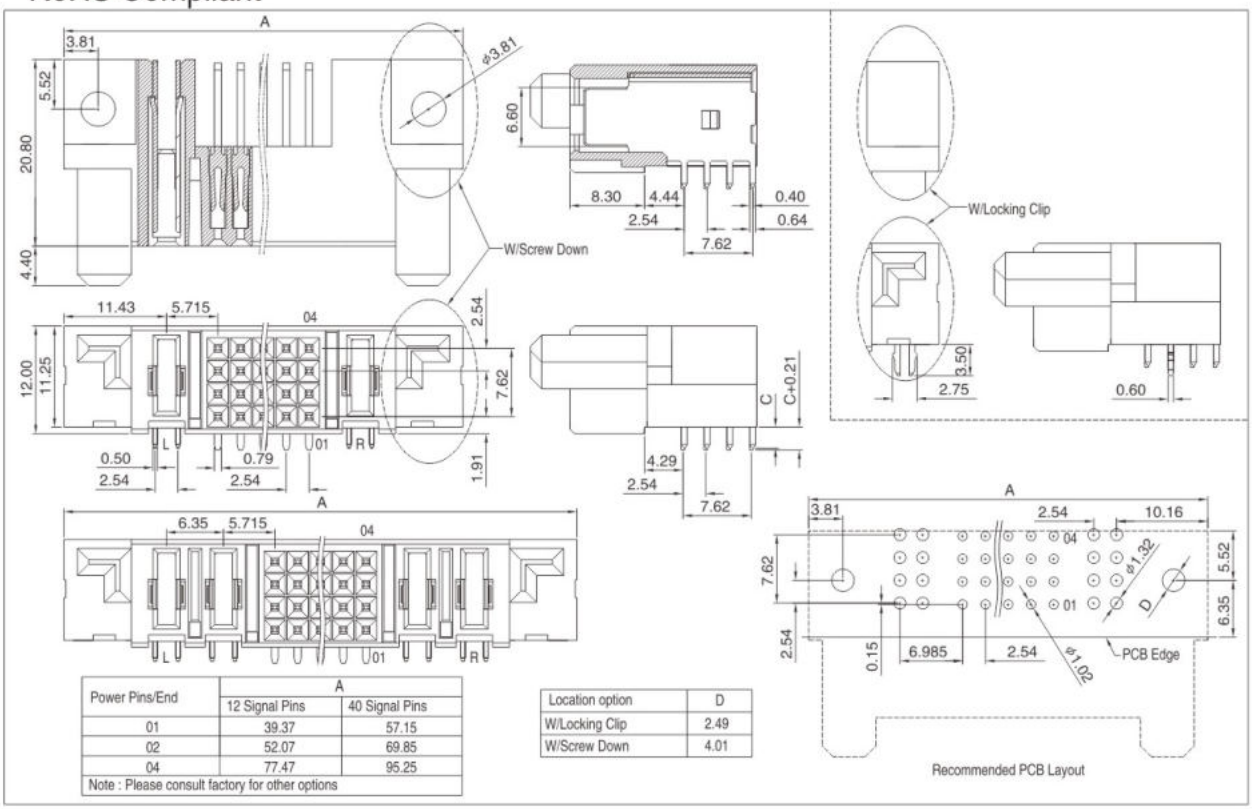

Power Pins/End	A	
	12 Signal Pins	40 Signal Pins
01	39.37	57.15
02	52.07	69.85
04	77.47	95.25
Note : Please consult factory for other options		

Location option	D
W/Locking Clip	2.49
W/Screw Down	4.01

Recommended PCB Layout

How to order

9	2	9	—	□□	—	□□	—	□□	—	□□	—	□□	—	□□	—	□□	—	□	—	□
Serie-Nr.				Nr. of left power contact		Nr. of signal contact		Nr. of right power contact		Terminal type		Power pin plating		Signal pin plating		Location option		Cap		Packing

Nr. of left power contact	Code
01	01
02	02
04	04

Nr. of signal contact	Code
12	12
40	40

Nr. of right power contact	Code
01	01
02	02
04	04

Terminal type	Code
Dimensions(mm)	
C	
2.35	20
3.95	21

Power pin plating option	Code
Full gold flash plated	10
Tin plated	50
Selective gold flash plated	60
10u" Selective gold plated	610

Signal pin plating option	Code
Full gold flash plated	10
Tin plated	50
Selective gold flash plated	60
10u" Selective gold plated	610

Location option	Code
W/Locking Clip	20
W/Screw Down	30

Pick&Place Cap	Code
W/O Cap	2

Packing option	Code
Tube	1
Tray	3

W.E.

930

6.35mm Pitch Power W/Signal Terminal,Vertical Type

Technical Data :

Insulator Material:	High Temperature Thermoplastic,LCP,UL 94V-0
Contact Material:	Copper Alloy for signal contact Copper Alloy for Power contact
Clip Material:	stamped and formed,Copper Alloy
Contact Plating:	Au or Tin over Nickel
Clip Plating:	Matt Sn over Nickel
Current Rating :	Power:27.6A Signal:3A
Voltage Rating:	Power:650VAC/919VDC Signal:450VAC/636VDC
Operating Temperature :	-55 ℃ to +105 ℃
Max. processing Temp:	230 ℃ for 30-60 seconds. 260 ℃ for 10 seconds.
Mates with :	929



RoHS Compliant

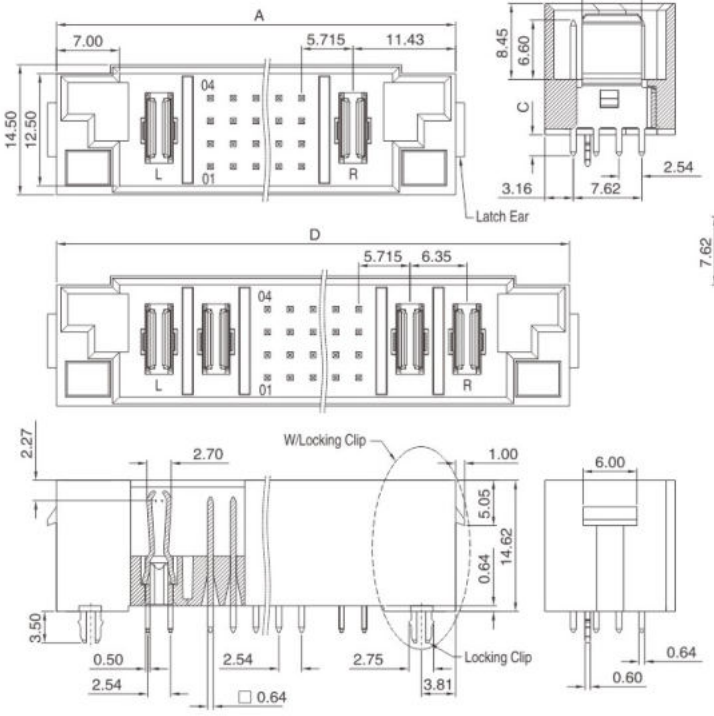

Power Pins/End	A	
	12 Signal Pins	40 Signal Pins
01	39.37	57.15
02	52.07	69.85
04	77.47	95.25
Note : Please consult factory for other options		

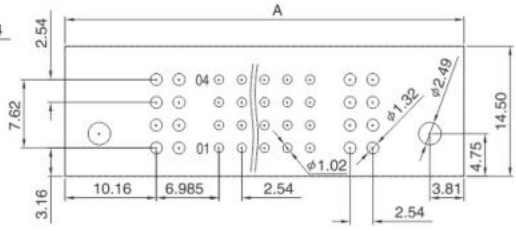

Recommended PCB Layout

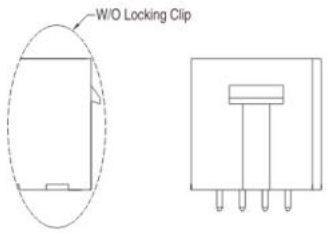

How to order

9	3	0	—	□□	—	□□	—	□□	—	□□	—	□□	—	□□	—	□□	—	□	—	□
Serie-Nr.				Nr. of left power contact		Nr. of signal contact		Nr. of right power contact		Terminal type		Power pin plating		Signal pin plating		Location option		Cap		Packing

Nr. of left power contact	Code
01	01
02	02
04	04

Nr. of signal contact	Code
12	12
40	40

Nr. of right power contact	Code
01	01
02	02
04	04

Terminal type		Code
Dimensions(mm)	Latch Ears	
C		
2.35	W/Latch Ears	10
3.95	W/Latch Ears	11
2.35	W/O Latch Ears	12
3.95	W/O Latch Ears	13

Power pin plating option	Code
Full gold flash plated	10
Tin plated	50
Selective gold flash plated	60
10u" Selective gold plated	610

Signal pin plating option	Code
Full gold flash plated	10
Tin plated	50
Selective gold flash plated	60
10u" Selective gold plated	610

Location option	Code
W/O Locking Clip	00
W/Locking Clip	20

Pick&Place Cap	Code
W/O Cap	2

Packing option	Code
Tube	1
Tray	3

W.E.

930

6.35mm Pitch Power W/Signal Terminal,Right Angle Type

Technical Data :

Insulator Material:	High Temperature Thermoplastic,LCP,UL 94V-0
Contact Material:	Copper Alloy for signal contact Copper Alloy for Power contact
Clip Material:	stamped and formed,Copper Alloy
Contact Plating:	Au or Tin over Nickel
Clip Plating:	Matt Sn over Nickel
Current Rating :	Power:27.6A Signal:3A
Voltage Rating:	Power:650VAC/919VDC Signal:450VAC/636VDC
Operating Temperature :	-55 ℃ to +105 ℃
Max. processing Temp:	230 ℃ for 30-60 seconds. 260 ℃ for 10 seconds.
Mates with :	929



RoHS Compliant

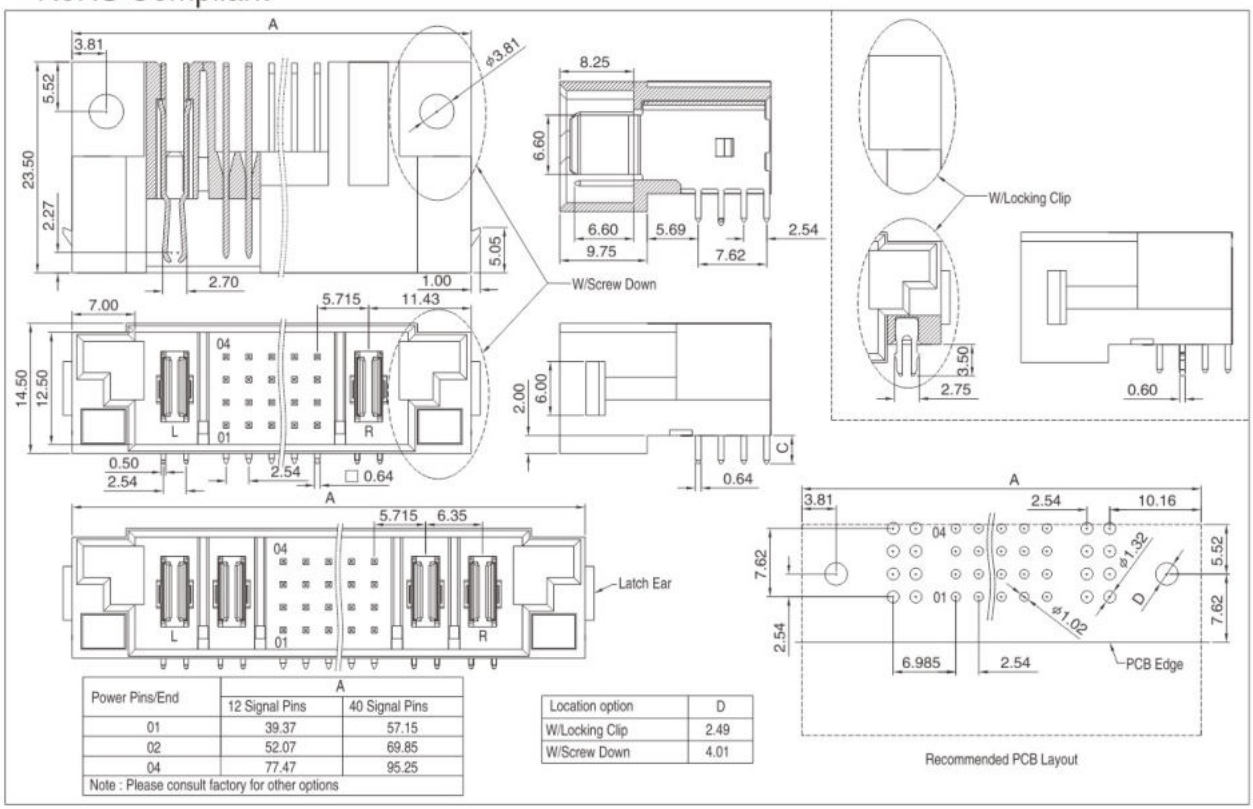

Power Pins/End	A	
	12 Signal Pins	40 Signal Pins
01	39.37	57.15
02	52.07	69.85
04	77.47	95.25
Note : Please consult factory for other options		

Location option	D
W/Locking Clip	2.49
W/Screw Down	4.01

How to order

9	3	0	—	□□	—	□□	—	□□	—	□□	—	□□	—	□□	—	□□	—	□	—	□
Serie-Nr.				Nr. of left power contact		Nr. of signal contact		Nr. of right power contact		Terminal type		Power pin plating		Signal pin plating		Location option		Cap		Packing

Nr. of left power contact	Code
01	01
02	02
04	04

Nr. of signal contact	Code
12	12
40	40

Nr. of right power contact	Code
01	01
02	02
04	04

Terminal type		Code
Dimensions(mm)	Latch Ears	
C		
2.35	W/Latch Ears	20
3.95	W/Latch Ears	21
2.35	W/O Latch Ears	22
3.95	W/O Latch Ears	23

Power pin plating option	Code
Full gold flash plated	10
Tin plated	50
Selective gold flash plated	60
10u" Selective gold plated	610

Signal pin plating option	Code
Full gold flash plated	10
Tin plated	50
Selective gold flash plated	60
10u" Selective gold plated	610

Location option	Code
W/Locking Clip	20
W/Screw Down	30

Pick&Place Cap	Code
W/O Cap	2

Packing option	Code
Tube	1
Tray	3

W.E.

934

Isolated Terminal Power Header 4.19mm Pitch Double Row

Technical Data :

Insulator Material:	High Temperature Thermoplastic,LCP,UL 94V-0
Contact :	Copper alloy
Plating:	Au or Sn over Nickel
Current Rating :	See Table A
Insulator resistance :	1000 Megohms min.
Dielectric withstanding :	AC 500V for 1 Minute. DC 707V for 1 Minute.
Operating Temperature:	-55°C to +105°C.
Max. processing Temp:	230°C for 30-60 seconds. 260°C for 10 seconds.
Mates with :	935 series

RoHS Compliant

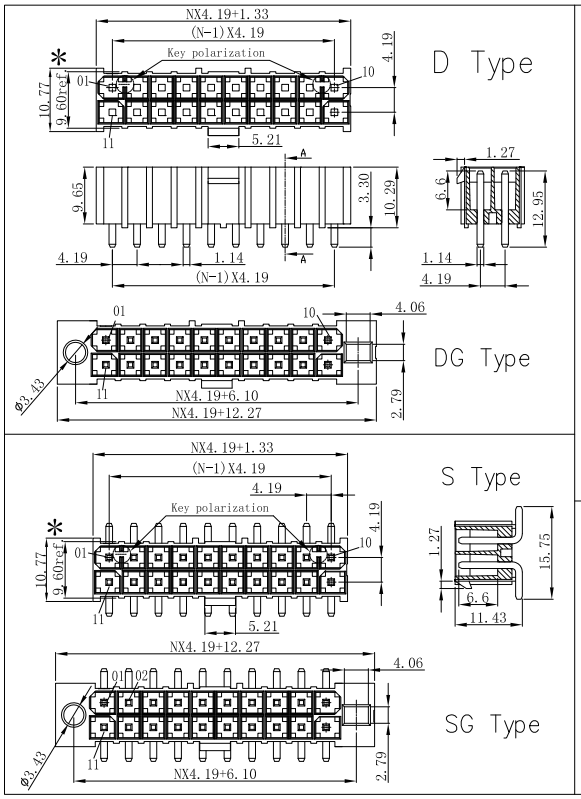

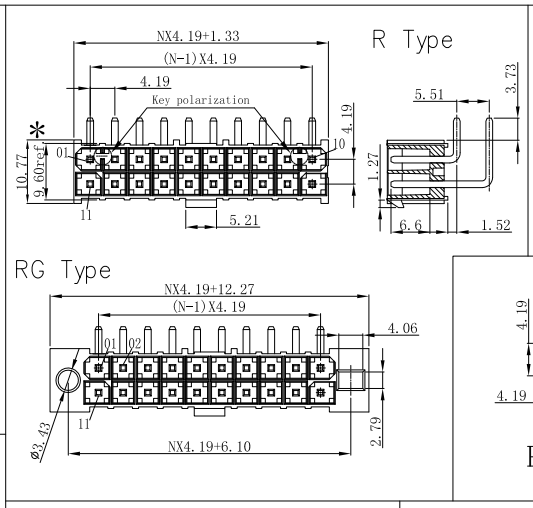

Current Rating (Per contact)	
Ambient TEMP	Current
20°C	9.0A
40°C	7.8A
60°C	6.5A
75°C	5.3A
4 positions powered	

Table A

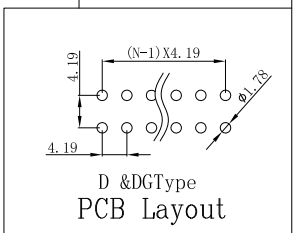

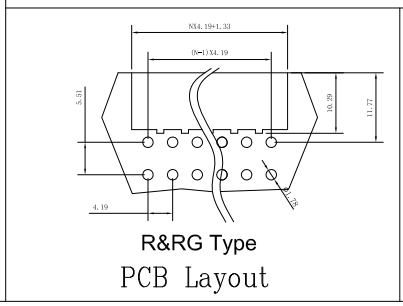

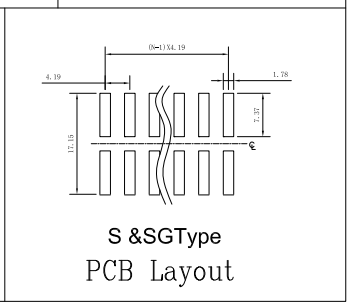

How to order

9	3	4	—	☐ ☐	—	☐ ☐	—	☐	—	☐ ☐	—	☐	—	☐
Serie-Nr.				Connector Type		Nr.of Contact		Key polarization Option		Plating option		Cap option		Packing option

Connector Type	Code
Standard Dip (D Type)	10
Standard SMT (S Type)	20
Standard Right angle (R Type)	30
Standard Dip with guide posts (DG Type)	11
Standard SMT with guide posts (SG Type)	21
Right angle with guide posts (RG Type)	31

Number of contact	Code
04-30-poles Double	04-30

Key polarization Option	Code
W/ Key polarization	0
W/O Key polarization	1

Plating option	Code
Gold plated	10
Tin plated	50

Cap option	Code
W/Cap	1
W/O Cap	2

Packing option	Code
Tube	1
Tape & Reel	2

W.E.

934-1

Isolated Terminal Power Header 4.19mm Pitch Single Row

Technical Data :

Insulator Material:	High Temperature Thermoplastic,LCP,UL 94V-0
Contact :	Copper alloy
Plating:	Au or Sn over Nickel
Current Rating :	See Table A
Insulator resistance :	1000 Megohms min.
Dielectric withstanding :	AC 500V for 1 Minute. DC 707V for 1 Minute.
Operating Temperature:	-55°C to +105°C.
Max. processing Temp:	230°C for 30-60 seconds. 260°C for 10 seconds.
Mates with :	935-1 series

RoHS Compliant

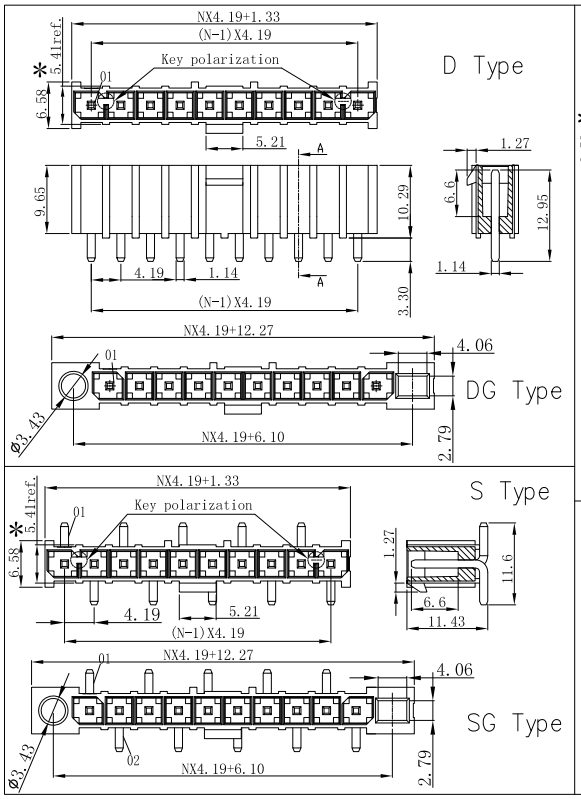

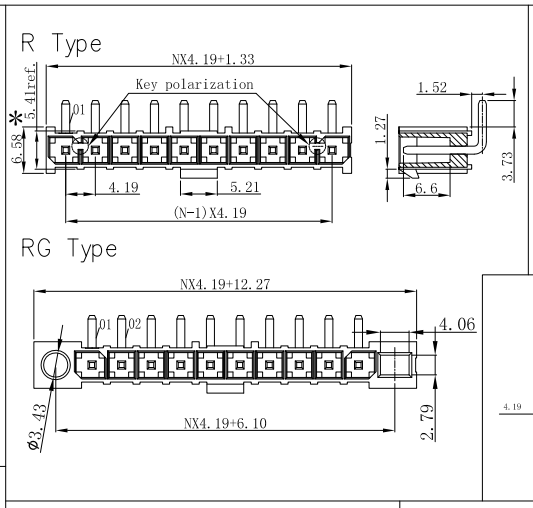

Current Rating (Per contact)	
Ambient TEMP	Current
20°C	9.0A
40°C	7.8A
60°C	6.5A
75°C	5.3A
4 positions powered	

Table A

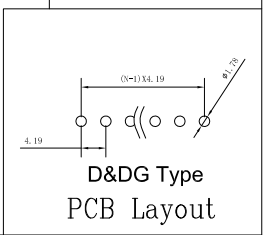

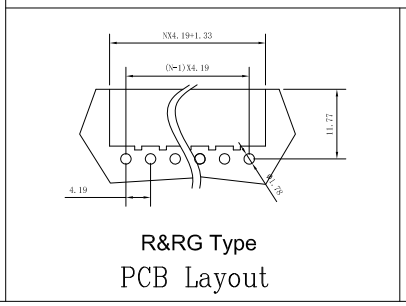

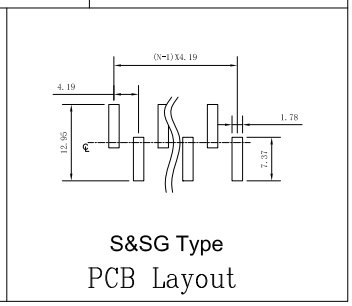

How to order

9	3	4	—	1	—	☐	☐	—	☐	☐	—	☐	—	☐	☐	—	☐	—	☐
Serie-Nr.						Connector Type			Nr.of Contact			Key polarization option		Plating option			Cap option		Packing option

Connector Type	Code
Standard Dip (D Type)	10
Standard SMT (S Type)	20
Standard Right angle (R Type)	30
Standard Dip with guide posts (DG Type)	11
Standard SMT with guide posts (SG Type)	21
Right angle with guide posts (RG Type)	31

Number of contact	Code
02-10-poles Single	02-10

Key polarization Option	Code
W/ Key polarization	0
W/O Key polarization	1

Plating option	Code
Gold plated	10
Tin plated	50

Cap option	Code
W/Cap	1
W/O Cap	2

Packing option	Code
Tube	1
Tape & Reel	2

W.E.

935

Isolated Terminal Power Socket 4.19mm Pitch Double Row

Technical Data :

Insulator Material:	High Temperature Thermoplastic,LCP,UL 94V-0
Contact :	stamped and formed,Phosphor Bronze
Plating:	Au or Sn over Nickel
Current Rating :	See Table A
Insulator resistance :	1000 Megohms min.
Dielectric withstanding :	AC 725V for 1 Minute. DC 1025V for 1 Minute.
Operating Temperature:	-55 ℃ to +105 ℃ .
Max. processing Temp:	230 ℃ for 30-60 seconds. 260 ℃ for 10 seconds.
Mates with :	934 series



RoHS Compliant

D Type

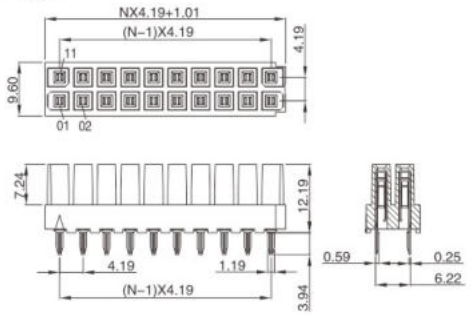

DG Type

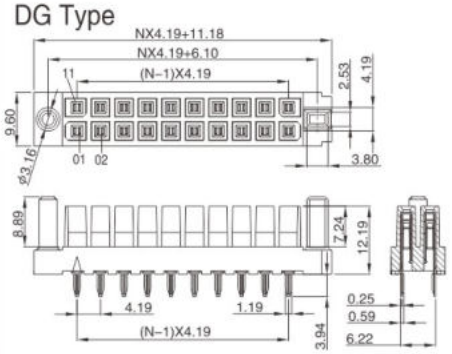

Current Rating (Per contact)	
Ambient TEMP	Current
20 ℃	9.0A
40 ℃	7.8A
60 ℃	6.5A
75 ℃	5.3A
4 positions powered	

Table A

S Type

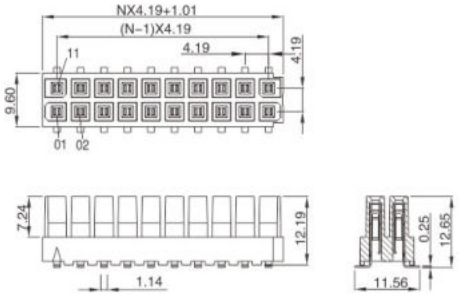

SG Type

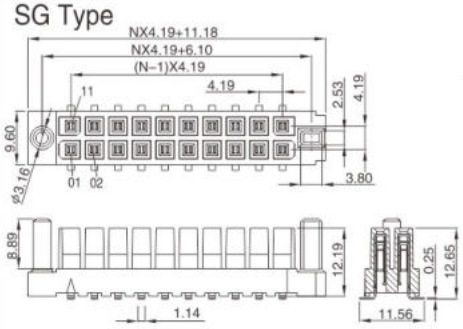

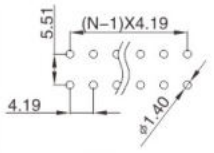

S Type
PCB Layout

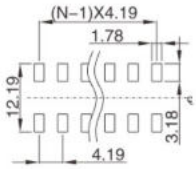

D&G Type
PCB Layout

How to order

9	3	5	—	☐☐	—	☐☐	—	☐☐	—	☐	—	☐
Serie-Nr.				Connector Type		Nr.of Contact		Plating option		Cap option		Packing option

Connector Type	Code
Standard Dip (D Type)	10
Standard SMT (S Type)	20
Standard Dip with guide posts (DG Type)	11
Standard SMT with guide posts (SG Type)	21

Number of contact	Code
04-30-poles Double	04-30

Plating option	Code
Gold plated	10
Tin plated	50

Cap option	Code
W/Cap	1
W/O Cap	2

Packing option	Code
Tube	1
Tape & Reel	2

W.E.

935-1

Isolated Terminal Power Socket 4.19mm Pitch Single Row

Technical Data :

Insulator Material:	High Temperature Thermoplastic,LCP,UL 94V-0
Contact :	stamped and formed,Phosphor Bronze
Plating:	Au or Sn over Nickel
Current Rating :	See Table A
Insulator resistance :	1000 Megohms min.
Dielectric withstanding :	AC 725V for 1 Minute. DC 1025V for 1 Minute.
Operating Temperature:	-55°C to +105°C.
Max. processing Temp:	230°C for 30-60 seconds. 260°C for 10 seconds.
Mates with :	934-1 series

RoHS Compliant

D Type

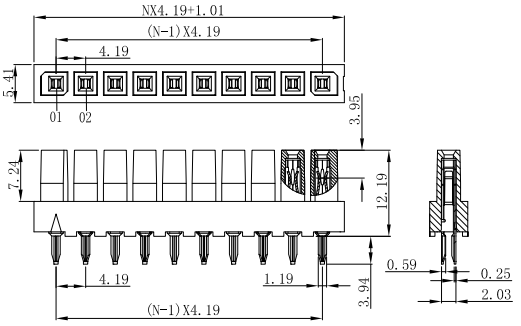

DG Type

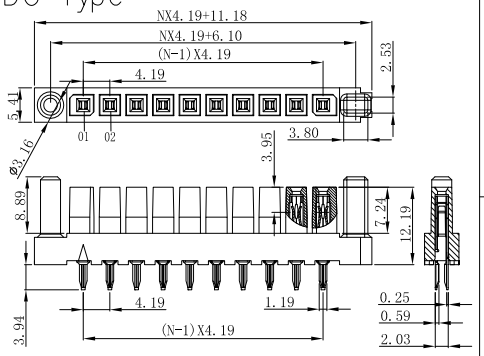

Current Rating (Per contact)	
Ambient TEMP	Current
20°C	9.0A
40°C	7.8A
60°C	6.5A
75°C	5.3A
4 positions powered	

Table A

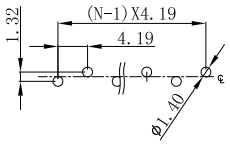

D&DG Type

PCB Layout

S Type

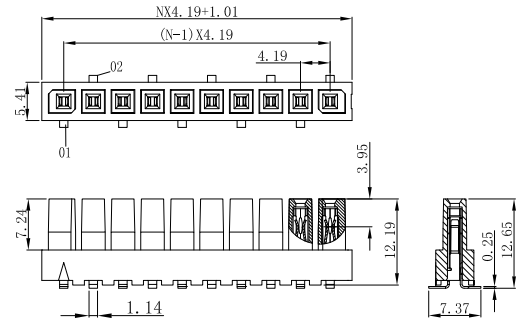

SG Type

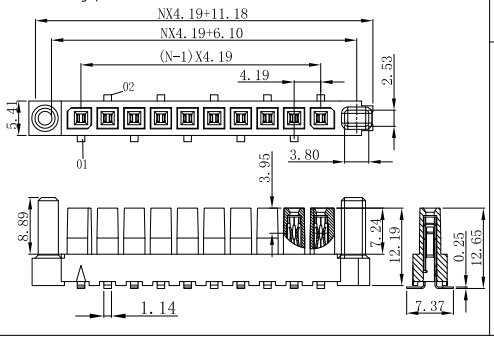

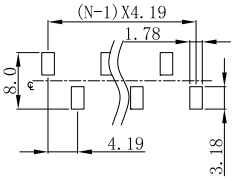

S&SG Type

PCB Layout

How to order

9	3	5	—	1	—	☐	☐	—	☐	☐	—	☐	☐	—	☐	—	☐
Serie-Nr.						Connector Type			Nr.of Contact			Plating option			Cap option		Packing option

Connector Type	Code
Standard Dip (D Type)	10
Standard SMT (S Type)	20
Standard Dip with guide posts (DG Type)	11
Standard SMT with guide posts (SG Type)	21

Number of contact	Code
02-10-poles Single	02-10

Plating option	Code
Gold plated	10
Tin plated	50

Cap option	Code
W/Cap	1
W/O Cap	2

Packing option	Code
Tube	1
Tape & Reel	2

W.E.

596

1.0mm Pitch strip header

Technical Data :

Insulator Material:	High Temperature Thermoplastic,UL 94V-0.
Contact :	0.30x0.30mm
Contact Material:	copper alloy
Plating:	Au or Sn over Nickel
Current Rating :	1 Amp
Insulator resistance :	500 Megohms min
Dielectric withstanding :	AC 500V for 1 Minute
Operating Temperature:	-40° C to +105° C.
Max. processing Temp:	230° C for 30-60 seconds. 260° C for 10 seconds.
Mates with :	597



RoHS Compliant

Dip Type

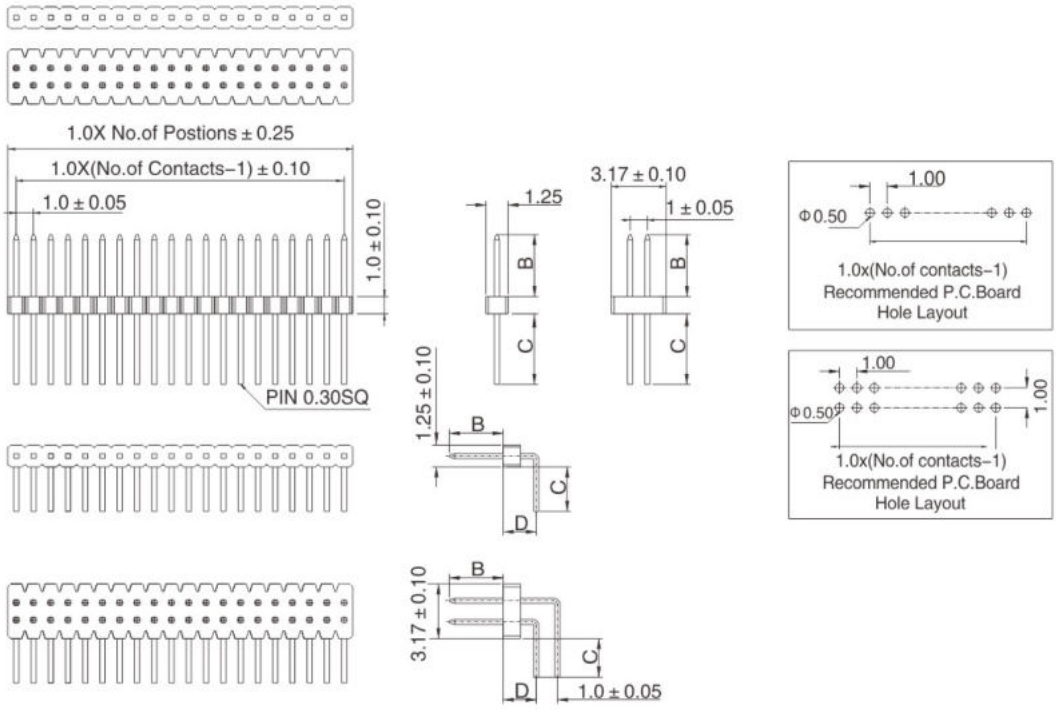

How to order

5	9	6	–				—			—			—		
Serie-Nr.				Nr.of Contact.		Profile		Connector type			Dimension			Plating	

Nr. of Contact	Code
Single 01-50 Pin	01-50
Double 02-100 pin	02-100

Connector type	Code
Dip type	10
Right angle type	12

Profile Option	Code
H=1.0 Single Row	1
H=1.0 Double Row	2
H=1.5 Double Row	3

Dimension(mm)			Code
180° type			
B	C		
90° type			
B	C	D	
As request :			XX/XX/XX
For Eg. B=3.2, C=6.5, D=2.8			
CODE Nr.=3.2/6.5/2.8			

Plating option	Code
Full gold flash plated	10
Tin plated	50
Selective gold flash plated	60
10u"Selective gold plated	610
15u"Selective gold plated	615
20u"Selective gold plated	620
30u"Selective gold plated	630

W.E.

596

1.0mm Pitch strip header

Technical Data :

Insulator Material:	High Temperature Thermoplastic,UL 94V-0.
Contact :	0.30x0.30mm
Contact Material:	copper alloy
Plating:	Au or Sn over Nickel
Current Rating :	1 Amp
Insulator resistance :	500 Megohms min
Dielectric withstanding :	AC 500V for 1 Minute
Operating Temperature:	-40° C to +105° C.
Max. processing Temp:	230° C for 30-60 seconds. 260° C for 10 seconds.
Mates with :	597



RoHS Compliant

SMT Type

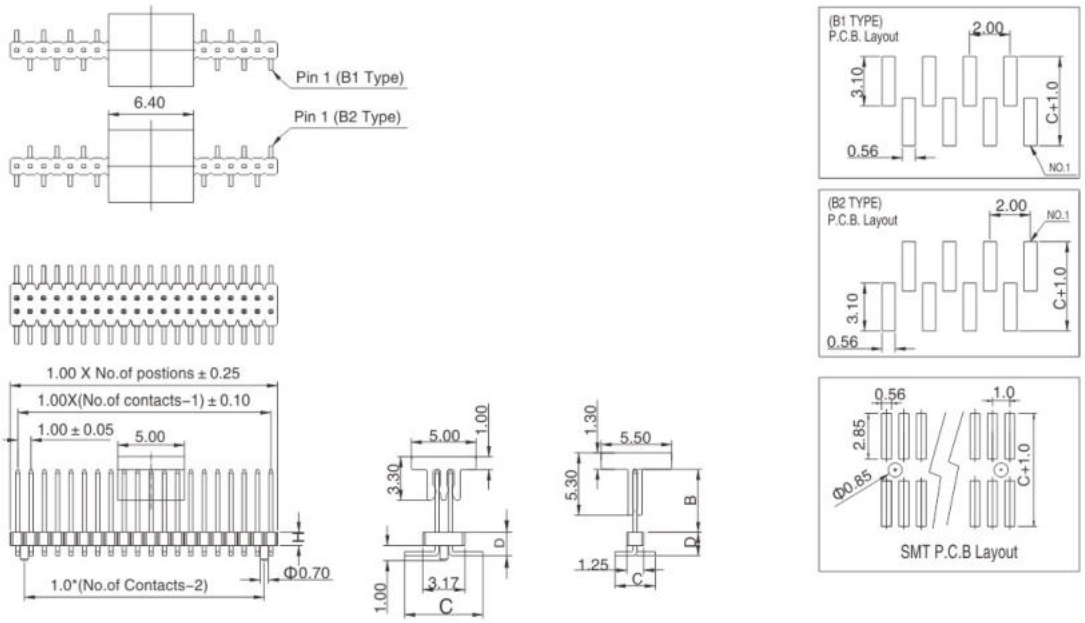

How to order

5	9	6	–				—			—			—			—		—		
Serie-Nr.				Nr.of Contact.		Profile		Connector type			Dimension			Plating			Cap option		Packing		Location Peg

Nr. of Contact	Code
Single 01-50 Pin	01-50
Double 02-100 pin	02-100

Profile Option	Code
H=1.0 Single Row SMT B1 Type	1
H=1.0 Single Row SMT B2 Type	4
H=1.0 Double Row	2
H=1.5 Double Row	3

Connector type	Code
SMT type	11

Dimension(mm)			Code
B	C	D	
As request :			XX/XX/XX
For Eg. B=3.2, C=6.5, D=2.8			
CODE Nr.=3.2/6.5/2.8			

Plating option	Code
Full gold flash plated	10
Tin plated	50
Selective gold flash plated	60
10u"Selective gold plated	610
15u"Selective gold plated	615
20u"Selective gold plated	620
30u"Selective gold plated	630

Pick & Place Pad	Code
W/ Cap	1
W/O Cap	2

Packing Option	Code
Tube	1
T&R	2

Location peg option	Code
W/ Location peg	10
W/O Location peg	00
For double row only. W/Location peg option for 2 x Even Pin For Eg. 2x2, 2x4,.....2x48, 2x50	

W.E.

596-DB

Pin header strips 1.0mm pitch Dual body Dip & SMT Type

Technical Data :

Insulator Material:	High Temperature Thermoplastic,UL 94V-0.
Contact :	0.30x0.30mm
Contact Material:	copper alloy
Plating:	Au or Sn over Nickel
Current Rating :	1 Amp
Insulator resistance :	500 Megohms min
Dielectric withstanding :	AC 500V for 1 Minute
Operating Temperature:	-40°C to +105°C.
Max. processing Temp:	230°C for 30-60 seconds. 260°C for 10 seconds.
Mates with :	597

RoHS Compliant

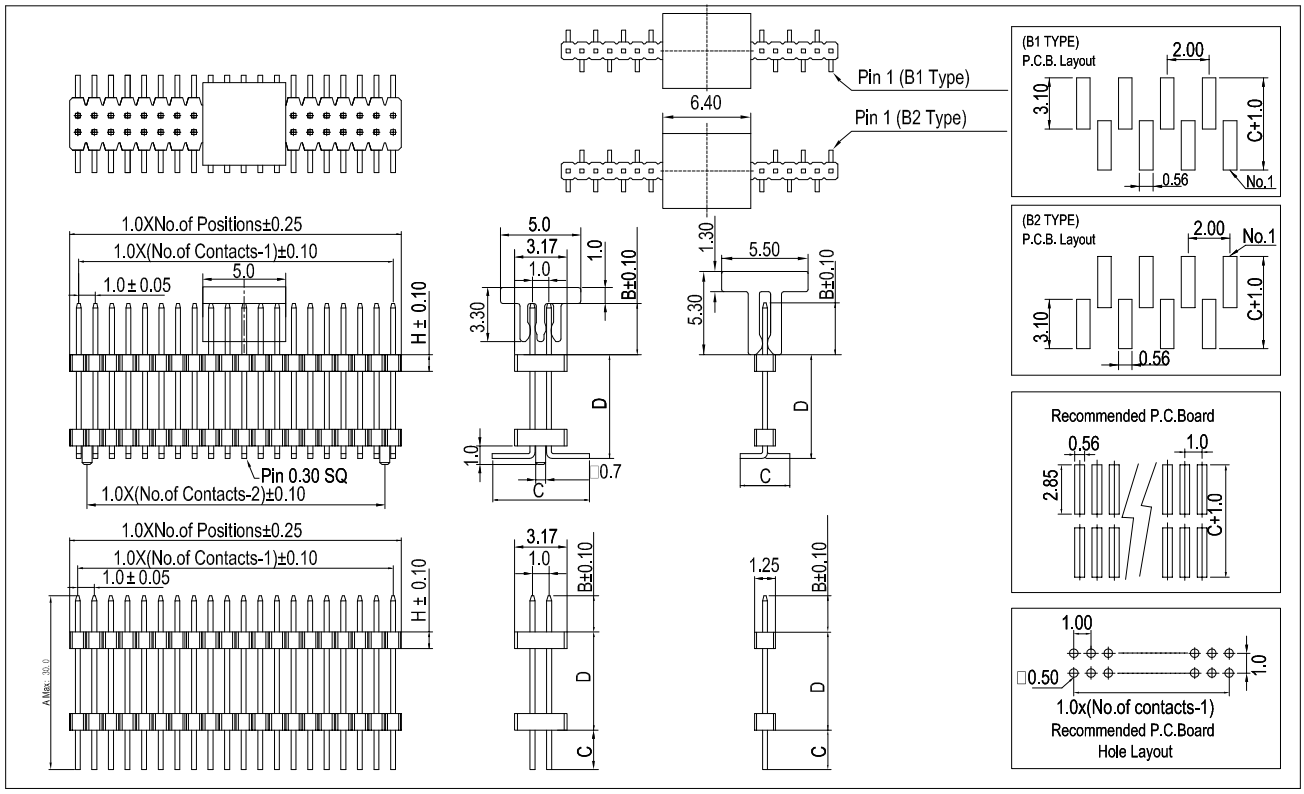

How to order

5	9	6	–	D	B	–				–			–			–			–			–			–		
Serie-Nr.							Nr.of Contact.		Profile		Connector type			Dimension			Plating			Cap option			Packing			Location peg	

Nr. of Contact	Code
Single 01-50 pin	01-50
Double 02-100 pin	02-100

Profile Option	Code
H=1.0 Single Row Dip Type	1
H=1.0 Single Row SMT B1 Type	1
H=1.0 Single Row SMT B2 Type	4
H=1.0 Double Row	2
H=1.5 Double Row	3

Connector typ	Code
Dip type	10
SMT type	11

Terminal Code	Dimension		
	B	C	D
XX/XX/XX	As request		
For EG.B=7.0 C=7.8 D=6.5			
Code Nr.=7.0/7.8/6.5			

Pick & Place Pad	Code
W/ Cap	1
W/O Cap	2
For SMT Type Only	

Plating option	Code
Full gold flash plated	10
Tin plated	50
Selective gold flash plated	60
10u"Selective gold plated	610
15u"Selective gold plated	615
20u"Selective gold plated	620
30u"Selective gold plated	630

Packing Option	Code
Tube	1
Tape & Reel	2
Tray	3
Bag	4

Location peg Option	Code
W/ Location peg	10
W/O Location peg	00
For double row only. W/Location peg option for 2 x Even Pin For Eg. 2x2, 2x4,.....2x48, 2x50	

W.E.

595

1.0mm SMD Box Header

Technical Data :

Insulator Material:	High Temperature Thermoplastic,UL 94V-0.
Contact :	0.30x0.30mm
Contact Material:	copper alloy
Plating:	Au or Sn over Nickel
Current Rating :	1 Amp
Insulator resistance :	500 Megohms min
Dielectric withstanding :	AC 500V for 1 Minute
Operating Temperature:	-40° C to +105° C.
Max. processing Temp:	230° C for 30-60 seconds. 260° C for 10 seconds.
Mates with :	597



RoHS Compliant

04-78Pin

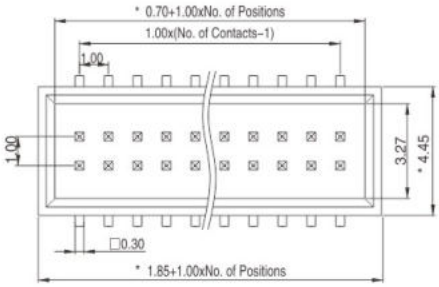

80&100Pin

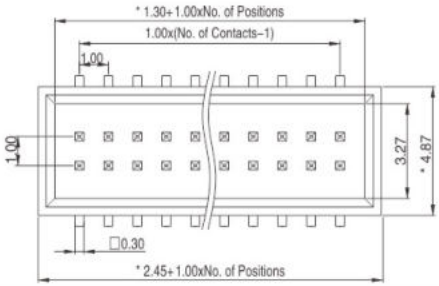

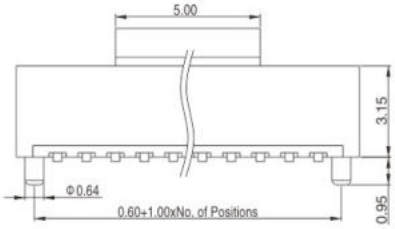

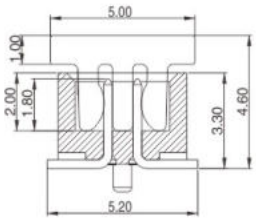

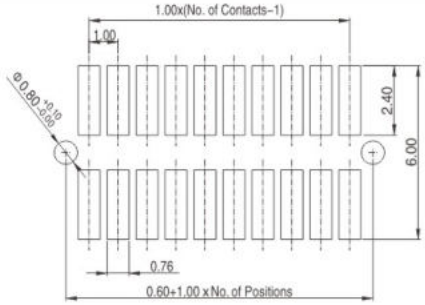

Recommended P.C.Board

How to order

5	9	5	–	□	□	–	□	□	–	□	□	–	□	–	□	□	–	□	□
Serie-Nr.				Nr.of Contact			Connector Type			Plating			Cap		Packing Option			Location Peg	

Nr.of Contact	Code
04 To 100 Contacts	04~100

Connector Type	Code
Profile : 3.30	10

Plating option	Code
Full gold flash plated	10
Tin plated	50
Selective gold flash plated	60
10u"Selective gold plated	610
15u"Selective gold plated	615
20u"Selective gold plated	620
30u"Selective gold plated	630

Pick & Place Pad	Code
W/ Cap	1
W/O Cap	2

Packing option	Code
Tube	1
Tape & Reel	2

Location peg	Code
W/ Location peg	10
W/O Location peg	00

W.E.

608

Pin header strips 1.27mm pitch Type 1.27mm X 1.27mm

Technical Data :

Insulator Material:	High Temperature Thermoplastic,UL 94V-0.
Contact :	0.40x0.40mm
Contact Material:	copper alloy
Plating:	Au or Sn over Nickel
Current Rating :	1 Amp
Insulator resistance :	500 Megohms min
Dielectric withstanding :	AC 500V for 1 Minute
Operating Temperature:	-40° C to +105° C.
Max. processing Temp:	230° C for 30-60 seconds. 260° C for 10 seconds.
Mates with :	605,606,606-1,606-2,613



RoHS Compliant

Single type

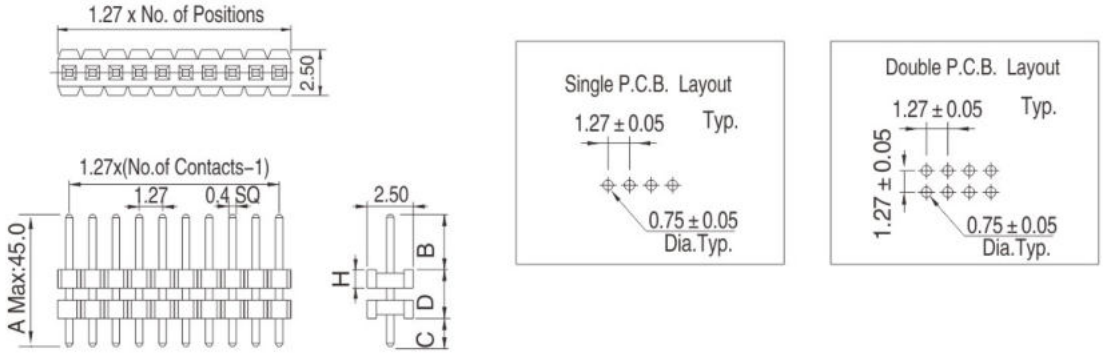

Double type

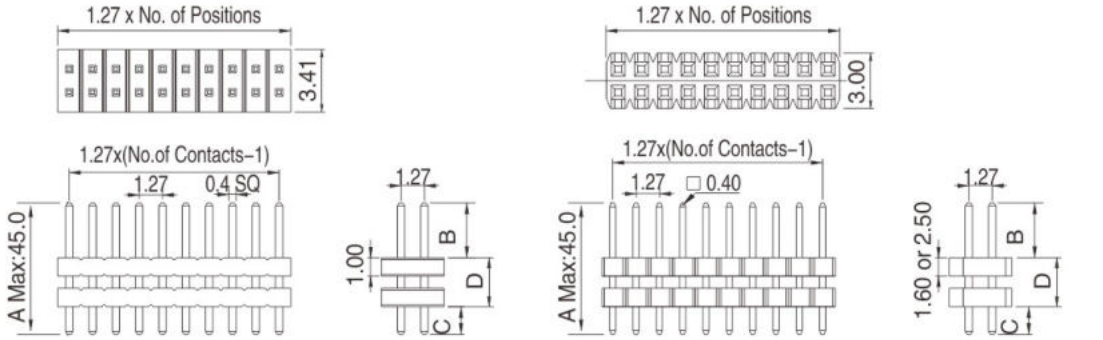

How to order

6	0	8	—	□	□	□	—	□	—	□	□	—	□	□	—	□	□
Serie-Nr.				Nr.of Contact.				Connector Type		Dimension			Stacker height			Plating	

Number of contact	Code
Max.single 50 contacts	002-050
Max.Double 100 contacts	004-100

Connector Type	Code
H of Insulator:1.0 Double Row	1
H of Insulator:1.6 Double Row	2
H of Insulator:2.5 Double Row	3
H of Insulator:1.0 Single Row	4
H of Insulator:1.7 Single Row	5
H of Insulator:2.5 Single Row	6

Dimensions		Code
B	C	
3.00	2.85	10
1.65	1.14	20
1.65	1.91	30
1.65	2.29	40
as request		xxx/xxx
For Eg. B=3.0,C=2.85		
Code Nr.=3.00/2.85		

Stacker Height D	Code
Stacker Height	xxx
For Eg. 6.35mm	6.35
For Eg. 2.35mm	2.35

Plating option	Code
Full gold flash plated	10
Tin plated	50
Selective gold flash plated	60
10u"Selective gold plated	610
15u"Selective gold plated	615
20u"Selective gold plated	620
30u"Selective gold plated	630

W.E.

607

Pin header strip 1.27mm x1.27mm pitch

Technical Data :

Insulator Material:	High Temperature Thermoplastic,UL 94V-0.
Contact :	0.40x0.40mm
Contact Material:	copper alloy
Plating:	Au or Sn over Nickel
Current Rating :	1 Amp
Insulator resistance :	500 Megohms min
Dielectric withstanding :	AC 500V for 1 Minute
Operating Temperature:	-40°C to +105°C.
Max. processing Temp:	230°C for 30-60 seconds. 260°C for 10 seconds.
Mates with :	605,606,606-1,606-2,613

RoHS Compliant

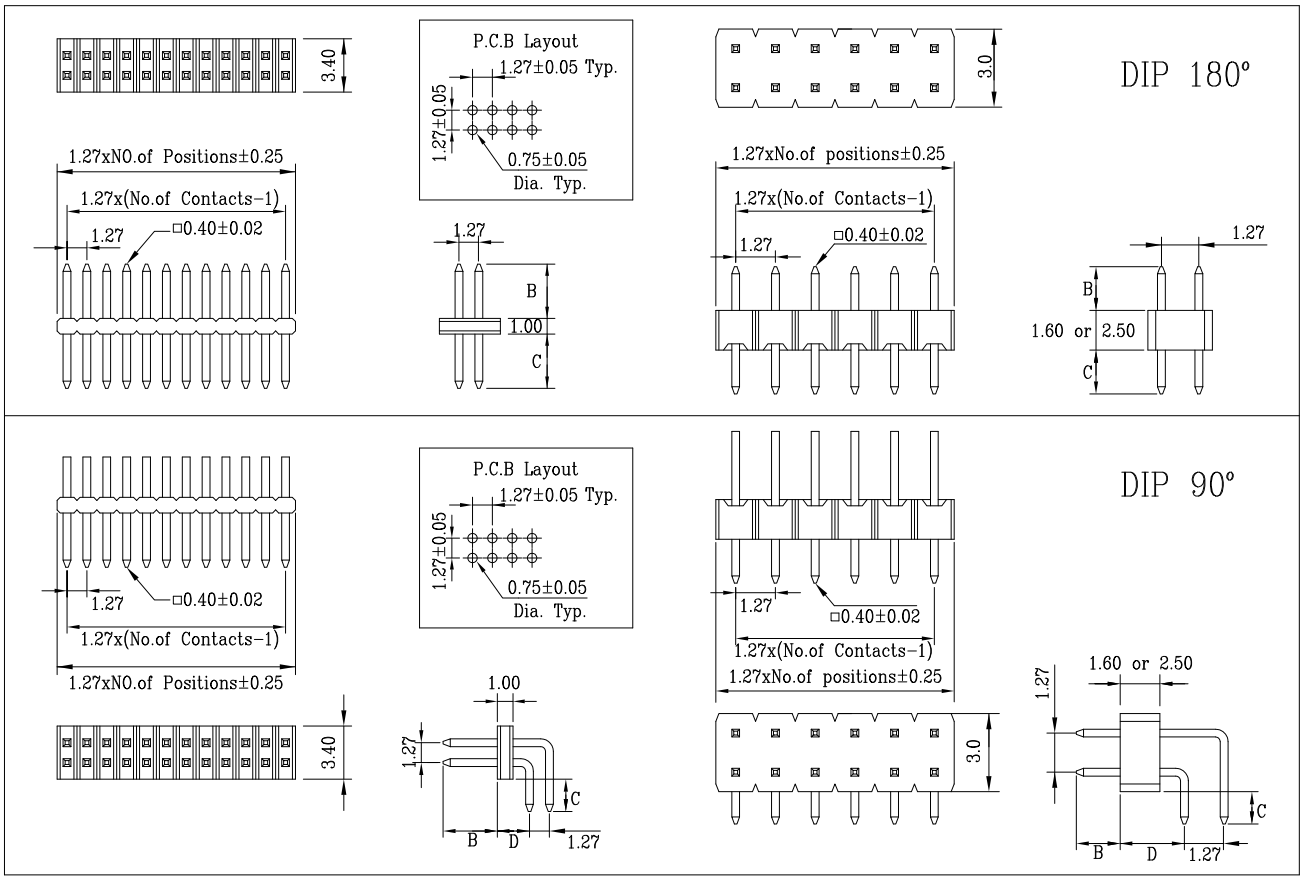

How to order

6	0	7	—	☐	☐	☐	—	☐	☐	—	☐	☐	—	☐	☐	—	☐	☐
Serie-Nr.				Nr.of Contact.				Profile: H			Dimension			Plating			Connector Type	

Nr. of Contact	Code
Double Row Max.100 contacts	002-100

Profile: H	Code
Height of base 1.0mm	10
Height of base 1.6mm	20
Height of base 2.5mm	30

Dimensions			Code
B	C	D	
2.7	2.29		10
3.05	2.29		20
1.91	2.29		30
1.65	2.29		40
as request			XX
For EX. B=2.05 C=2.6 D=2.3			
Code Nr. =2.05/2.6/2.3			

Plating option	Code
Full gold flash plated	10
Tin plated	50
Selective gold flash plated	60
10u"Selective gold plated	610
15u"Selective gold plated	615
20u"Selective gold plated	620
30u"Selective gold plated	630

Connector Type	Code
DIP 180°	Omit
DIP 90°	RA

W.E.

607–1

Pin header strip 1.27mm x1.27mm pitch

Technical Data :

Insulator Material:	High Temperature Thermoplastic,UL 94V–0.
Contact :	0.40x0.40mm
Contact Material:	copper alloy
Plating:	Au or Sn over Nickel
Current Rating :	1 Amp
Insulator resistance :	500 Megohms min
Dielectric withstanding :	AC 500V for 1 Minute
Operating Temperature:	–40 ℃ to +105 ℃ .
Max. processing Temp:	230 ℃ for 30–60 seconds. 260 ℃ for 10 seconds.
Mates with :	606



RoHS Compliant

180°

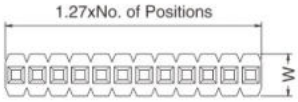

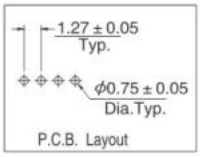

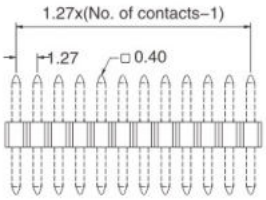

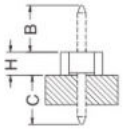

90°

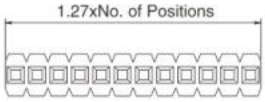

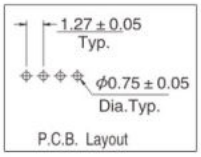

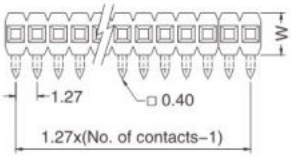

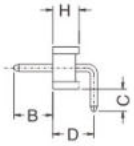

How to order

6	0	7	–	1	–			–		–			–			–		
Serie–Nr.						Nr.of Contact.			Profile		Connector Type			Dimension			Plating	

Nr. of Contact	Code
Single Row Max. 50 contacts	02–50

Profile: HxW	Code
1.0*2.1	A
1.5*2.1	B
1.7*2.1	C
2.5*2.1	D
1.0*2.5	E
1.7*2.5	F
2.5*2.5	G
contact: 0.4x0.4	

Connector Type	Code
Dip Type 180 °	10
Dip Type 90 °	11

Dimensions FOR 180 °		Code
B	C	
2.7	2.29	10
3.05	2.29	20
1.91	2.29	30
1.65	2.29	40
as request		xx/xx
For Eg. B=2.05 C=2.6		
Code Nr. =2.05/2.6		

Dimensions FOR 90 °			Code
B	C	D	
2.7	2.29	1.50	10
3.05	2.29	1.50	20
1.91	2.29	2.20	30
1.65	2.29	2.20	40
as request			xx/xx/xx
For Eg. B=2.8 C=2.5 D=2.3			
Code Nr. =2.8/2.5/2.3			

Plating option	Code
Full gold flash plated	10
Tin plated	50
Selective gold flash plated	60
10u"Selective gold plated	610
15u"Selective gold plated	615
20u"Selective gold plated	620
30u"Selective gold plated	630

W.E.

609

Pin header strip 1.27mm x 1.27mm pitch SMT Type

Technical Data :

Insulator Material:	High Temperature Thermoplastic,UL 94V-0.
Contact :	0.40x0.40mm
Contact Material:	copper alloy
Plating:	Au or Sn over Nickel
Current Rating :	1 Amp
Insulator resistance :	500 Megohms min
Dielectric withstanding :	AC 500V for 1 Minute
Operating Temperature:	-40 ℃ to +105 ℃ .
Max. processing Temp:	230 ℃ for 30-60 seconds. 260 ℃ for 10 seconds.
Mates with :	605,606,606-1,606-2,613



RoHS Compliant

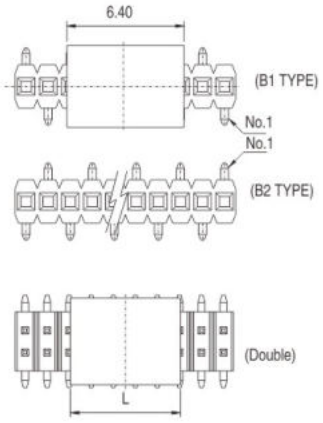

Length of the Cap Option (only for double row)	
04-10 Pin	L=5.0mm H=0.5mm
12-100 Pin	L=6.35mm H=1.0mm

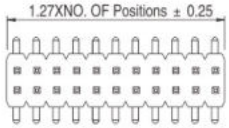

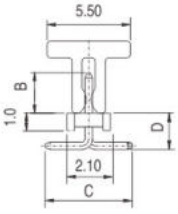

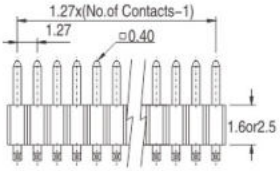

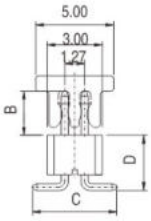

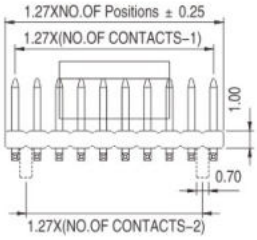

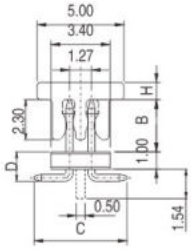

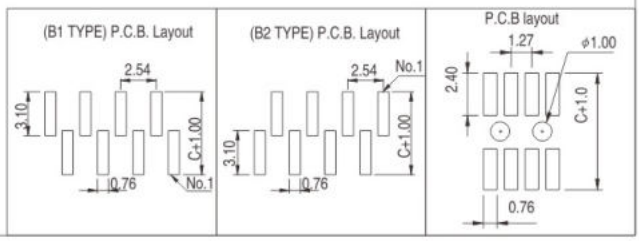

How to order

6	0	9	—				—		—			—			—		—		
Serie-Nr.				Nr.of Contact.				Connector Type		Dimension			Plating			Cap Option		Packing		Location Peg	

Nr. of Contact	Code
Single Row Max. 50 contacts	002-050
Double Row Max. 100 contacts	004-100

Connector Type	Code
Insulator Height:1.0-2*50	1
Insulator Height:1.6-2*50	2
Insulator Height:2.5-2*50	3
Insulator Height:1.0-1*50 B1 Type	41
Insulator Height:1.0-1*50 B2 Type	42
Insulator Height:1.7-1*50 B1 Type	51
Insulator Height:1.7-1*50 B2 Type	52
Insulator Height:2.5-1*50 B1 Type	61
Insulator Height:2.5-1*50 B2 Type	62

Dimensions			Code
B	C	D	
3.0	5.5	1.7	10
6.0	6.5	2.7	20
as request			xxx/xxx/xx
For Eg. B=3.05, C=5.84, D=1.7			
Code Nr. =3.05/5.84/1.7			

Plating option	Code
Full gold flash plated	10
Tin plated	50
Selective gold flash plated	60
10u"Selective gold plated	610
15u"Selective gold plated	615
20u"Selective gold plated	620
30u"Selective gold plated	630

Pick & Place pad	Code
W/ Cap	1
W/O Cap	2

Packing option	Code
Tube	1
Tape & Reel	2

Location Peg	Code
W/ Location Peg	10
W/O Location Peg	00
For Insulation 1.0 mm Profile Double Row only	

W.E.

610

Pin header strips 1.27mm pitch Dual body SMT Type

Technical Data :

Insulator Material:	High Temperature Thermoplastic,UL 94V-0.
Contact :	0.40x0.40mm
Contact Material:	copper alloy
Plating:	Au or Sn over Nickel
Current Rating :	1 Amp
Insulator resistance :	500 Megohms min
Dielectric withstanding :	AC 500V for 1 Minute
Operating Temperature:	-40° C to +105° C.
Max. processing Temp:	230° C for 30-60 seconds. 260° C for 10 seconds.



RoHS Compliant

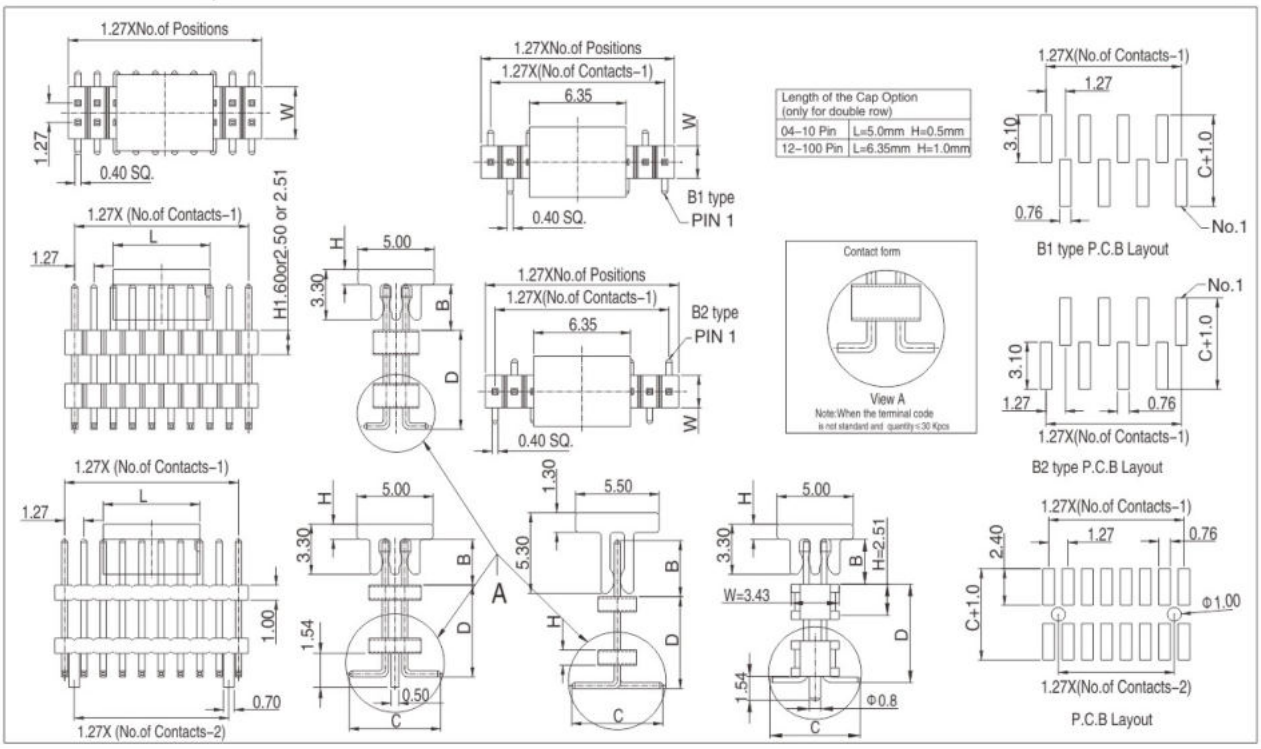

How to order

6	1	0	–				–			–			–			–			–			–			–	
Serie-Nr.				Nr.of Contact.				Connector Type			Dimension Type			Plating			Stacker height			Cap option			Packing Option			Location Peg

Number of contact	Code
Single Max.50 contacts	002-050
Double Max.100 contacts	004-100

Connector Type (Double Row)	Code
H=1.0 W=3.4	10
H=1.6 W=3.0	20
H=2.5 W=3.0	30
H=2.51 W=3.43	40

Connector Type (Single Row W=2.1)	Code
H=1.0*W B1 Type	A1
H=1.0*W B2 Type	A2
H=1.5*W B1 Type	A3
H=1.5*W B2 Type	A4
H=1.7*W B1 Type	A5
H=1.7*W B2 Type	A6
H=2.5*W B1 Type	A7
H=2.5*W B2 Type	A8

Connector Type (Single Row W=2.5)	Code
H=1.0*W B1 Type	B1
H=1.0*W B2 Type	B2
H=1.5*W B1 Type	B3
H=1.5*W B2 Type	B4
H=1.7*W B1 Type	B5
H=1.7*W B2 Type	B6
H=2.5*W B1 Type	B7
H=2.5*W B2 Type	B8

Dimensions(mm)		Code
B	C	
as request		xx/xx
For Eg. B=3.0,C=5.5		
Code Nr.=3.00/5.50		

Plating option	Code
Full gold flash plated	10
Tin plated	50
Selective gold flash plated	60
10u"Selective gold plated	610
15u"Selective gold plated	615
20u"Selective gold plated	620
30u"Selective gold plated	630

Stacker Height D	Code
Stacker Height	xxx
For Eg. 6.35	6.35
For Eg. 2.60	2.60

Pick & Place pad	Code
W/ Cap	1
W/O Cap	2
W/Small Cap	1S

Packing option	Code
Tube	1
Tape & Reel	2

Location Peg	Code
W/ Location Peg	10
W/O Location Peg	00
For Connector Type(Double Row) Code Number: 10 & 40 Only	

W.E.

609A

Pin-Header-Strips-Double row for Surface Mount Technic and High-Temperature Body 1.27mm pitch

Technical Data :

Insulator Material:	High Temperature Thermoplastic,UL 94V-0.
Contact :	0.40x0.40mm
Contact Material:	copper alloy
Plating:	Au or Sn over Nickel
Current Rating :	1 Amp
Insulator resistance :	500 Megohms min
Dielectric withstanding :	AC 500V for 1 Minute
Operating Temperature:	-40°C to +105°C.
Max. processing Temp:	230°C for 30-60 seconds. 260°C for 10 seconds.
Mates with :	613 &□1.27 mm Pitch Female Header

RoHS Compliant

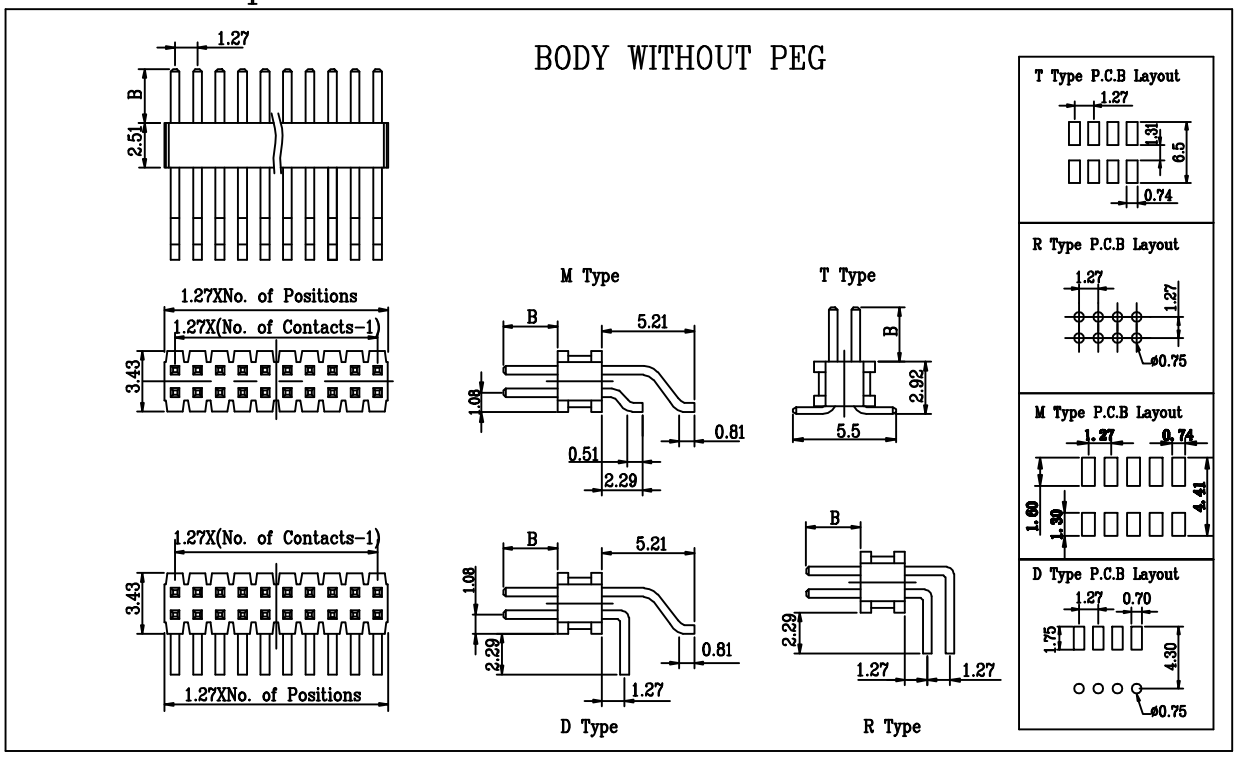

How to order

6	0	9	A	—	□	□	□	—	□	—	□	—	□	□	—	□	—	□	—	0	0
Serie-Nr.					Nr.of Contact.				Connector Type		Dimension B		Plating			Cap option		Packing		Location Peg	

Nr. of Contact	Code
Double Row Max. 100 contacts	004-070

Connector Type	Code
D Type	1
M Type	2
T Type	3
R Type	4

Dimensions(mm) B	Code
3.05	1
1.91	2
1.65	3
3.81	4

Plating option	Code
Full gold flash plated	10
Tin plated	50
Selective gold flash plated	60
10u"Selective gold plated	610
15u"Selective gold plated	615
20u"Selective gold plated	620
30u"Selective gold plated	630

Pick & Place pad	Code
W / Cap	1
W / O Cap	2

Packing option	Code
Tube	1
Tape & Reel	2

Location Peg	Code
W/O Location Peg	00

W.E.

609A

Pin-Header-Strips-Double row for Surface Mount Technic and High-Temperature Body 1.27mm pitch

Technical Data :

Insulator Material:	High Temperature Thermoplastic,UL 94V-0.
Contact :	0.40x0.40mm
Contact Material:	copper alloy
Plating:	Au or Sn over Nickel
Current Rating :	1 Amp
Insulator resistance :	500 Megohms min
Dielectric withstanding :	AC 500V for 1 Minute
Operating Temperature:	-40° C to +105° C.
Max. processing Temp:	230° C for 30-60 seconds. 260° C for 10 seconds.
Mates with :	613 & □1.27 mm Pitch Female Header



RoHS Compliant

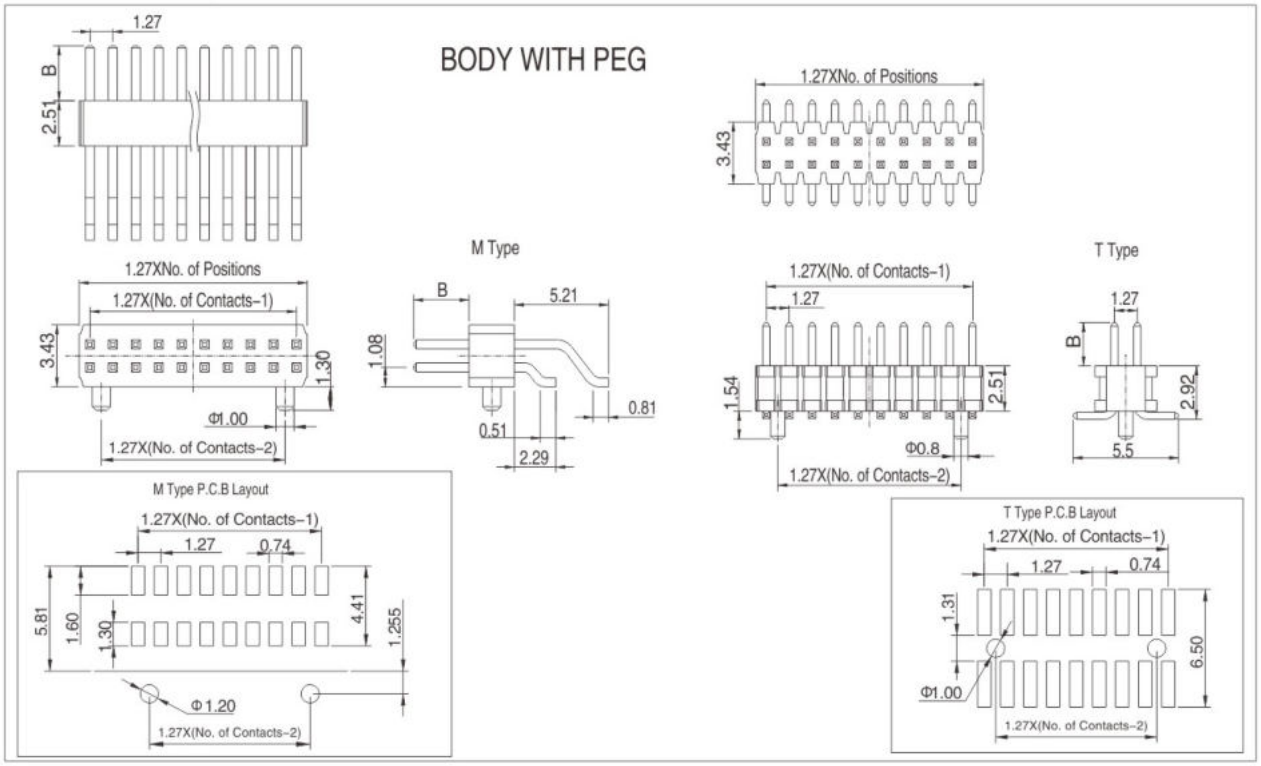

How to order

6	0	9	A	—				—		—			—		—		—	1	0
Serie-Nr.					Nr.of Contact.				Connector Type		Dimension B			Plating		Cap option		Packing		Location Peg	

Nr. of Contact	Code
Double Row Max. 70 contacts	004-070

Connector Type	Code
D Type	1
M Type	2
T Type	3
R Type	4

Dimensions(mm) B	Code
3.05	1
1.91	2
1.65	3
3.81	4

Plating option	Code
Full gold flash plated	10
Tin plated	50
Selective gold flash plated	60
10u"Selective gold plated	610
15u"Selective gold plated	615
20u"Selective gold plated	620
30u"Selective gold plated	630

Pick & Place pad	Code
W / Cap	1
W / O Cap	2

Packing option	Code
Tube	1
Tape & Reel	2

Location Peg	Code
W/ Location Peg	10

W.E.

609B

Pin-Header-Strips-Double row for Surface Mount Technic and High-Temperature Body 1.27mm pitch

Technical Data :

Insulator Material:	High Temperature Thermoplastic,UL 94V-0.
Contact :	0.40x0.40mm
Contact Material:	copper alloy
Plating:	Au or Sn over Nickel
Current Rating :	1 Amp
Insulator resistance :	500 Megohms min
Dielectric withstanding :	AC 500V for 1 Minute
Operating Temperature:	-40°C to +105°C.
Max. processing Temp:	230°C for 30-60 seconds. 260°C for 10 seconds.
Mates with :	S,C Type mates with 605,606,&134. J,K Type mates with 134

RoHS Compliant

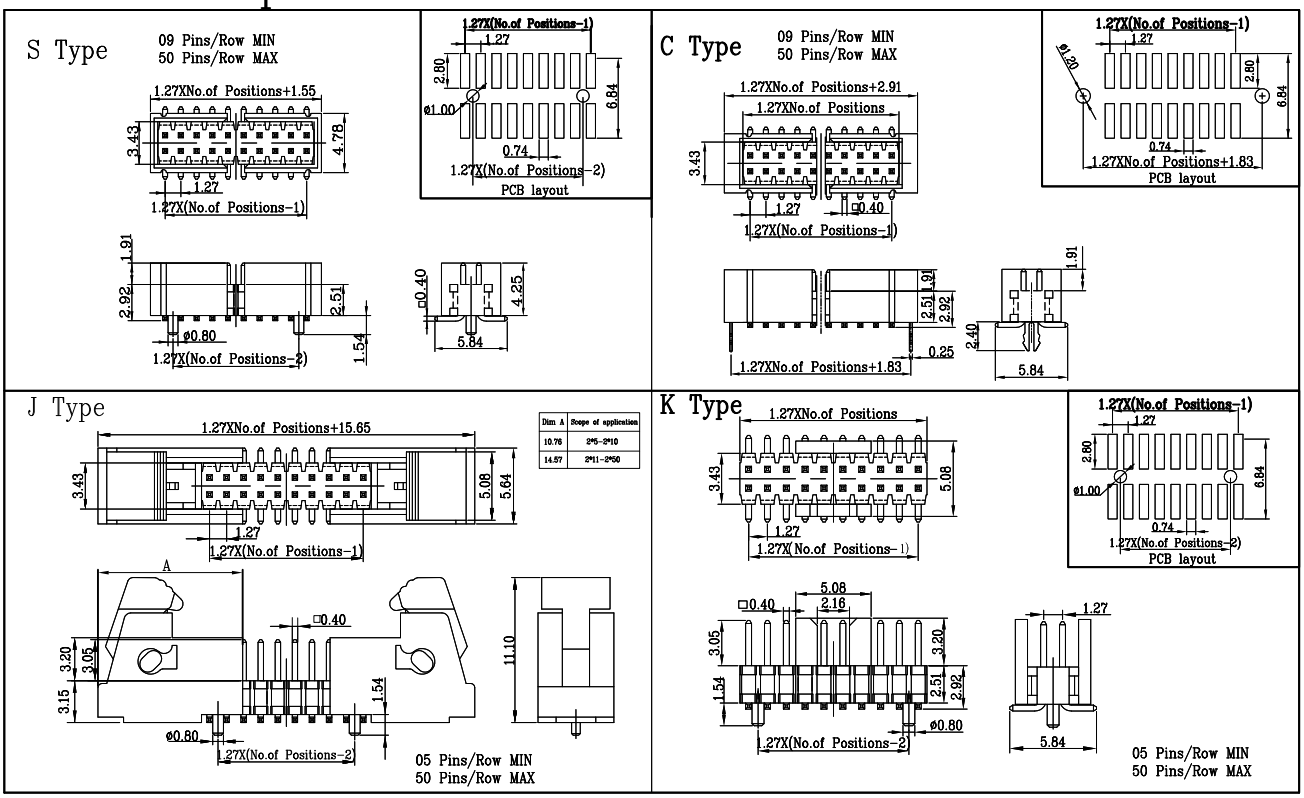

How to order

6 0 9 B — □□□ — □ — □□ — □ — □ — □□

Serie-Nr. | Nr.of Contact. | Connector Type | Plating | cap option | Packing | Location Peg

Nr. of Contact	Code
Double Row Max. 100 contacts	010-100

Connector Type	Code
S Type	1
J Type	2
C Type	3
K Type	4

Plating option	Code
Full gold flash plated	10
Tin plated	50
Selective gold flash plated	60
10u"Selective gold plated	610
15u"Selective gold plated	615
20u"Selective gold plated	620
30u"Selective gold plated	630

Pick & Place pad	Code
W / Cap	1
W / O Cap	2

Packing option	Code
Tube	1
Tape & Reel	2

Location Peg	Code
W/ Locatoin Peg	10
W/O Locatoin Peg	00

* Dip solder Type are Available

W.E.

WEITRONIC ENTERPRISE CO.,LTD.Web.site:www.weitronictw.com.tw E-mail:wee@weitronictw.com.tw

REV:2018.07.09

609B–1

Pin–Header–Strips–Double row for Surface Mount Technic and High–Temperature Body 1.27mm pitch

Technical Data :

Insulator Material:	High Temperature Thermoplastic,UL 94V–0.
Contact :	0.40x0.40mm
Contact Material:	copper alloy
Plating:	Au or Sn over Nickel
Current Rating :	1 Amp
Insulator resistance :	500 Megohms min
Dielectric withstanding :	AC 500V for 1 Minute
Operating Temperature:	–40 ℃ to +105 ℃ .
Max. processing Temp:	230 ℃ for 30–60 seconds. 260 ℃ for 10 seconds.
Mates with :	Mates with 134



RoHS Compliant

New J Type

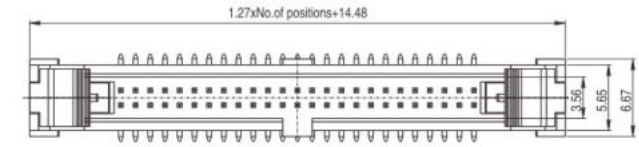

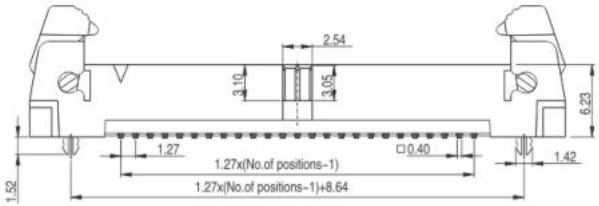

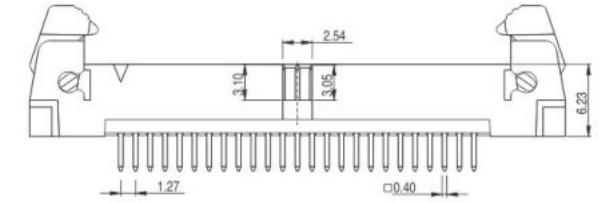

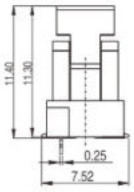

SMT Style

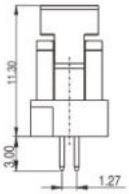

DIP Straight Style

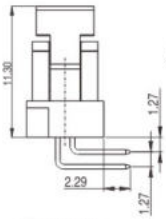

DIP Angle Style

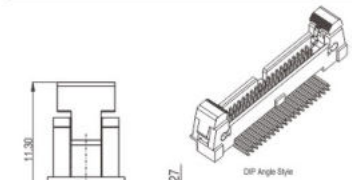

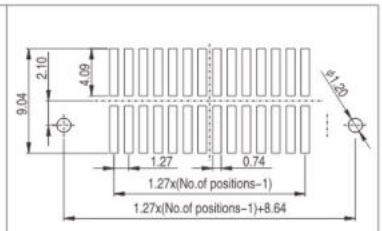

P.C.B Layout(SMT)

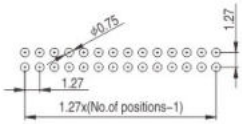

P.C.B Layout(DIP)

How to order

6	0	9	B	–	1	–	☐	☐	☐	–	☐	–	☐	☐	–	☐	–	☐	–	☐	☐
Serie–Nr.							Nr.of Contact.				Connector Type		Plating			cap option		Packing		Lock option	

Nr. of Contact
10. 12. 14. 20. 26. 30. 40. 50. 64

Connector Type	Code
New J Type DIP Straight Style	1
New J Type DIP Angle Style	2
New J Type SMT Style	3

Plating option	Code
Full gold flash plated	10
Tin plated	50
Selective gold flash plated	60
10u"Selective gold plated	610
15u"Selective gold plated	615
20u"Selective gold plated	620
30u"Selective gold plated	630

Pick & Place pad	Code
W / Cap	1
W / O Cap	2

Packing option	Code
Tube	1
Tape & Reel	2

Lock option	Code
W/ Lock	10
W/O Lock	00

W.E.

608-2

Pin-Header-Strips-Single/Double row-1.27mm Right angle

Technical Data :

Insulator Material:	High Temperature Thermoplastic,UL 94V-0
Contact :	0.40x0.40mm
Contact Material:	copper alloy
Plating:	Au or Sn over Nickel
Current Rating :	1 Amp
Insulator resistance :	500 Megohms min.
Dielectric withstanding :	AC 500V for 1 Minute
Operating Temperature:	-40 ℃ to +105 ℃ .
Max. processing Temp:	230 ℃ for 30-60 seconds. 260 ℃ for 10 seconds.



RoHS Compliant

Single Row

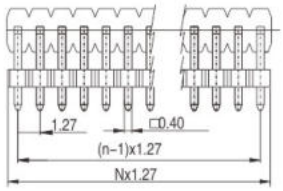

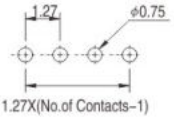

P C B Layout

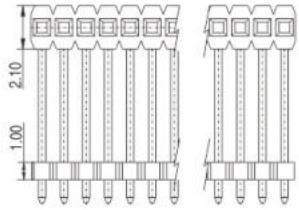

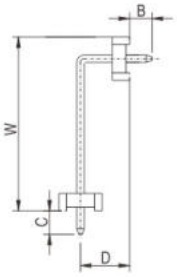

Double Row

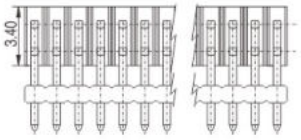

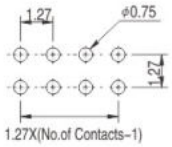

P C B Layout

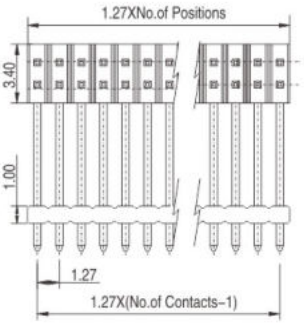

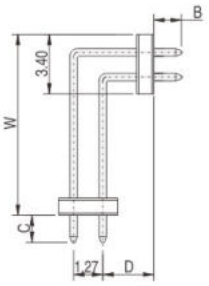

How to order

6	0	8	–	2	–	□	□	–	□	□	□	–	□	–	□	□
Serie-Nr.						Terminal code			Nr. of contact				Nr.of Row		Plating option	

Terminal code	Dimensions(mm)			
	B	C	D	W
12	3.10	3.30	3.80	7.00
13	3.10	3.30	3.80	8.50
XX/XX/XX	as request			
FOR Eg. B=4.15,C=3.2,D=5.0,W=6.2				
CODE Nr.=4.15/3.2/5.0/6.2				

Number of contact	Code
01~50 Single	02~50
04~100 Double	04~100

Number of Row	Code
Single Row	1
Double Row	2

Plating option	Code
Full gold flash plated	10
Tin plated	50
Selective gold flash plated	60
10u"Selective gold plated	610
15u"Selective gold plated	615
20u"Selective gold plated	620
30u"Selective gold plated	630

W.E.

611–D

1.27mm BOARD STACKER

Technical Data :

Insulator Material:	High Temperature Thermoplastic,UL 94V–0.
Contact :	0.40x0.40mm
Contact Material:	copper alloy
Plating:	Au or Sn over Nickel
Current Rating :	1 Amp
Insulator resistance :	500 Megohms min
Dielectric withstanding :	AC 500V for 1 Minute
Operating Temperature:	–40 ℃ to +105 ℃ .
Max. processing Temp:	230 ℃ for 30–60 seconds. 260 ℃ for 10 seconds.
Mates with :	605,606



RoHS Compliant

Type A

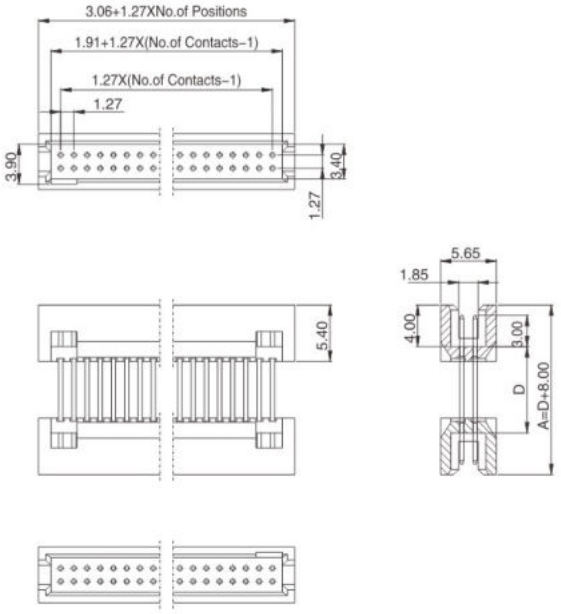

Type B

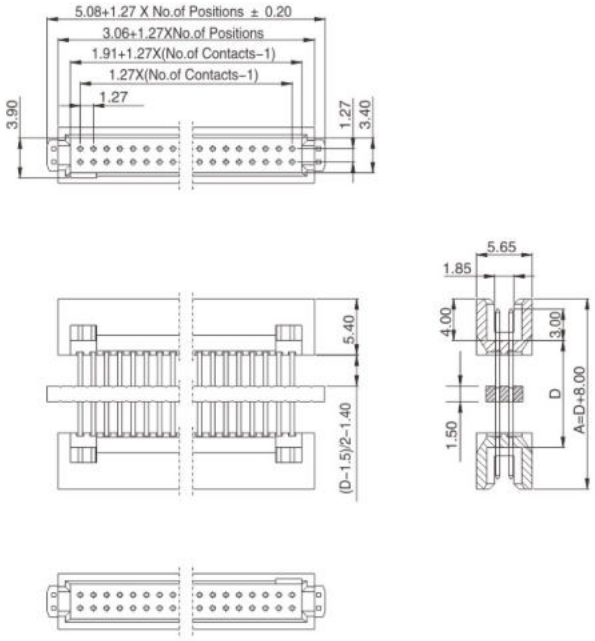

How to order

6 1 1 – D – ☐☐ – ☐☐ – ☐ – ☐

Serie–Nr. | Nr.of Contact. | Connector Type | Dimension | Plating

Nr. of Contacts
10 to 100 Contacts

Connector Type	Code
Type A	1
Type B	2

Dimension		
A	D	Code
22.50	14.50	10
As repuest		XX
For Eg.A=24 D=16		
Code Nr.=24/16		

Plating option	Code
Full gold flash plated	10
Tin plated	50
Selective gold flash plated	60
10u"Selective gold plated	610
15u"Selective gold plated	615
20u"Selective gold plated	620
30u"Selective gold plated	630

W.E.

611

Pin Header 1.27mm x1.27mm Board Spacer Box Type

Technical Data :

Insulator Material:	High Temperature Thermoplastic,UL 94V-0.
Contact :	0.40x0.40mm
Contact Material:	copper alloy
Plating:	Au or Sn over Nickel
Current Rating :	1 Amp
Insulator resistance :	500 Megohms min
Dielectric withstanding :	AC 500V for 1 Minute
Operating Temperature:	-40 ℃ to +105 ℃ .
Max. processing Temp:	230 ℃ for 30-60 seconds. 260 ℃ for 10 seconds.
Mates with :	605,606



RoHS Compliant

Profile 5.4mm Straight Type

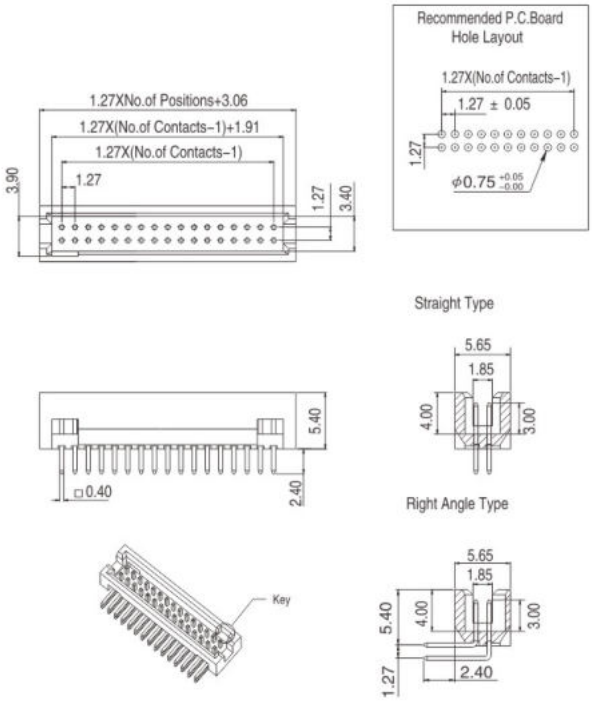

Profile 5.4mm SMT Type

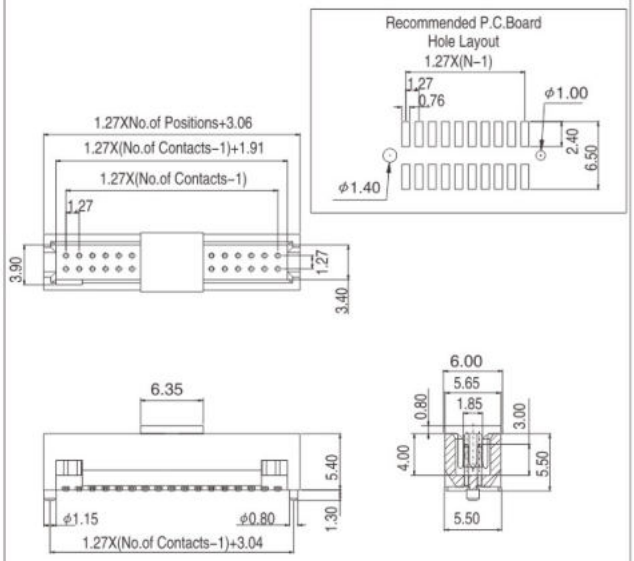

How to order

6	1	1	—			—		—			—			—		
Serie-Nr.				Nr.of Contact.			Connector Type		Plating			Cap			Packing			Location Peg

Nr. of Contact	Code
010-100	010-100

Connector Type	Code
Right Angle Type	1
Straight Type	2
SMT TYpe	3

Plating option	Code
Full gold flash plated	10
Tin plated	50
Selective gold flash plated	60
10u"Selective gold plated	610
15u"Selective gold plated	615
20u"Selective gold plated	620
30u"Selective gold plated	630

Pick & Place Cap	Code
W/ Cap	1
W/O Cap	2
For SMT Type only	

Packing Option	Code
Tube	1
Tape & Reel	2

Location Peg	Code
W/ Locatoin Peg	10
W/O Locatoin Peg	00
For SMT type only	

W.E.

611-2

Pin Header 1.27mm x1.27mm Board Spacer Box Type

Technical Data :

Insulator Material:	High Temperature Thermoplastic,UL 94V-0.
Contact :	0.40x0.40mm
Contact Material:	copper alloy
Plating:	Au or Sn over Nickel
Current Rating :	1 Amp
Insulator resistance :	500 Megohms min
Dielectric withstanding :	AC 500V for 1 Minute
Operating Temperature:	-40°C to +105°C.
Max. processing Temp:	230°C for 30-60 seconds. 260°C for 10 seconds.
Mates with :	134 ,IDC Socket

RoHS Compliant

Profile 5.4mm Straight Type

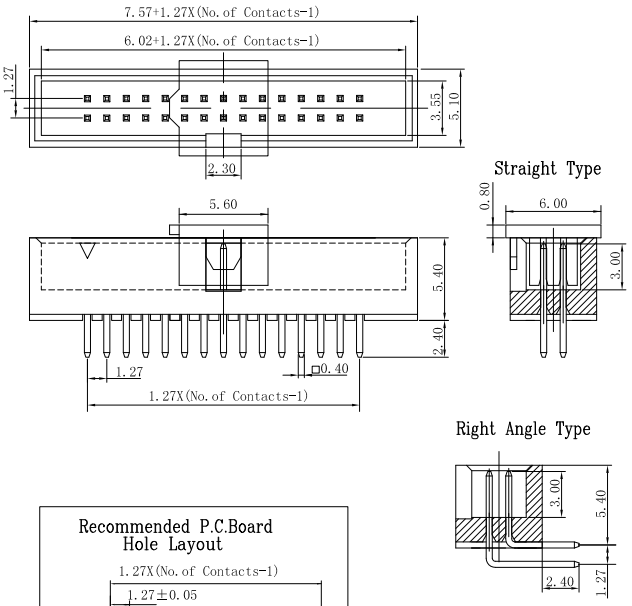

Recommended P.C.Board Hole Layout

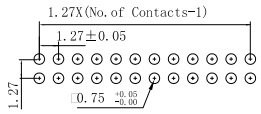

Profile 5.4mm SMT Type

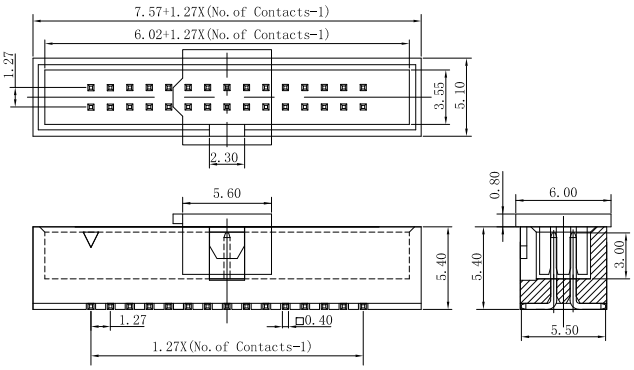

Recommended P.C.Board Hole Layout

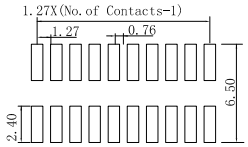

How to order

6	1	1	—	2	—				—			—			—		—	
	Serie-Nr.					Nr.of Contact.				Connector Type			Plating			Cap		Packing

Nr. of Contact	Code
010-100	010-100

Connector Type	Code
Right Angle Type	1
Straight Type	2
SMT TYpe	3

Plating option	Code
Full gold flash plated	10
Tin plated	50
Selective gold flash plated	60
10u"Selective gold plated	610
15u"Selective gold plated	615
20u"Selective gold plated	620
30u"Selective gold plated	630

Pick & Place Cap	Code
W/ Cap	1
W/O Cap	2

Packing Option	Code
Tube	1
Tape & Reel	2

W.E.

611-1

Box Header 1.27x1.27mm Board to Board SMT Type

Technical Data :

Insulator Material:	High Temperature Thermoplastic,UL 94V-0.
Contact :	0.40x0.40mm
Contact Material:	copper alloy
Plating:	Au or Sn over Nickel
Current Rating :	1 Amp
Insulator resistance :	500 Megohms min
Dielectric withstanding :	AC 500V for 1 Minute
Operating Temperature:	-40°C to +105°C.
Max. processing Temp:	230°C for 30-60 seconds. 260°C for 10 seconds.
Mates with :	605,606

RoHS Compliant

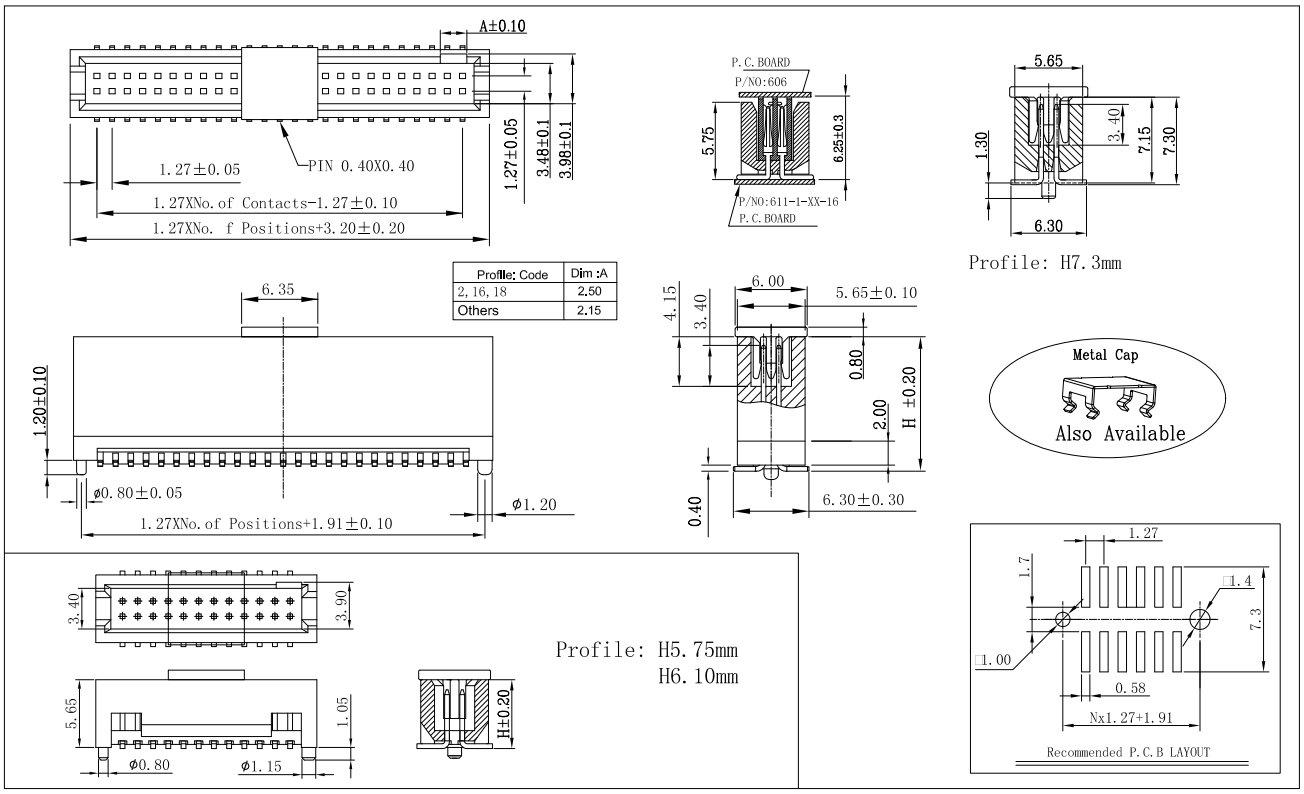

Profile: Code	Dim :A
2, 16, 18	2.50
Others	2.15

How to order

6	1	1	–	1	–	□	□	□	–	□	–	□	□	–	□	□	–	□	□
Serie-Nr.						Nr.of Contact.				Profile		Plating			Cap option			Packing	

Nr. of Contact	Code
010-100	010-100

Profile: H	Code	Available Size	Profile: H	Code	Available Size
7.3	2	10,16,20,30 40,50,68P	14.6	11	10,16,20, 26,36,60P
9.5	3	10,16,20,30, 34,40,50,70P	15.7	12	20,50,60P
9.9	4	10P	16.1	13	12,20,22,30, 56P
10.1	5	16,20,26 30,50P	5.75	16	10-100P
11.2	6	50P	10.9	17	10,26P
11.5	7	10,30,44,50 60,80,100P	6.10	18	10-100P
11.7	8	16,20P	17.8	19	10,16,20,26 40,50,56,68P
12.0	9	32,80P	18.9	21	60P
12.7	10	10,14,20, 30,36,50P	13.5	22	30,70 80,100P
Other Pins please contact factory					

Plating option	Code
Full gold flash plated	10
Tin plated	50
Selective gold flash plated	60
10u"Selective gold plated	610
15u"Selective gold plated	615
20u"Selective gold plated	620
30u"Selective gold plated	630

Pick & Place Pad	Code
W/ Cap	1
W/O Cap	2

Packing Option	Code
Tube	1
Tape & Reel	2

W.E.

612

Pin Header 1.27mm x1.27mm Board Spacer Box Type

Technical Data :

Insulator Material:	High Temperature Thermoplastic,UL 94V-0.
Contact :	0.40x0.40mm
Contact Material:	copper alloy
Plating:	Au or Sn over Nickel
Current Rating :	1 Amp
Insulator resistance :	500 Megohms min
Dielectric withstanding :	AC 500V for 1 Minute
Operating Temperature:	-40 ℃ to +105 ℃ .
Max. processing Temp:	230 ℃ for 30-60 seconds. 260 ℃ for 10 seconds.
Mates with :	605,606 Female Header



RoHS Compliant

Dip Type

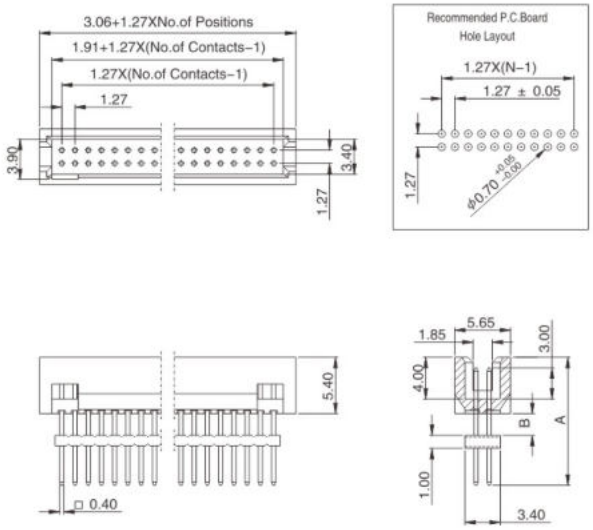

SMT Type

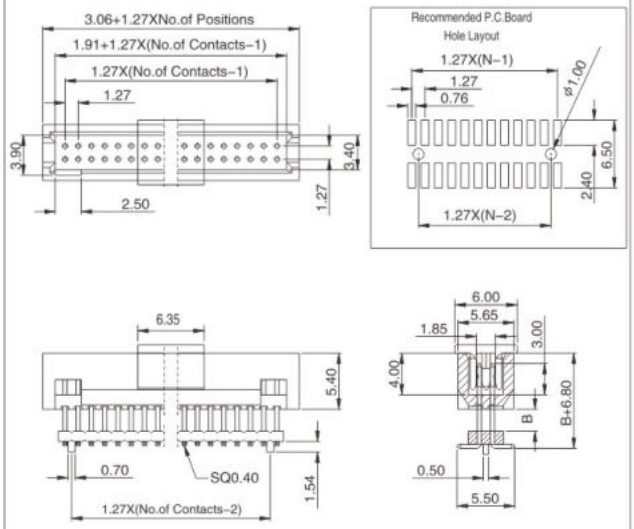

How to order

6	1	2	—			—		—			—			—			—			
Serie-Nr.				Nr.of Contact.			Connector Type		Dimension			Plating			Cap Option			Packing Option		Location Peg

Nr. of Contact	Code
010-100	010-100

Connector Type	Code
Dip Type	1
SMT Type	2

Dimensions(Dip)		Code
A	B	
9.2	1.0	10
10.5	1.0	20
as request		XX
Eg.A=15.0 B=2.4 Code Nr.=15.0/2.4		

Dimensions(SMT)	Code
B	
1.0	10
1.5	20
as request	XX
Eg.B=2.4 Code Nr.=2.4	

Plating option	Code
Full gold flash plated	10
Tin plated	50
Selective gold flash plated	60
10u"Selective gold plated	610
15u"Selective gold plated	615
20u"Selective gold plated	620
30u"Selective gold plated	630

Location Peg(For SMT Type)	Code
W/ Locatoin Peg	10
W/O Locatoin Peg	00

Cap option	Code
W/ Cap	1
W/O Cap	2
For SMT Type only	

Packing Option	Code
Tube	1
Tape & Reel	2

W.E.

612-1

Pin Header 1.27mm x1.27mm Board Spacer Box Type

Technical Data :

Insulator Material:	High Temperature Thermoplastic,UL 94V-0.
Contact :	0.40x0.40mm
Contact Material:	copper alloy
Plating:	Au or Sn over Nickel
Current Rating :	1 Amp
Insulator resistance :	500 Megohms min
Dielectric withstanding :	AC 500V for 1 Minute
Operating Temperature:	-40 ℃ to +105 ℃ .
Max. processing Temp:	230 ℃ for 30-60 seconds. 260 ℃ for 10 seconds.
Mates with :	134,IDC Socket



RoHS Compliant

Profile 5.4mm Straight Type

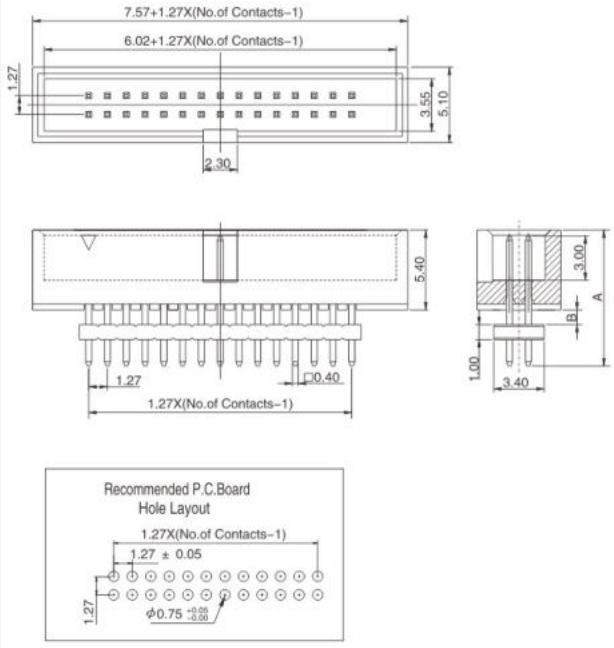

Profile 5.4mm SMT Type

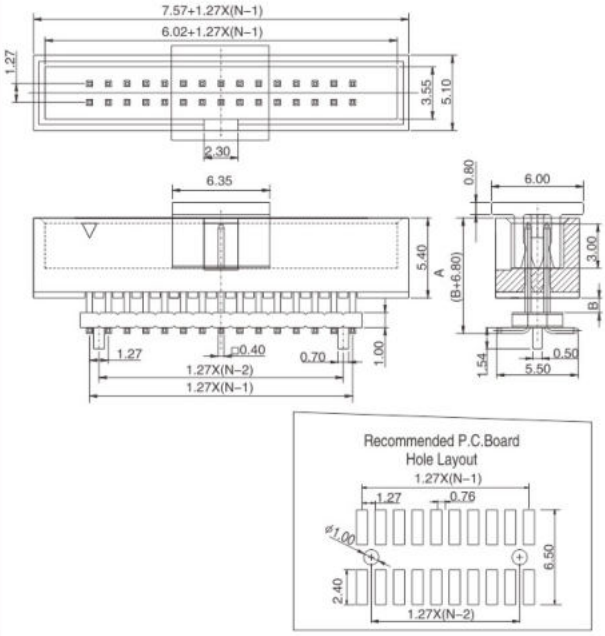

How to order

6 1 2 — 1 — □□□ — □ — □□ — □□ — □ — □ — □□

Serie-Nr. | Nr.of Contact. Type | Connector | Dimension | Plating | Cap | Packing | Location Peg

Nr. of Contact	Code
010-100	010-100

Connector Type	Code
Straight Type	1
SMT Type	2

Dimensions(Straight)		Code
A	B	
9.2	1.0	10
10.5	1.0	20
as request		XX
Eg.A=15.0 B=2.4 Code Nr.=15.0/2.4		

Dimensions(SMT)	Code
B	
1.0	10
1.5	20
as request	XX
Eg. B=2.4 Code Nr.=2.4	

Pick & Place Cap	Code
W/ Cap	1
W/O Cap	2
For SMT Type only	

Plating option	Code
Full gold flash plated	10
Tin plated	50
Selective gold flash plated	60
10u"Selective gold plated	610
15u"Selective gold plated	615
20u"Selective gold plated	620
30u"Selective gold plated	630

Packing Option	Code
Tube	1
Tape & Reel	2

Location Peg	Code
W/ Location Peg	10
W/O Location Peg	00
Only for SMT Type	

W.E.

378

Low Profile header 1.27mmx2.54mm

Technical Data :

Insulator Material:	High Temperature Thermoplastic,UL 94V-0.
Contact :	0.46x0.46mm
Contact Material:	copper alloy
Plating:	Au or Sn over Nickel
Current Rating :	1 Amp
Insulator resistance :	500 Megohms min
Dielectric withstanding :	AC 500V for 1 Minute
Operating Temperature:	-40 ℃ to +105 ℃
Max. processing Temp:	230 ℃ for 30-60 seconds. 260 ℃ for 10 seconds.
Mates with :	377, IDC Socket



RoHS Compliant

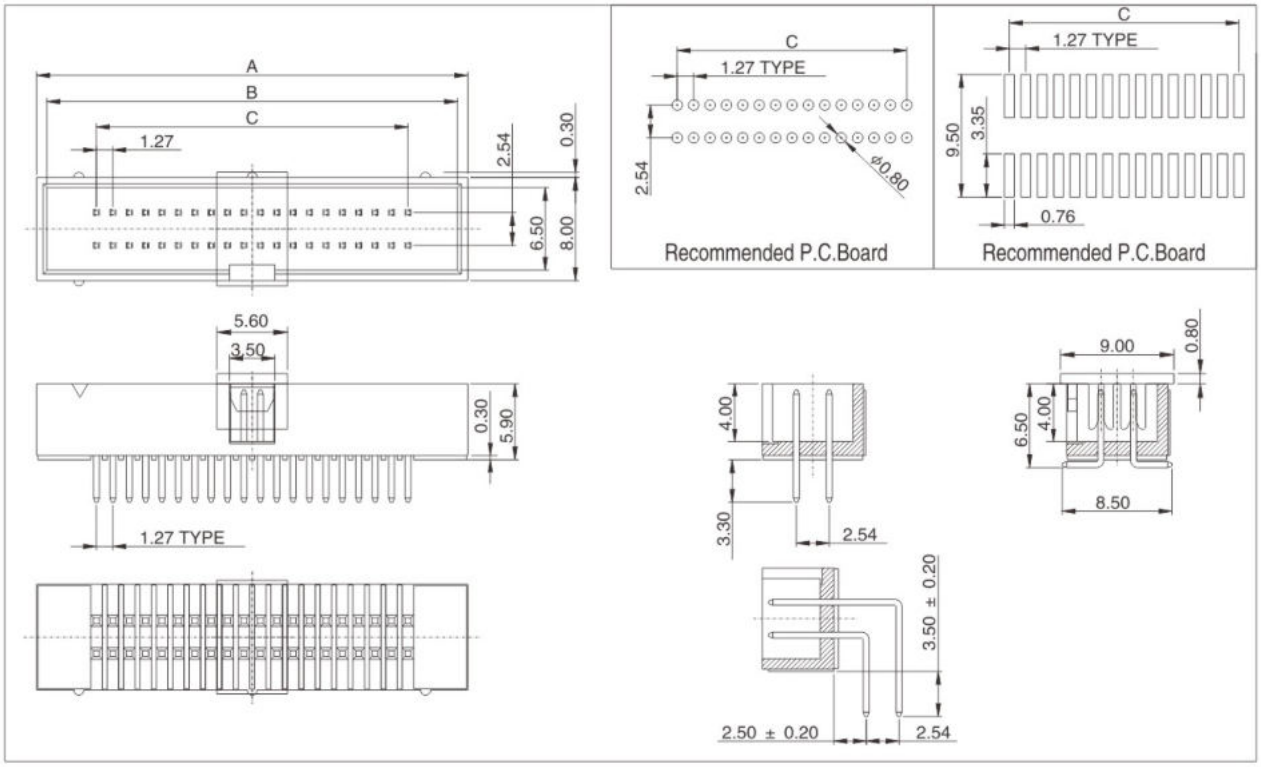

How to order

3	7	8	—			—			—			—		—	
Serie-Nr.				Nr.of Contact.			Connector Type			Plating			Cap Option		Packing Option

Nr.of contact	Dimensions(mm)			code
	A	B	C	
20	20.70	19.10	11.43	20
26	24.51	22.91	15.24	26
30	27.05	25.45	17.78	30
34	29.59	27.99	20.32	34
40	33.40	31.80	24.13	40

Nr.of contact	Dimensions(mm)			code
	A	B	C	
50	39.75	38.15	30.48	50
60	46.10	44.50	36.83	60
68	51.18	49.58	41.91	68
80	58.80	57.20	49.53	80
100	71.50	69.90	62.23	100

Connector Type	Code
Dip solder straight	1
Dip solder angle	2
SMT Style	3

Plating Option	Code
Gold plated	10
Tin plated	50
Selective gold flash plated	60
10u"Selective gold plated	610
15u"Selective gold plated	615
20u"Selective gold plated	620
30u"Selective gold plated	630

Cap option	Code
W/ Cap	1
W/O Cap	2
For SMT Type only	

Packing Option	Code
Tube	1
Tape & Reel	2

W.E.

378–1

Low Profile header 1.27mmx2.54mm

Technical Data :

Insulator Material:	High Temperature Thermoplastic,UL 94V–0.
Contact :	0.46x0.46mm
Contact Material:	copper alloy
Plating:	Au or Sn over Nickel
Current Rating :	1 Amp
Insulator resistance :	500 Megohms min
Dielectric withstanding :	AC 500V for 1 Minute
Operating Temperature:	–40 ℃ to +105 ℃ .
Max. processing Temp:	230 ℃ for 30–60 seconds. 260 ℃ for 10 seconds.
Mates with :	377,IDC Socket



RoHS Compliant

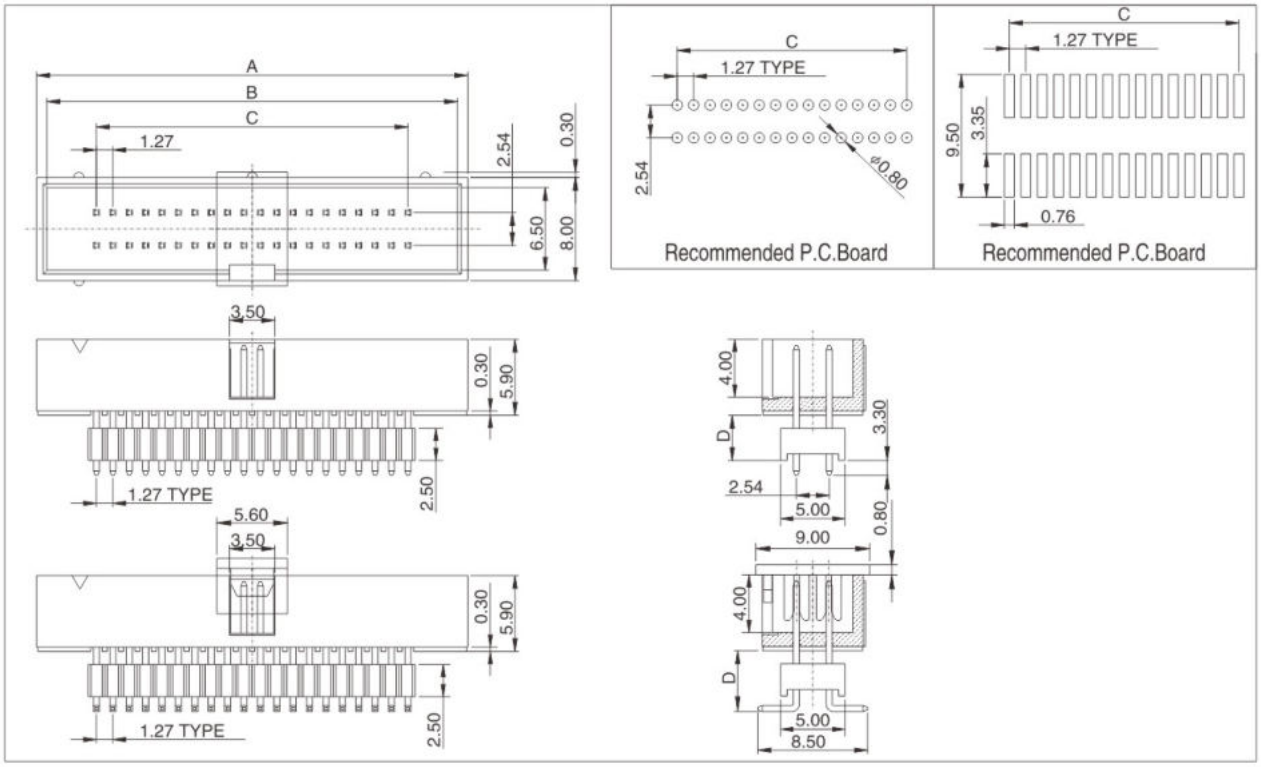

How to order

3	7	8	–	1	–			–			–			–			–			–	
Serie–Nr.						Nr.of Contact.			Connector Type			Dimensions "D"			Plating			Cap option		Packing option	

Nr.of contact	Dimensions(mm) A	B	C	code
20	20.70	19.10	11.43	20
26	24.51	22.91	15.24	26
30	27.05	25.45	17.78	30
34	29.59	27.99	20.32	34
40	33.40	31.80	24.13	40

Nr.of contact	Dimensions(mm) A	B	C	code
50	39.75	38.15	30.48	50
60	46.10	44.50	36.83	60
68	51.18	49.58	41.91	68
80	58.80	57.20	49.53	80
100	71.50	69.90	62.23	100

Connector Type	Code
Dip solder straight	1
SMT Style	2

Dimensions "D"	Code
As request For Eg. D=4.05 Code Nr.= 4.05	XX

Plating Option	Code
Gold plated	10
Tin plated	50
Selective gold flash plated	60
10u"Selective gold plated	610
15u"Selective gold plated	615
20u"Selective gold plated	620
30u"Selective gold plated	630

Cap option	Code
W/ Cap	1
W/O Cap	2
For SMT Type only	

Packing Option	Code
Tube	1
Tape & Reel	2

W.E.

600–5,600–6

Pin–Header–Strips–Double row–1.27mmx1.27mm pitch–Right angle

Technical Data :

Insulator Material:	High Temperature Thermoplastic,UL 94V–0.
Contact :	0.40x0.40mm
Contact Material:	copper alloy
Plating:	Au or Sn over Nickel
Current Rating :	1 Amp
Insulator resistance :	500 Megohms min
Dielectric withstanding :	AC 500V for 1 Minute
Operating Temperature:	–40 ℃ to +105 ℃ .
Max. processing Temp:	230 ℃ for 30–60 seconds. 260 ℃ for 10 seconds.
Mates with :	606–1,613 and 1.27mm Female header



RoHS Compliant

600–5 serie 1.27mmx1.27mm

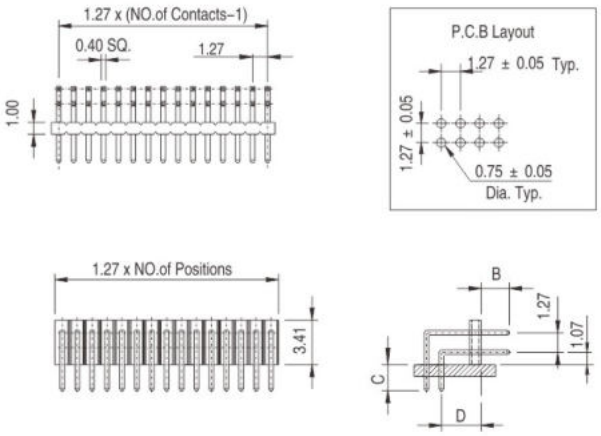

600–6 Dual Body

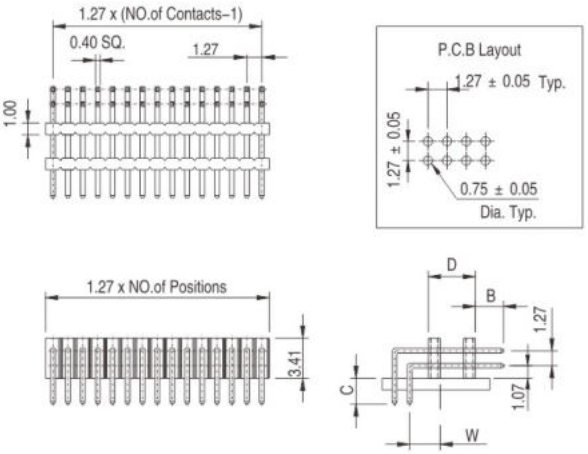

How to order

6	0	0	–	5	–			–				–		
6	0	0	–	6	–			–				–		

Serie–Nr. Terminal code Nr. of contact Plating option

Terminal code (600–5)	Dimensions(mm)		
	B	C	D
12	2.80	2.60	3.5
13	4.00	2.60	3.5
14	6.00	2.60	3.5
as request			
FOR Eg. B=1.65,C=2.29,D=4.0			
CODE Nr.=1.65/2.29/4.0			

Terminal code (600–6)	Dimensions(mm)			
	B	C	D	W
12	2.20	2.00	4.00	2.6
13	2.20	2.00	4.70	2.6
XXX/XX/XX	as request			
FOR Eg. B=3.05,C=2.1,D=4.1,W=2.9				
CODE Nr.=3.05/2.1/4.1/2.9				

Number of contact	Code
04~100	04~100

Plating option	Code
Full gold flash plated	10
Tin plated	50
Selective gold flash plated	60
10u"Selective gold plated	610
15u"Selective gold plated	615
20u"Selective gold plated	620
30u"Selective gold plated	630

W.E.

600–7

Pin–Header–Strips–Single/Double row–1.27mmx1.27mm pitch–Right angle

Technical Data :

Insulator Material:	High Temperature Thermoplastic,UL 94V–0.
Contact :	0.40x0.40mm
Contact Material:	copper alloy
Plating:	Au or Sn over Nickel
Current Rating :	1 Amp
Insulator resistance :	500 Megohms min
Dielectric withstanding :	AC 500V for 1 Minute
Operating Temperature:	–40 ℃ to +105 ℃ .
Max. processing Temp:	230 ℃ for 30–60 seconds. 260 ℃ for 10 seconds.
Mates with :	606–1,613 and 1.27mm Female header



RoHS Compliant

600–7 Dual Body

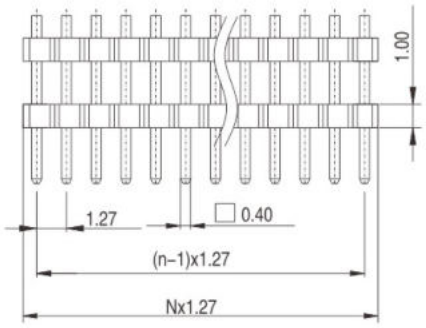

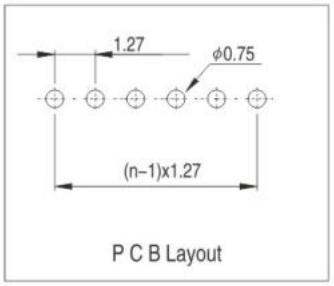

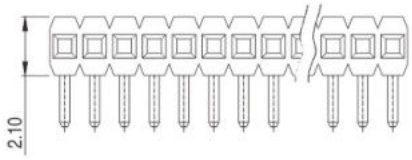

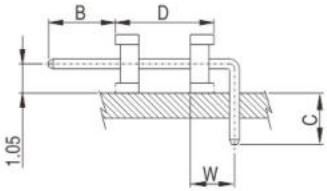

How to order

6 0 0 – 7 – □□ – □□□ – □□

Serie–Nr. | Terminal code | Nr. of contact | Plating option

Terminal code	Dimensions(mm)			
	B	C	D	W
12	2.20	2.00	4.00	2.6
13	2.20	2.00	4.70	2.6
XXX/XX/XX	as request			
FOR Eg. B=3.05,C=2.1,D=4.1,W=2.9				
CODE Nr.=3.05/2.1/4.1/2.9				

Number of contact	Code
04~100	04~100

Plating option	Code
Full gold flash plated	10
Tin plated	50
Selective gold flash plated	60
10u"Selective gold plated	610
15u"Selective gold plated	615
20u"Selective gold plated	620
30u"Selective gold plated	630

W.E.

600–3,600–4

Pin–Header–Strips–Single/Double row –1.27mm pitch–Right angle

Technical Data :

Insulator Material:	High Temperature Thermoplastic,UL 94V–0.
Contact :	0.46x0.46mm
Contact Material:	copper alloy
Plating:	Au or Sn over Nickel
Current Rating :	1 Amp
Insulator resistance :	500 Megohms min
Dielectric withstanding :	AC 500V for 1 Minute
Operating Temperature:	–40 ℃ to +105 ℃ .
Max. processing Temp:	230 ℃ for 30–60 seconds. 260 ℃ for 10 seconds.
Mates with :	317,377,603,604



RoHS Compliant

600–3serie

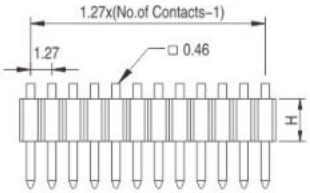

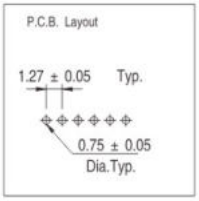

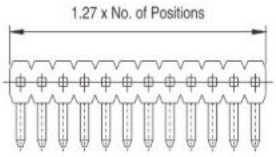

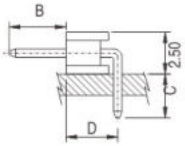

600–4 serie
1.27mmx2.54mm

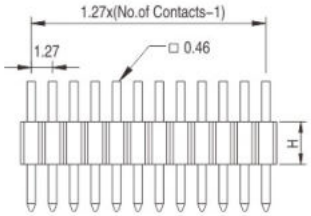

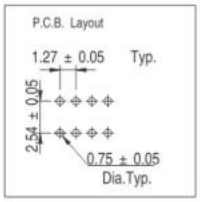

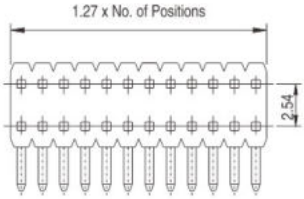

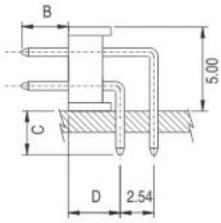

How to order

6	0	0	–	3	–			–				–			–		
6	0	0	–	4	–			–				–			–		
		Serie–Nr.				Terminal code			Nr. of contact				Connector Type			Plating option	

Terminal code	Dimensions(mm)		
	B	C	D
12	2.80	2.60	3.9
13	4.00	2.60	3.9
14	6.00	2.60	3.9
As request :			
FOR Eg. B=1.65, C=2.29,D=4.0			
CODE Nr.=1.65/2.29/4.0			

Number of contact		Code
02~40 poles	single	02~40
04~100 poles	Double	04~100

Connector Type	Code
Profile H 1.7mm,single row	10
Profile H 2.54mm,single row	11
Profile H 2.54mm,double row	20

Plating option	Code
Full gold flash plated	10
Tin plated	50
Selective gold flash plated	60
10u"Selective gold plated	610
15u"Selective gold plated	615
20u"Selective gold plated	620
30u"Selective gold plated	630

W.E.

600

Pin header strip 1.27mm pitch

Technical Data :

Insulator Material:	High Temperature Thermoplastic,UL 94V-0.
Contact :	0.46x0.46mm
Contact Material:	copper alloy
Plating:	Au or Sn over Nickel
Current Rating :	1 Amp
Insulator resistance :	500 Megohms min
Dielectric withstanding :	AC 500V for 1 Minute
Operating Temperature:	-40 ℃ to +105 ℃ .
Max. processing Temp:	230 ℃ for 30-60 seconds. 260 ℃ for 10 seconds.
Mates with :	317,377,603,604



RoHS Compliant

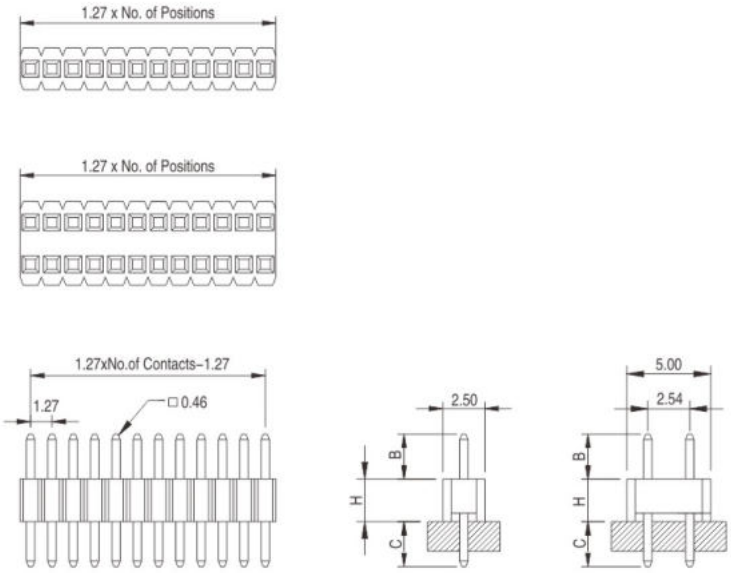

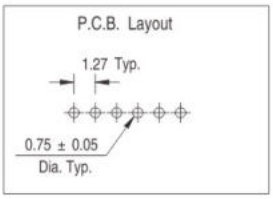

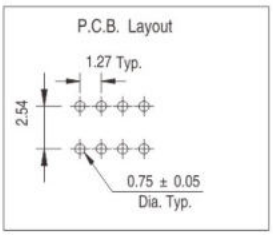

How to order

6	0	0	—				—		—			—				—			
Serie-Nr.				Nr.of Contact.				Nr.of Row		Connector Type			Dimension				Plating option		

Nr. of Contact	Code
single Row Max.50 contacts	002-050
Double Row Max. 100 contacts	002-100

Nr.of Row	Code
Single Row straight	1
Double Row straight	2

Connector Type	Code
Insulator Height:1.7-1*50	10
Insulator Height:2.54-1*50	11
Insulator Height:2.54-2*50	20

Dimensions		Code	Dimensions		Code	Dimensions		Code
B	C		B	C		B	C	
2.8	2.6	10	4.83	3.05	60	10.29	3.05	65
6.0	3.0	20	5.21	3.05	61	10.92	3.05	66
5.84	3.05	30	7.24	3.05	62	12.32	3.05	67
2.54	3.05	40	8.51	3.05	63	13.59	3.05	68
5.84	4.45	50	9.91	3.05	64	15.37	3.05	69

as request :
FOR Eg. B=2.8 ,C=2.6
CODE Nr.=2.8/2.6

Plating option	Code
Full gold flash plated	10
Tin plated	50
selective gold flash plated	60
10u" Selective gold plated	610
15u" Selective gold plated	615
20u" Selective gold plated	620
30u" Selective gold plated	630

W.E.

602

Pin header strips 1.27mm pitch Dual body Type

Technical Data :

Insulator Material:	High Temperature Thermoplastic,UL 94V-0.
Contact :	0.46x0.46mm
Contact Material:	copper alloy
Plating:	Au or Sn over Nickel
Current Rating :	1 Amp
Insulator resistance :	500 Megohms min
Dielectric withstanding :	AC 500V for 1 Minute
Operating Temperature:	-40 ℃ to +105 ℃ .
Max. processing Temp:	230 ℃ for 30-60 seconds. 260 ℃ for 10 seconds.
Mates with :	317,377,603,604



RoHS Compliant

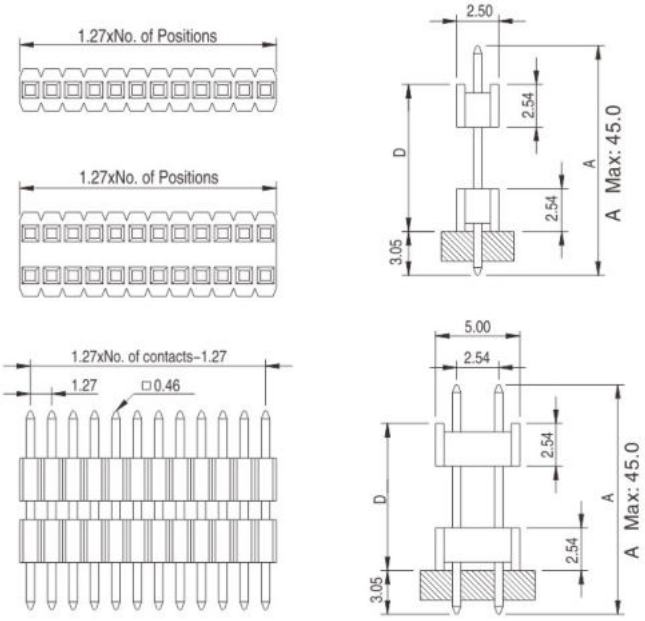

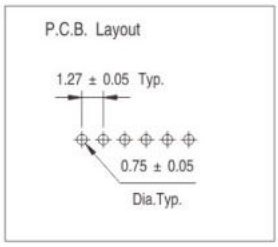

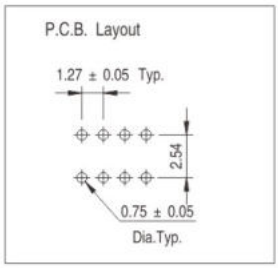

How to order

6	0	2	—				—			—			—		
Serie-Nr.				Nr.of Contact.		Nr.of Row		Dimension A			Stacker height D			Plating	

Number of contact	Code
Max.single 50 contacts	002-050
Max.double 100 contacts	004-100

No.of Row	Code
Single Row	1
Double Row	2

Dimensions"A"	Code	Dimensions"A"	Code
11.00	10	15.88	62
11.43	20	16.51	63
10.41	30	17.91	64
10.80	40	19.18	65
12.83	50	20.96	66
14.10	60	26.67	67
15.49	61		
as request For Eg. A=13.0 Code Nr.=13.0			

Stacker height "D"	Code
Stacker height	xxx
For Eg. 5.08mm	5.08
For Eg. 6.35mm	6.35

Plating option	Code
Full gold flash plated	10
Tin plated	50
Selective gold flash plated	60
10u"Selective gold plated	610
15u"Selective gold plated	615
20u"Selective gold plated	620
30u"Selective gold plated	630

W.E.

601

Pin header strip 1.27mm pitch SMT Type

Technical Data :

Insulator Material:	High Temperature Thermoplastic,UL 94V-0.
Contact :	0.46x0.46mm
Contact Material:	copper alloy
Plating:	Au or Sn over Nickel
Current Rating :	1 Amp
Insulator resistance :	500 Megohms min
Dielectric withstanding :	AC 500V for 1 Minute
Operating Temperature:	-40 ℃ to +105 ℃ .
Max. processing Temp:	230 ℃ for 30-60 seconds. 260 ℃ for 10 seconds.
Mates with :	317,377,603,604



RoHS Compliant

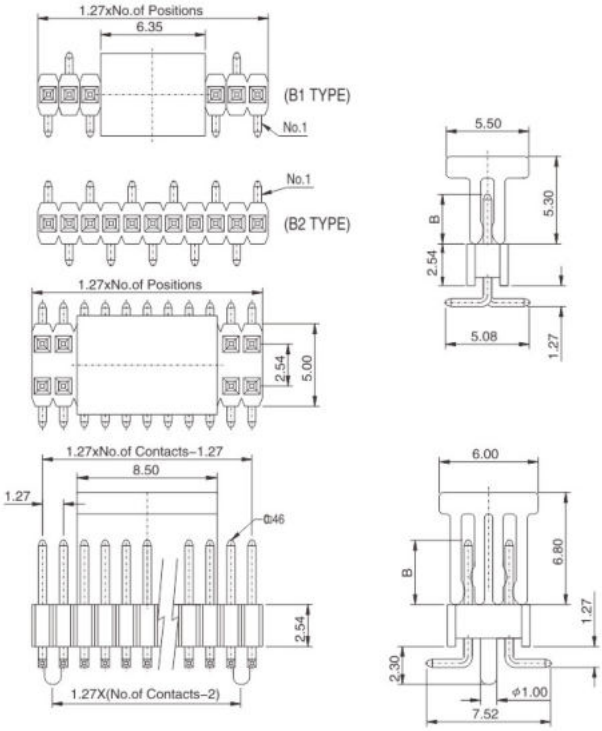

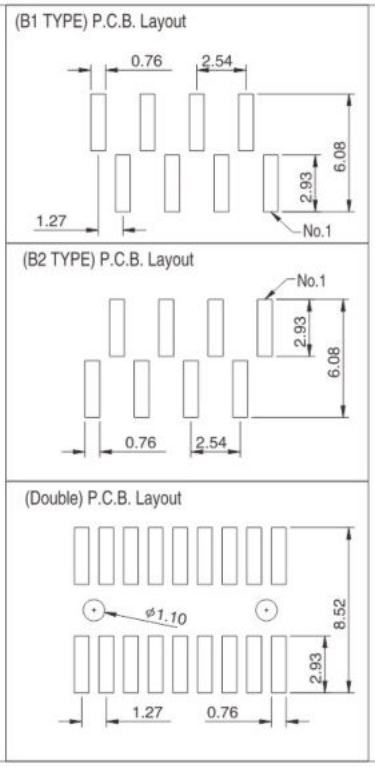

How to order

6	0	1	—				—		—			—		—		—	
Serie-Nr.				Nr.of Contact.				Nr.of Row		Dimension			Plating		Pad		Packing		Peg

Nr. of Contact	Code
Single Row Max. 40 contacts	002-040
Double Row Max. 100 contacts	004-100

Nr.of Row	Code
Single Row B1	1
Single Row B2	2
Double Row	3

Dimensions"B"	Code	Dimensions"B"	Code
2.80	10	5.21	61
6.00	20	7.24	62
5.84	30	8.51	63
2.54	40	9.91	64
3.18	50	10.29	65
4.83	60	10.92	66
as request For Eg. B=2.9 Code Nr.=2.9			

Plating option	Code
Full gold flash plated	10
Tin plated	50
Selective gold flash plated	60
10u"Selective gold plated	610
15u"Selective gold plated	615
20u"Selective gold plated	620
30u"Selective gold plated	630

Pick & Place Pad	Code
W/ CAP	1
W/O CAP	2

Packing option	Code
PVC Tube	1
Tapl & Reel	2

Location Peg	Code
W/ Peg	10
W/O Peg	00
For Double row only	

W.E.

601-1

Pin header strip 1.27mm X 2.54 pitch SMT Type

Technical Data :

Insulator Material:	High Temperature Thermoplastic,UL 94V-0.
Contact :	0.46x0.46mm
Contact Material:	copper alloy
Plating:	Au or Sn over Nickel
Current Rating :	1 Amp
Insulator resistance :	500 Megohms min
Dielectric withstanding :	AC 500V for 1 Minute
Operating Temperature:	-40 ℃ to +105 ℃ .
Max. processing Temp:	230 ℃ for 30-60 seconds. 260 ℃ for 10 seconds.
Mates with :	317,377,603,604



RoHS Compliant

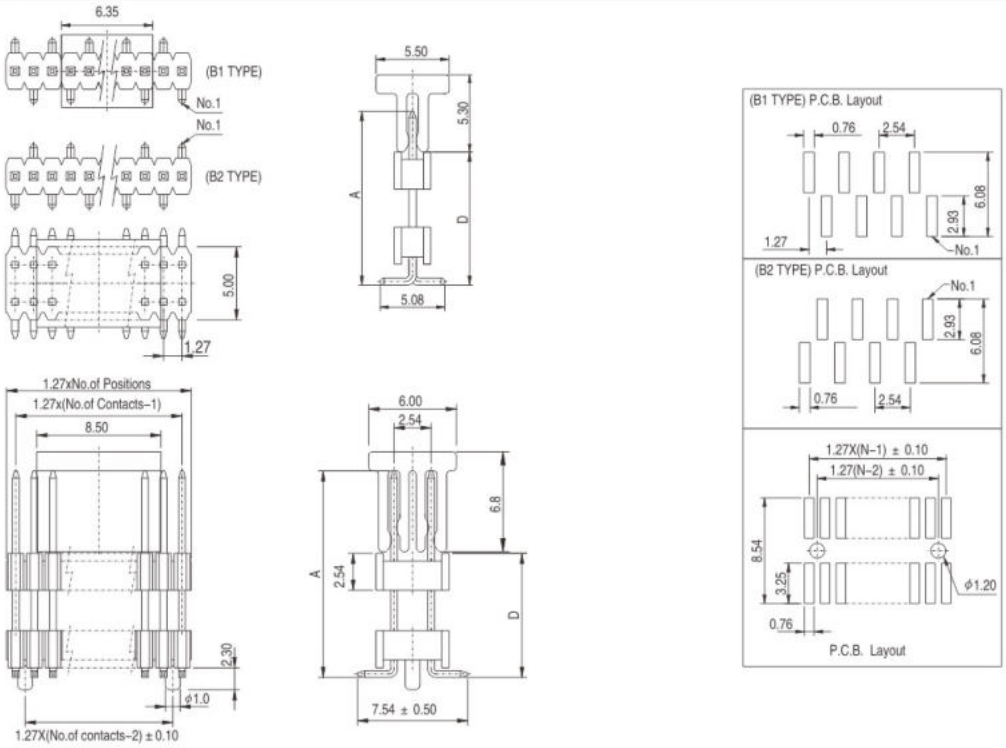

How to order

6	0	1	-	1	-					-			-			-			-			-	
Serie-Nr.						Nr.of contact		Nr.of Row		Dimension			Stacker	height	Plating			Pad		Packing		Peg	

Nr. of Contact	Code
Single Max.50 contacts	002-050
Double Max.100 contacts	004-100

Nr.of Row	Code
Single Row B1 Type	1
Single Row B2 Type	2
Double Row	3

Dimensions"A"	Code	Dimensions"A"	Code
7.30	10	12.83	24
8.38	20	13.46	25
9.78	21	14.86	26
11.05	22	15.62	27
12.45	23		
as request For Eg. A=10.2 Code Nr.=10.2			

Stacker height "D"	Code
Stacker height	xxx
For Eg. 5.08mm	5.08
For Eg. 6.35mm	6.35

Plating option	Code
Full gold flash plated	10
Tin plated	50
Selective gold flash plated	60
10u"Selective gold plated	610
15u"Selective gold plated	615
20u"Selective gold plated	620
30u"Selective gold plated	630

Pick & Place Pad	Code
W/ CAP	1
W/O CAP	2

Packing option	Code
PVC Tube	1
Tape & Reel	2

Location Peg	Code
W/ Peg	10
W/O Peg	00
For Double row only	

W.E.

314

Pin–Header–Strips–Single/Double/Triple/Four row –2.0 mm pitch

Technical Data :

Insulator Material:	High Temperature Thermoplastic,UL 94V–0
Contact :	0.50x0.50mm.
Contact Material:	copper alloy
Plating:	Au or Sn over Nickel
Current Rating :	1 Amp
Insulator resistance :	500 Megohms min.
Dielectric withstanding :	AC 500V for 1 Minute
Operating Temperature:	–40 ℃ to +105 ℃ .
Max. processing Temp:	230 ℃ for 30–60 seconds. 260 ℃ for 10 seconds.
Mates with :	136,316,618,618–1,620



RoHS Compliant

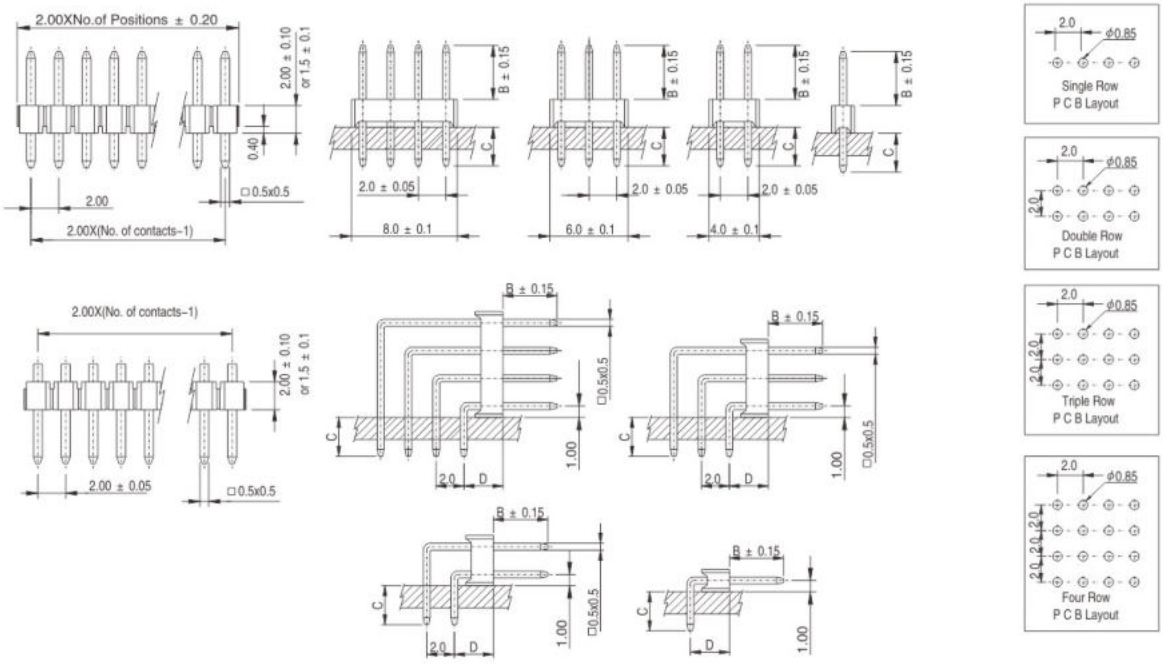

How to order

3	1	4	—	☐	☐	—	☐	☐	☐	—	☐	☐	—	☐
Serie–Nr.				Terminal	Version		Nr.of	Contact			Plating			Profile

Dimensions(mm)				Terminal Version	Code
A	B	C	D		
8.7	3.9	2.8		Single row 180°	10
8.7	3.9	2.8		Double row 180°	20
8.7	3.9	2.8		Triple row 180°	30
8.7	3.9	2.8		Four row 180°	40
	3.9	2.8	2.9	Single row R.A.	11
	3.9	2.8	2.9	Double row R.A.	21
	3.9	2.8	2.9	Triple row R.A.	31
	3.9	2.8	2.9	Four row R.A.	41
As request					XXX/XXX

FOR Eg. B=3.20,C=2.46,D=3.2 Single row 90°
CODE Nr. = 3.20/2.46/3.2/11

Number of contact		Code
40–poles	Single	02–040
80–poles	Double	04–080
120–poles	Triple	06–120
160–poles	Four	08–160

Profile	Code
Thickness of insulator : 1.5	1
Thickness of insulator : 2.0 (1&2 Row Only)	2

Plating option	Code
Full gold flash plated	10
Tin plated	50
Selective gold flash plated	60
10u"Selective gold plated	610
15u"Selective gold plated	615
20u"Selective gold plated	620
30u"Selective gold plated	630

W.E.

314PF

Pin–Header–Press–fit Double Row–2.00mm Pitch

Technical Data :

Insulator Material:	High Temperature Thermoplastic,UL 94V–0
Contact Material:	copper alloy
Plating:	Au or Sn over Nickel
Current Rating :	1 Amp
Insulator resistance :	500 Megohms min.
Dielectric withstanding :	AC 500V for 1 Minute
Operating Temperature:	–40 ℃ to +105 ℃ .
Max. processing Temp:	230 ℃ for 30–60 seconds. 260 ℃ for 10 seconds.



Mates with :

RoHS Compliant

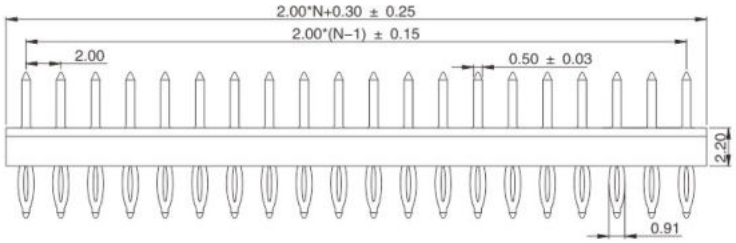

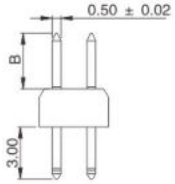

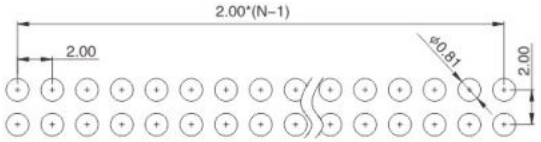

Recommended P.C.B layout

How to order

3	1	4	P	F	—			—				—		
Serie–Nr.						Terminal code			Nr. of contact				Plating option	

Number of contact	Code
04~80 Double	004~080

Terminal code	Dimensions(mm)
	B
1A	8.20
1B	3.20
1C	1.90
1D	1.65

Plating option	Code
Full gold flash plated	10
Tin plated	50
Selective gold flash plated	60
10u" Selective gold plated	610
15u" Selective gold plated	615
20u" Selective gold plated	620
30u" Selective gold plated	630

W.E.

616

Pin Header–Strip 2.0mm Pitch Vertical SMT Type

Technical Data :

Insulator Material:	High Temperature Thermoplastic,UL 94V–0
Contact :	0.50x0.50mm.
Contact Material:	copper alloy
Plating:	Au or Sn over Nickel
Current Rating :	1 Amp
Insulator resistance :	500 Megohms min.
Dielectric withstanding :	AC 500V for 1 Minute
Operating Temperature:	–40 ℃ to +105 ℃ .
Max. processing Temp:	230 ℃ for 30–60 seconds. 260 ℃ for 10 seconds.
Mates with :	136,316,618,618–1,620



RoHS Compliant

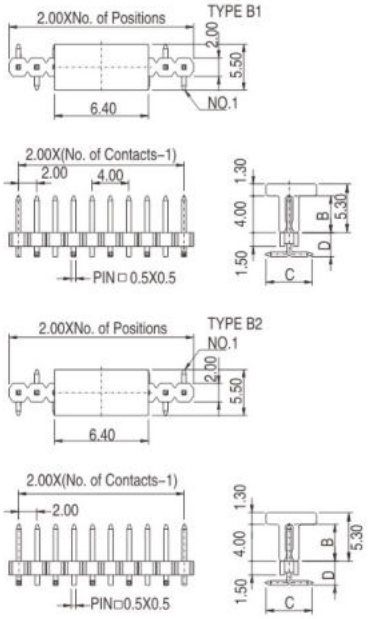

Length of the Cap Option (only for double row)	
04,(2XN)Pin (N=3,5,7,9...39)	L=6.1mm
2XN Pin (N=4,6,8,10...40)	L=8.1mm

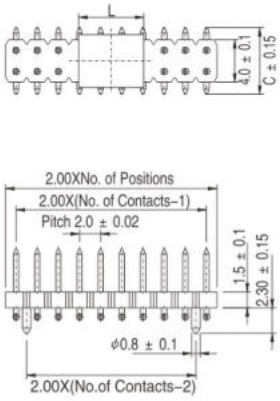

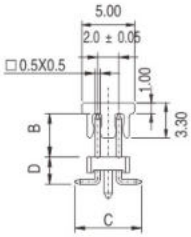



How to order

6	1	6	—	☐	☐	—	☐	☐	—	☐	☐	—	☐	☐	—	☐	—	☐	☐
Serie–Nr.				Nr.of Contact.			Nr.of Row			Dimension			Plating			Cap Option		Packing Option		Location peg	

Number of contact	Code
SINGLE Row 03–40 poles	03–40
Double Row 04–80 poles	04–80

Nr.of Row	Code
1–single B1 Type	11
2 Single B2 Type	12
3–Double	20

Dimension(mm)			Code
B	C	D	
4.0	7.0	2.6	10
4.0	6.0	2.6	20
As request : XX/XX/XX			
For EX. B=3.2, C=6.5, D=2.8			
CODE Nr.=3.2/6.5/2.8			

Plating option	Code
Gold flosh	10
Tin plated	50
Selective gold flosh	60
10u" selective gold plated	610
15u" selective gold plated	615
20u" selective gold plated	620
30u" selective gold plated	630

Pick & Place Pad	Code
W/ Cap	1
W/O Cap	2

Packing Option	Code
Tube	1
Tape & Reel	2

Location peg option	Code
W/ locating peg	10
W/O locating peg	00
For Double row only	

W.E.

615

PIN–Header–Strip–2.00mm pitch –dual boby type

Technical data :

Insulator Material :	High Temperature Thermoplastic,UL 94V–0
Contact:	0.50mm x 0.50mm
Contact Material :	copper alloy
plating:	Au or Sn over Nickel
Insulator resistance :	500 Megohms min.
Dielectric withstanding :	AC 500 V for 1 Minute
Operating Temperature :	–40 ° C to +105 ° C
Max. processing Temp:	230° C for 30–60 seconds. 260° C for 10 seconds.
Mates with :	136,316,618,618–1,620



RoHS Compliant

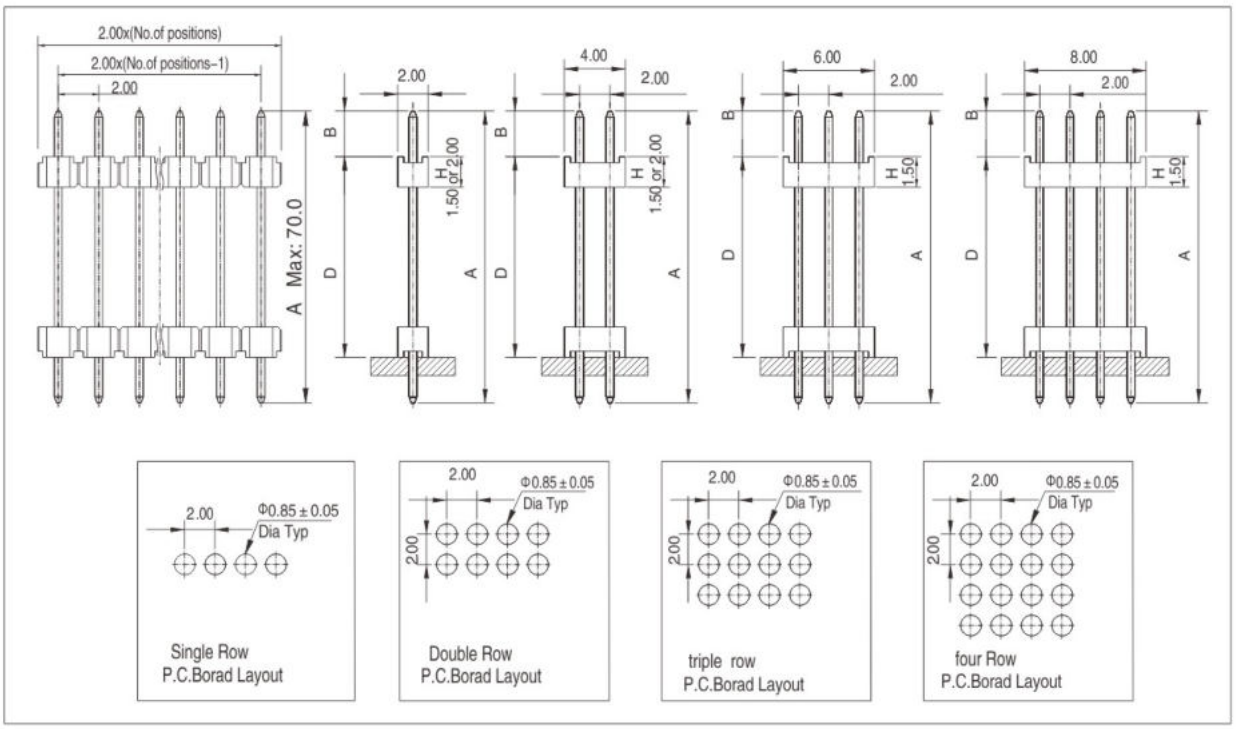

How to order

6	1	5	—	☐☐☐	—	☐☐	—	☐☐	—	☐☐☐	—	☐☐	—	☐☐
Serie–Nr.				Terminal version	Profile		Dimension A		Dimension B		Stackes Height		Nr.of Contact.	Plating

Terminal version	Code
Single Row	10
Double Row	20
triple row	30
four row	40

Profile: H	Code
1.5mm	1
2.0mm	2
triple/four row only for 1.5mm	

Dimension A	Code
14.30	01
8.20	02
9.60	03
13.60	04
14.10	05
15.10	06
17.10	07
19.10	08
21.10	09

Dimension A	Code
11.60	10
15.60	11
10.08	12
28.19	13
As Request	XX
FOR EG. A=11.50	
CODE NR. =11.50	
A Max=70.0mm	

Stackes Height D	Code
Stackes Height	XXX
FOR EG. D=7.50	750
FOR EG. D=6.35	635

Dimension B	Code
4.00	01
1.27	02
3.20	03
As Request	XX
FOR Eg. A=11.50	
CODE Nr. =11.50	

Number of contact	Code
Max. 40 poles Single	40
Max. 80 poles double	80
Max. 120 poles triple	120
Max. 160 poles four	160

Plating option	Code
Full gold flash plated	10
Tin plated	50
Selective gold flash plated	60
10u"Selective gold plated	610
15u"Selective gold plated	615
20u"Selective gold plated	620
30u"Selective gold plated	630

W.E.

615–1

Pin–Header–Strips–Single/Double row–2.00mm Right angle – Dual body type

Technical Data :

Insulator Material:	High Temperature Thermoplastic,UL 94V–0
Contact :	0.50x0.50mm.
Contact Material:	copper alloy
Plating:	Au or Sn over Nickel
Current Rating :	3 Amp
Insulator resistance :	500 Megohms min.
Dielectric withstanding :	AC 500V for 1 Minute
Operating Temperature:	–40 ℃ to +105 ℃ .
Max. processing Temp:	230 ℃ for 30–60 seconds. 260 ℃ for 10 seconds.
Mates with :	136,316,618,618–1,620



RoHS Compliant

Single Row

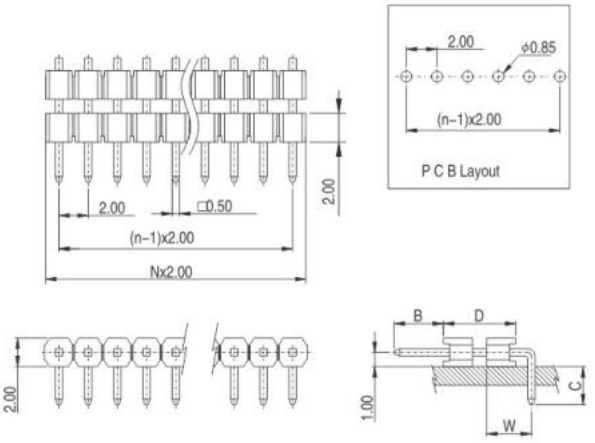

Double Row

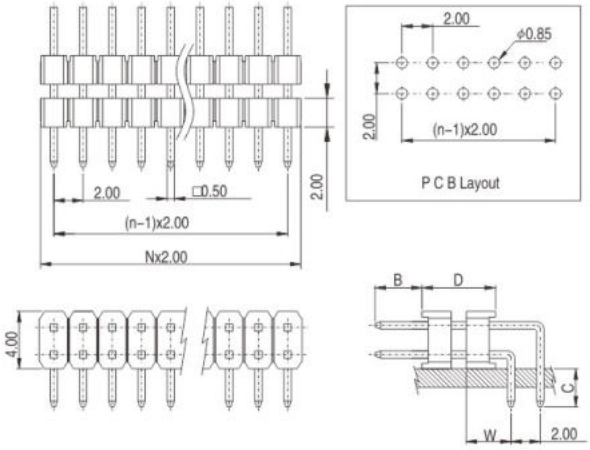

How to order

6	1	5	–	1	–			–				–		–		
Serie–Nr.						Terminal code			Nr. of contact				Nr.of row		Plating option	

Terminal code	Dimensions(mm)			
	B	C	D	W
12	4.00	3.30	6.50	3.90
13	4.20	3.30	6.80	3.90
XX/XX/XX	as request			
FOR Eg. B=4.65,C=3.2,D=6.2,W=4.1				
CODE Nr.=4.65/3.2/6.2/4.1				

Number of contact	Code
02–40 Single	02–40
04–80 Double	04–80

Number of Row	Code
Single Row	1
Double Row	2

Plating option	Code
Full gold flash plated	10
Tin plated	50
Selective gold flash plated	60
10u"Selective gold plated	610
15u"Selective gold plated	615
20u"Selective gold plated	620
30u"Selective gold plated	630

W.E.

615–2

Pin–Header–Strips–Single/Double row–2.00mm Right angle

Technical Data :

Insulator Material:	High Temperature Thermoplastic,UL 94V–0
Contact :	0.50x0.50mm.
Contact Material:	copper alloy
Plating:	Au or Sn over Nickel
Current Rating :	3 Amp
Insulator resistance :	500 Megohms min.
Dielectric withstanding :	AC 500V for 1 Minute
Operating Temperature:	–40 ℃ to +105 ℃ .
Max. processing Temp:	230 ℃ for 30–60 seconds. 260 ℃ for 10 seconds.
Mates with :	136,316,618,618–1,620



RoHS Compliant

Single Row

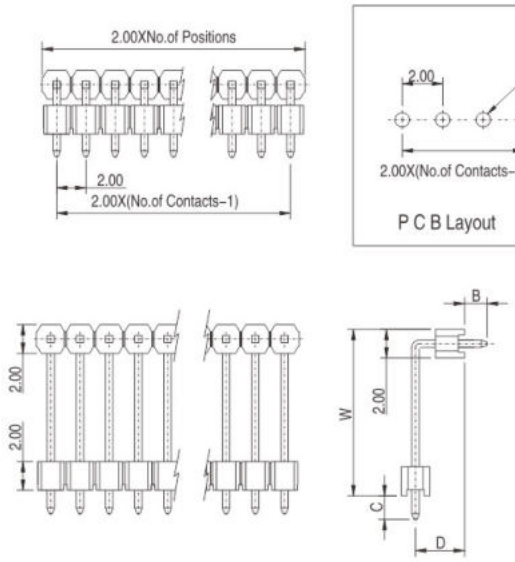

Double Row

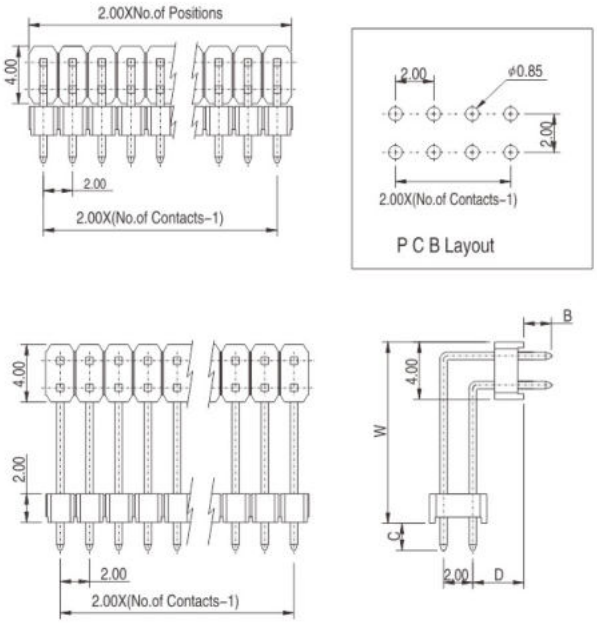

How to order

6	1	5	–	2	–	☐	☐	–	☐	☐	☐	–	☐	–	☐	☐
Serie–Nr.						Terminal code			Nr. of contact				Nr.of Row		Plating option	

Terminal code	Dimensions(mm)			
	B	C	D	W
12	4.00	3.30	3.90	8.60
13	4.20	3.30	3.90	9.70
XX/XX/XX	as request			
FOR Eg. B=4.40,C=3.1,D=5.8,W=12.3				
CODE Nr.=4.4/3.1/5.8/12.3				

Number of contact	Code
02–40 Single	02–40
04–80 Double	04–80

Number of Row	Code
Single Row	1
Double Row	2

Plating option	Code
Full gold flash plated	10
Tin plated	50
Selective gold flash plated	60
10u"Selective gold plated	610
15u"Selective gold plated	615
20u"Selective gold plated	620
30u"Selective gold plated	630

W.E.

616–1

Pin Header–Double Body Type SMT Type 2.0mm pitch

Technical Data :

Insulator Material:	High Temperature Thermoplastic,UL 94V–0
Contact :	0.50x0.50mm.
Contact Material:	copper alloy
Plating:	Au or Sn over Nickel
Current Rating :	1 Amp
Insulator resistance :	500 Megohms min.
Dielectric withstanding :	AC 500V for 1 Minute
Operating Temperature:	–40 ℃ to +105 ℃ .
Max. processing Temp:	230 ℃ for 30–60 seconds. 260 ℃ for 10 seconds.
Mates with :	136,316,618,620



RoHS Compliant

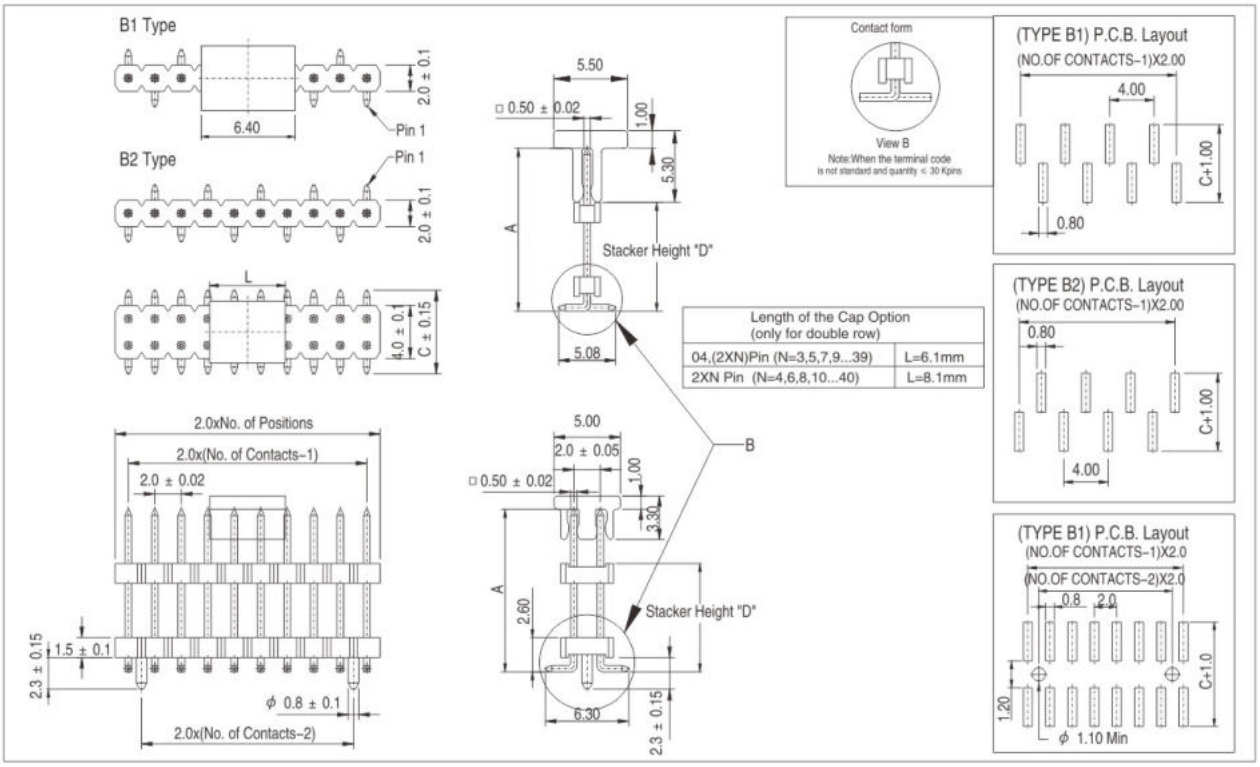

Length of the Cap Option (only for double row)	
04,(2XN)Pin (N=3,5,7,9...39)	L=6.1mm
2XN Pin (N=4,6,8,10...40)	L=8.1mm

How to order

6	1	6	–	1	–	□	□	□	–	□	□	–	□	□	□	–	□	□	–	□	□	–	□	□
Serie–Nr.		Serie–Nr.				Nr.of Contact.		Nr.of Row		Dimension			Stacker Height				Plating			Cap option		Packing Option		Location peg

Number of contact	Code
Double Row 04–80 poles	04–80

Number of Row	Code
Single Row B1 Type	1
Single Row B2 Type	2
Double Row	3

Dimension A	Code
10.70	01
7.85	02
11.86	03
12.37	04
15.37	05
17.35	06
9.86	07
As request	XXX
FOR Eg. A=11.25	
CODE Nr.=1125	

Stacker Height D	Code
Stacker Height	XXX
FOR Eg. D=6.35	635

Plating option	Code
Full gold flash plated	10
Tin plated	50
Selective gold flash plated	60
10u"Selective gold plated	610
15u"Selective gold plated	615
20u"Selective gold plated	620
30u"Selective gold plated	630

Pick & Place pad	Code
W/ Cap	1
W/O Cap	2

Packing option	Code
Tube	1
Tape & Reel	2

Location peg option	Code
W/location peg	10
W/O location peg	00
for double rows only	

W.E.

616–2

Pin header strip 2.0mm pitch Horizontal SMT Type Single Row

Technical Data :

Insulator Material:	High Temperature Thermoplastic,UL 94V–0
Contact :	0.50x0.50mm.
Contact Material:	copper alloy
Plating:	Au or Sn over Nickel
Current Rating :	1 Amp
Insulator resistance :	500 Megohms min.
Dielectric withstanding :	AC 500V for 1 Minute
Operating Temperature:	–40 ℃ to +105 ℃ .
Max. processing Temp:	230 ℃ for 30–60 seconds. 260 ℃ for 10 seconds.
Mates with :	136,316,618,618–1,619,620



RoHS Compliant

WITHOUT PEG

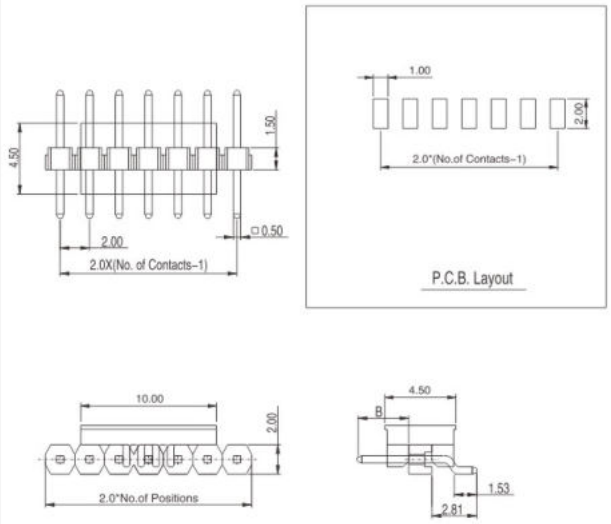

WITH PEG

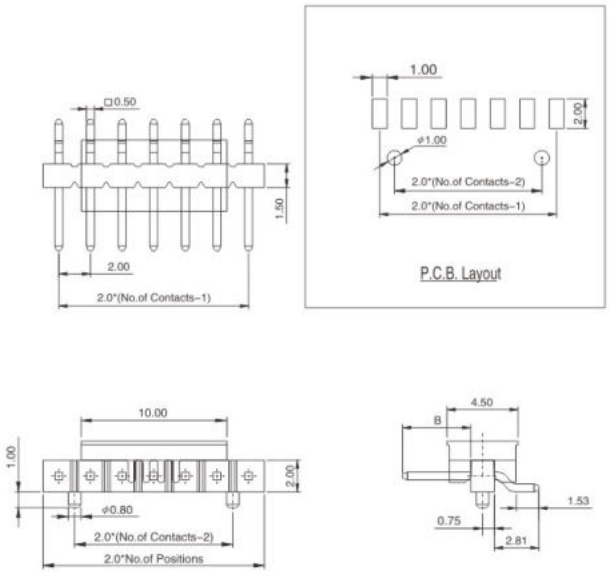

How to order

6	1	6	–	2	–			–			–			–			–			–			–		
Serie–Nr.						Terminal Code			Connector Type			Nr.of Contact			Plating			Cap Option		Packing Option			Location Peg	

Dimension(mm) B	Terminal Code
3.20	10
4.45	11
4.0	12
As requert	XX
FOR Eg. B=2.80	
CODE Nr. =2.80	

Connector Type	Code
Single Row	1

Nr.of Contact	Code
04~36–Poles Single	04~36

Plating option	Code
Full gold flash plated	10
Tin plated	50
Selective gold flash plated	60
10u"Selective gold plated	610
15u"Selective gold plated	615
20u"Selective gold plated	620
30u"Selective gold plated	630

Pick & Place pad	Code
W/ Cap	1
W/O Cap	2

Packing option	Code
Tube	1
Tape & Reel	2

Location peg	Code
W/ Location peg	10
W/O Location peg	00

W.E.

616-2

Pin header strip 2.0mm pitch Horizontal SMT Type Double Row

Technical Data :

Insulator Material:	High Temperature Thermoplastic,UL 94V-0
Contact :	0.50x0.50mm.
Contact Material:	copper alloy
Plating:	Au or Sn over Nickel
Current Rating :	1 Amp
Insulator resistance :	500 Megohms min.
Dielectric withstanding :	AC 500V for 1 Minute
Operating Temperature:	-40°C to +105°C.
Max. processing Temp:	230°C for 30-60 seconds. 260°C for 10 seconds.
Mates with :	136,316,618,618-1,619,620

RoHS Compliant

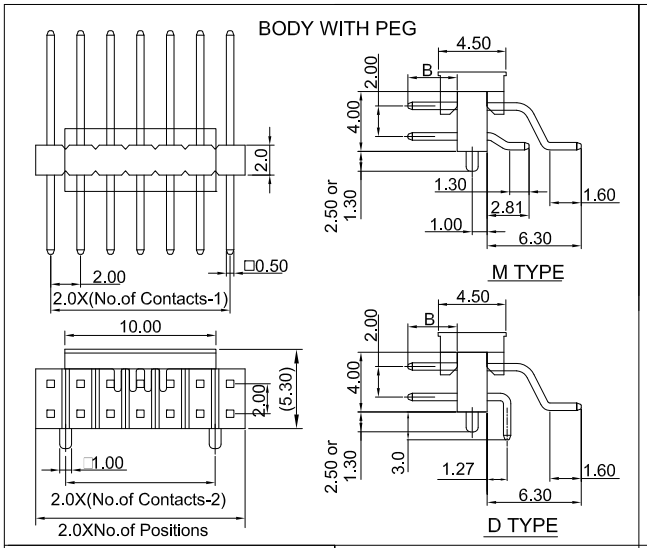

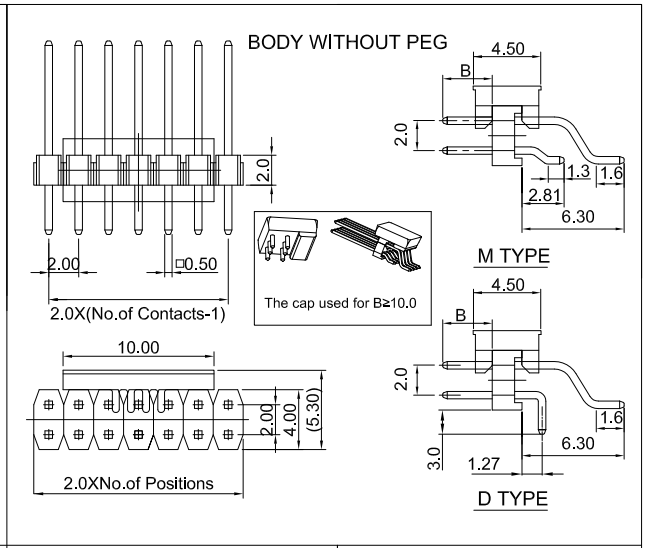

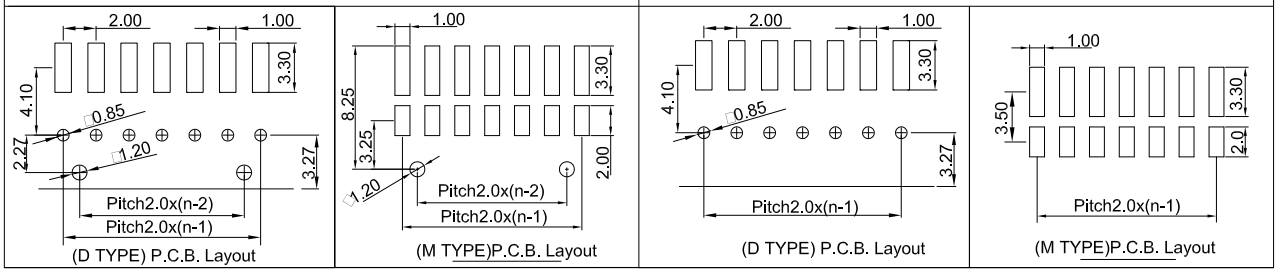

How to order

6 1 6 — 2 — □□ — □□ — □□ — □□ — □□ — □ — □ — □□

Serie-Nr. | Terminal Code | Connector Type | Nr.of Contact | Plating | Cap Option | Packing Option | Location Peg

Dimension(mm) B	Terminal Code
3.20	10
4.45	11
4.0	12
As requert	XX
FOR Eg. B=2.80	
CODE Nr. =2.80	

Connector Type	Code
Double Row M type	21
Double Row D type	22

Nr.of Contact	Code
06~72-Poles Double	06~72

Pick & Place pad	Code
W/ Cap	1
W/O Cap	2

Plating option	Code
Full gold flash plated	10
Tin plated	50
Selective gold flash plated	60
10u"Selective gold plated	610
15u"Selective gold plated	615
20u"Selective gold plated	620
30u"Selective gold plated	630

Packing option	Code
Tube	1
Tape & Reel	2

Location peg	Code
W/ Location peg height=2.50 (only packed with tube)	10
W/ Location peg height=1.30	11
W/O Location peg	00

W.E.

617

Pin–header–strips Height 4.0mm,2.0mm pitch Double Row Straight & Right Angle

Technical Data :

Insulator Material:	High Temperature Thermoplastic,UL 94V–0
Contact :	0.50x0.50mm.
Contact Material:	copper alloy
Plating:	Au or Sn over Nickel
Current Rating :	1 Amp
Insulator resistance :	500 Megohms min.
Dielectric withstanding :	AC 500V for 1 Minute
Operating Temperature:	–40 ℃ to +105 ℃ .
Max. processing Temp:	230 ℃ for 30–60 seconds. 260 ℃ for 10 seconds.
Mates with :	136,316,618,619,620



RoHS Compliant

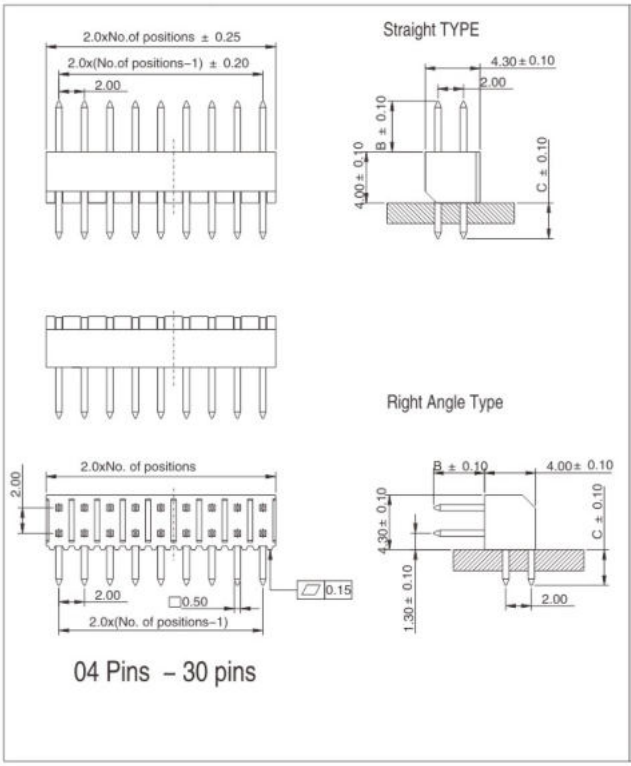

04 Pins – 30 pins

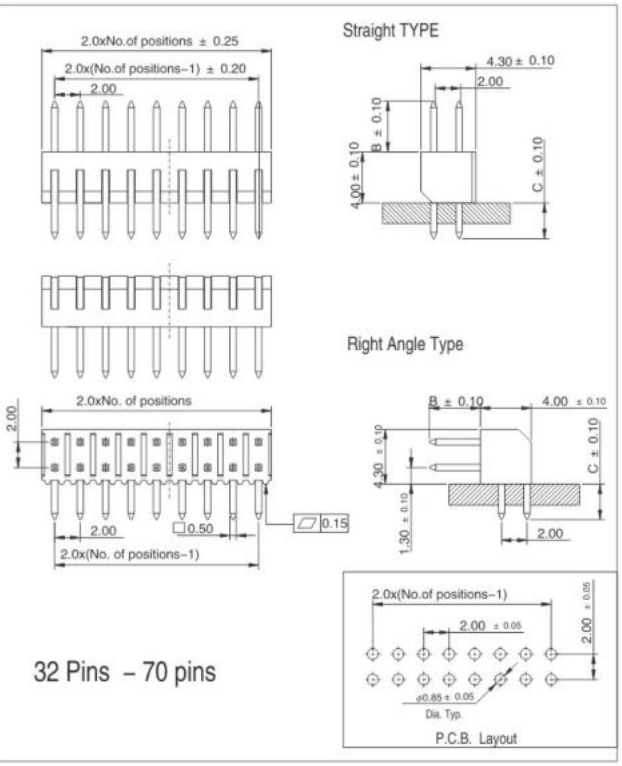

32 Pins – 70 pins

How to order

6 1 7 — □□ — □□ — □□ — □□

Serie–Nr. | Nr.of Contacts | Connector Type | Dimension | Plating

Number of contacts	Code
04–80 poles Double Row 2 X 2 – 2 X 35	04–70

Connector Type	Code
Straight	10
Right Angle	20

Dimension(mm)		Code
B	C	
4	2.8	10
As request for eg. B=5.0 C=3.0 Code Nr.=5.0/3.0		XX

Plating option	Code
Full gold flash plated	10
Tin plated	50
Selective gold flash plated	60
10u"Selective gold plated	610
15u"Selective gold plated	615
20u"Selective gold plated	620
30u"Selective gold plated	630

W.E.

635

Low Profile Header with straight & angle pins 2.0mm pitch

Technical Data :

Insulator Material:	High Temperature Thermoplastic,UL 94V-0
Contact :	0.50x0.50mm.
Contact Material:	copper alloy
Plating:	Au or Sn over Nickel
Current Rating :	1 Amp
Insulator resistance :	500 Megohms min.
Dielectric withstanding :	AC 500V for 1 Minute
Operating Temperature:	-40 ℃ to +105 ℃ .
Max. processing Temp:	230 ℃ for 30-60 seconds. 260 ℃ for 10 seconds.
Mates with :	343,IDC Socket



RoHS Compliant

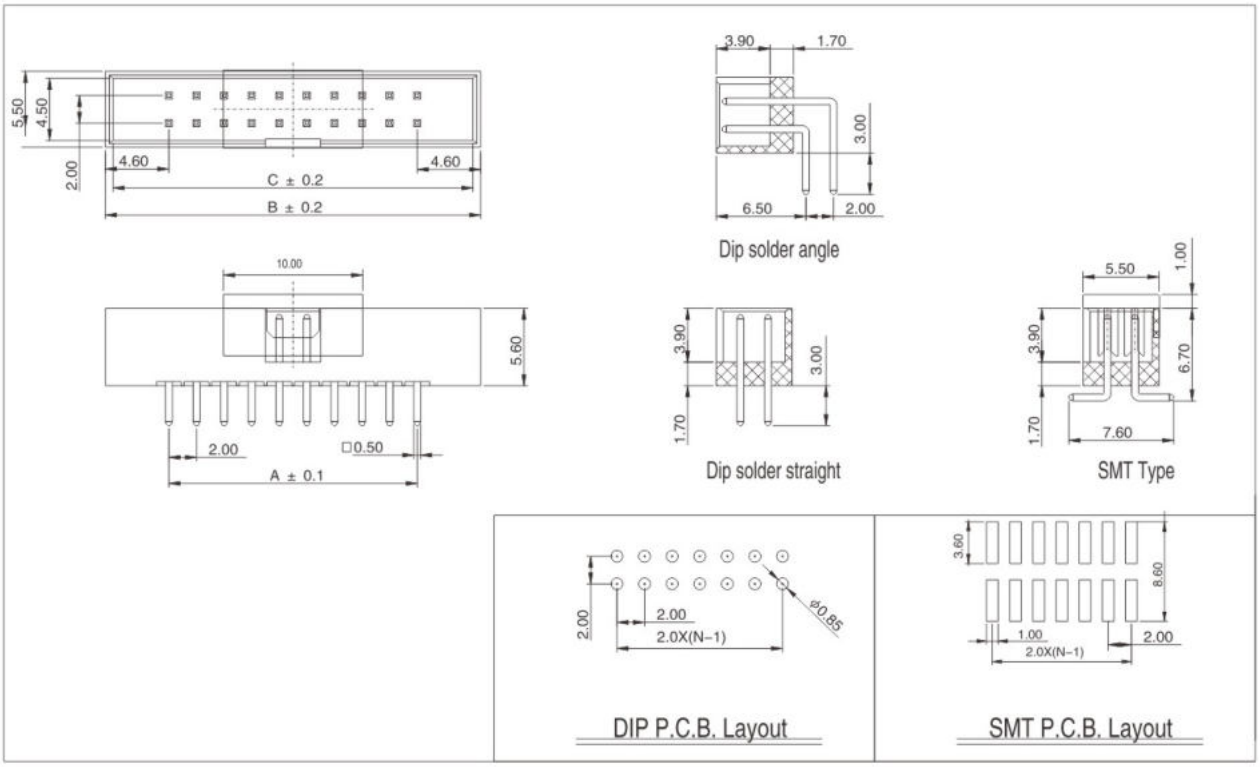

How to order

6	3	5	—	☐	☐	—	☐	—	☐	☐	—	☐	—	☐
Serie-Nr.				Nr.of Contact			Connector Type		Plating			Cap		Packing

Nr.of contact	Dimensions(mm)			Nr.of contact	Dimensions(mm)		
PIN	A	B	C	PIN	A	B	C
6	4.00	13.20	12.10	30	28.00	37.20	36.10
8	6.00	15.20	14.10	32	30.00	39.20	38.10
10	8.00	17.20	16.10	34	32.00	41.20	40.10
12	10.00	19.20	18.10	36	34.00	43.20	42.10
14	12.00	21.20	20.10	40	38.00	47.20	46.10
16	14.00	23.20	22.10	44	42.00	51.20	50.10
20	18.00	27.20	26.10	50	48.00	57.20	56.10
22	20.00	29.20	28.10	60	58.00	67.20	66.10
24	22.00	31.20	30.10	64	62.00	71.20	70.10
26	24.00	33.20	32.10	68	66.00	75.20	74.10

Connector Type	Code
Dip solder straight	1
Dip solder angle	2
SMT Type	3

Plating option	Code
Full gold flash plated	10
Tin plated	50
Selective gold flash plated	60
10u"Selective gold plated	610
15u"Selective gold plated	615
20u"Selective gold plated	620
30u"Selective gold plated	630

Cap option	Code
W/ Cap	1
W/O Cap	2
For SMT Type only	

Packing Option	Code
Tube	1
Tape & Reel	2
Tray	3

W.E.

614

2.0mmX2.0mm Shrouded Stacker

Technical Data :

Insulator Material:	High Temperature Thermoplastic,UL 94V-0
Contact :	0.50x0.50mm.
Contact Material:	copper alloy
Plating:	Au or Sn over Nickel
Current Rating :	1 Amp
Insulator resistance :	500 Megohms min.
Dielectric withstanding :	AC 500V for 1 Minute
Operating Temperature:	-40 ℃ to +105 ℃ .
Max. processing Temp:	230 ℃ for 30-60 seconds. 260 ℃ for 10 seconds.
Mates with :	343 IDC Socket



RoHS Compliant

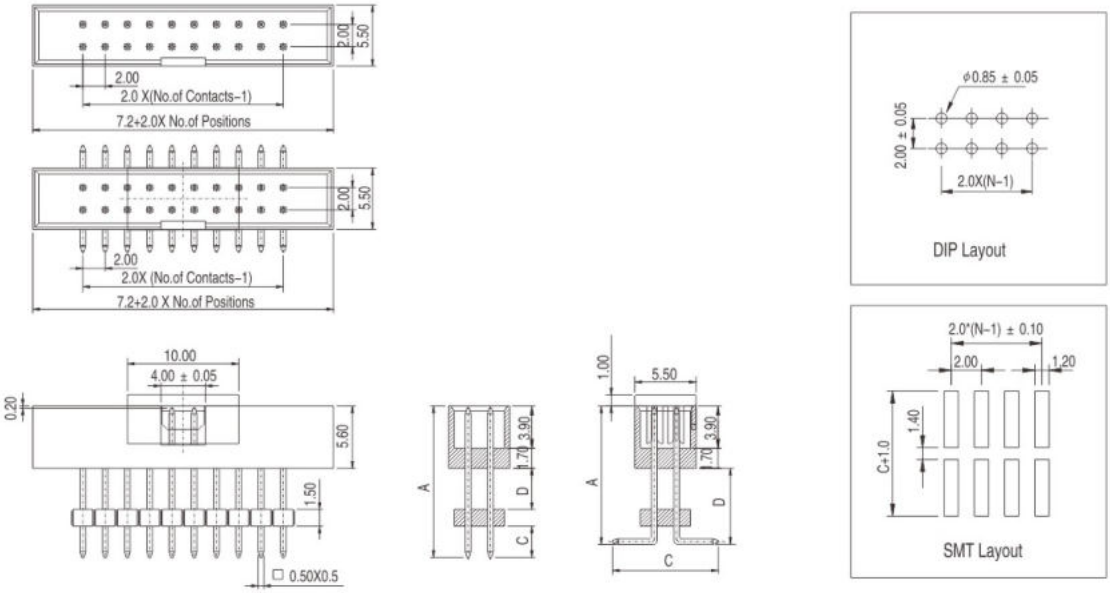

How to order

6	1	4	—			—			—				—			—		—	
Serie-Nr.				Nr.of Contact			Connect Type			Dimension				Plating			Cap option		Packing option

Number of contact	Code
06~68	06~68

Connector type	Code
Dip 180 °	1
SMT Type	3

Dimensions(mm)		Dip	SMT	code
A	D	C		
13.60	3.70	2.80	9.00	10
13.80	3.90	2.80	9.00	20
AS request		XXX/XX/XX		
FOR Eg. A=14.2 D=5.8 C=9.50				
CODE Nr.=14.2/5.8/9.50				

Plating option	Code
Full gold flash plated	10
Tin plated	50
Selective gold flash plated	60
10u"Selective gold plated	610
15u"Selective gold plated	615
20u"Selective gold plated	620
30u"Selective gold plated	630

Cap option	Code
W/ Cap	1
W/O Cap	2
For SMT Type only	

Packing option	Code
Tube	1
Tape & Reel	2

W.E.

632BN

Ejector Header Dip/SMT Type,pitch 2.00mm

Technical Data :

Insulator Material:	High Temperature Thermoplastic,UL 94V-0
Contact :	0.50x0.50mm.
Contact Material:	copper alloy
Plating:	Au or Sn over Nickel
Current Rating :	1 Amp
Insulator resistance :	500 Megohms min.
Dielectric withstanding :	AC 500V for 1 Minute
Operating Temperature:	-40°C to +105°C.
Max. processing Temp:	230°C for 30-60 seconds. 260°C for 10 seconds.
Mates with :	343 IDC socket



RoHS Compliant

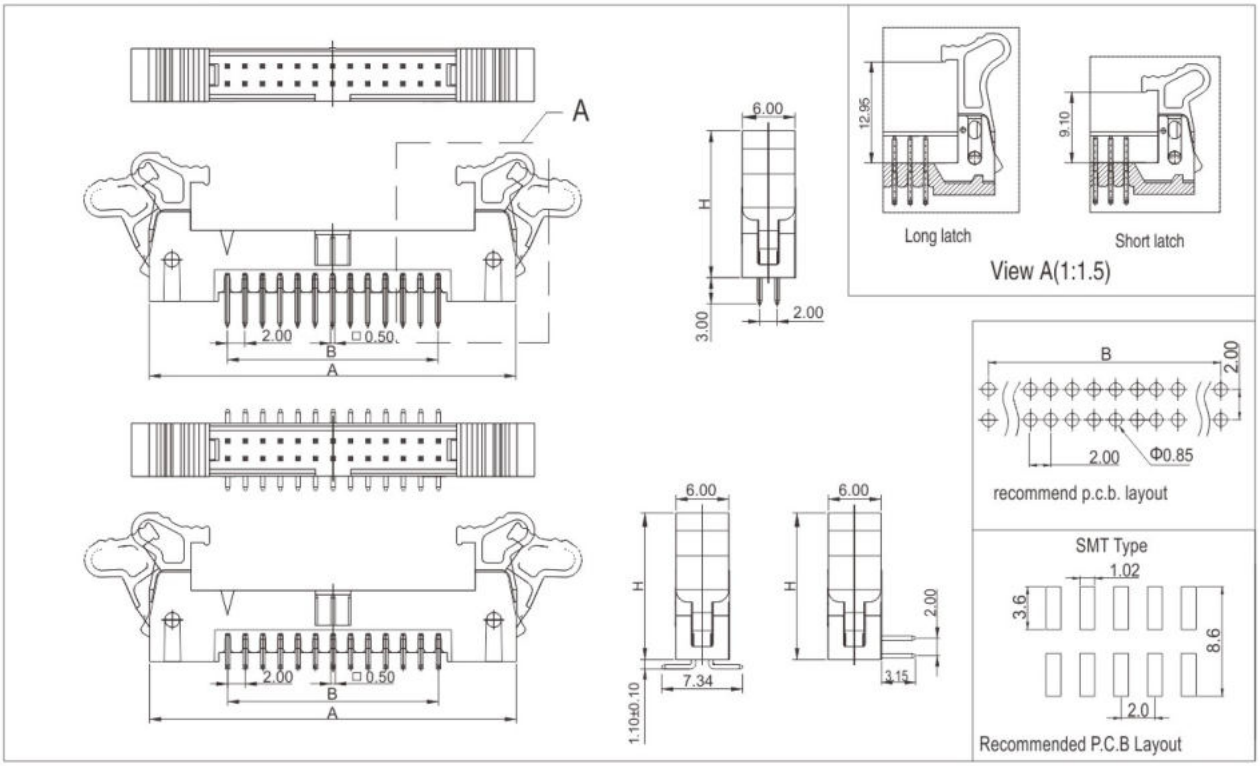

How to order

6 3 2 B N — [ ][ ] — [ ] — [ ][ ] — [ ][ ]

Serie-Nr. | Nr.of contact | Connect. Type | Latch Lever | Plating

Nr. of contact	Dimensions(mm) A	Dimensions(mm) B	Nr. of contact	Dimensions(mm) A	Dimensions(mm) B
10	25.70	8.00	30	45.70	28.00
12	27.70	10.00	32	47..70	30.00
14	29.70	12.00	34	49.70	32.00
16	31.70	14.00	40	55.70	38.00
20	35.70	18.00	44	59.70	42.00
22	37.70	20.00	50	65.70	48.00
24	39.70	22.00	68	83.70	66.00
26	41.70	24.00			

Connector type	Code
Dip solder straight	1
Dip solder 90°	2
SMT Type	3

Latch lever options	Profile:H	Code
With short latches	16.95	10
With long latches	20.80	20

Platingoption	Code
gold plated	10
Selective gold flash plated	60
10u"Selective gold plated	610
15u"Selective gold plated	615
20u"Selective gold plated	620
30u"Selective gold plated	630

W.E.

152,152–DB

Pin–Header–Strips Single Row with round contact 2.54 mm pitch

Technical Data :

Insulator Material:	High Temperature Thermoplastic,UL 94V–0
Contact :	ϕ0.50mm
Contact Material:	copper alloy
Plating:	Au or Sn over Nickel
Current Rating :	3 Amp
Insulator resistance :	5000 Megohms min.
Dielectric withstanding :	AC 500V for 1 Minute
Operating Temperature:	–40 ℃ to +105 ℃ .
Max. processing Temp:	230 ℃ for 30–60 seconds. 260 ℃ for 10 seconds.
Mates with :	2.54mm Pitch PCB connector



RoHS Compliant

152 serie

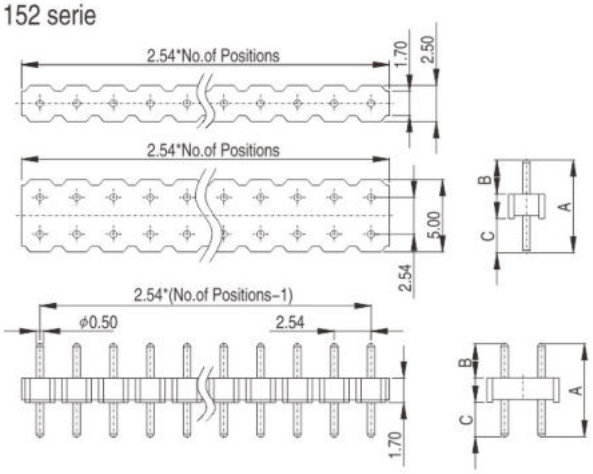

152–DB serie

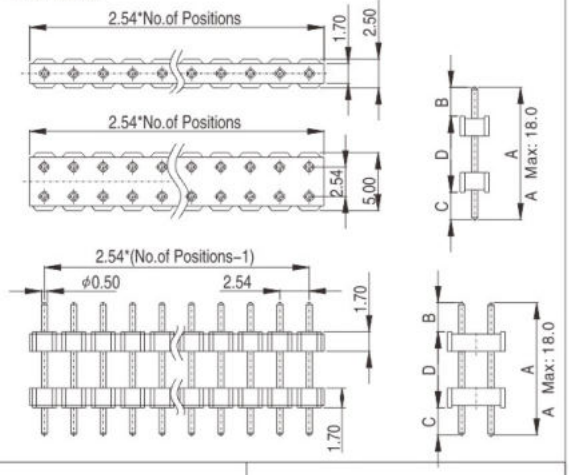

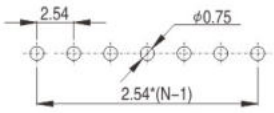

P C B Layout
(Single row)

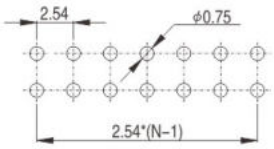

P C B Layout
(Double row)

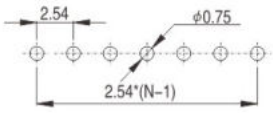

P C B Layout
(Single row)

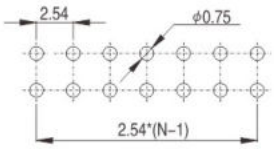

P C B Layout
(Double row)

How to order

1	5	2												
1	5	2	–	D	B	–			–			–		–		
Serie–Nr.							Terminal Code			Nr.of Contact			Nr.of row		Plating	

(152)Dimensions(mm)			Terminal code
A	B	C	
6.50	2.30	2.50	08
8.30	3.40	3.30	09
11.30	6.30	3.30	12
12.60	7.60	3.30	13
14.70	9.70	3.30	15
As request		XXX/XXX/XXX	
FOR Eg.A=6.50,B=2.3,C=2.5			
CODE Nr. =6.5/2.3/2.5			

(152–DB)Dimensions(mm)				Terminal code
A	B	C	D	
13.5	2.30	2.50	8.7	08
17.5	3.40	3.30	10.80	09
As request		XXX/XXX/XXX		
FOR Eg.B=2.3,C=2.5,D=8.7				
CODE Nr. =2.3/2.5/8.7				

Number of contact	Code
02–40–poles Single	02–40
04–80–poles Double	04–80

Number of row	Code
Single row	1
Double row	2

Plating option	Code
Gold plated	10
Tin plated	50

W.E.

152-1

Pin-Header-Strips with round contact 2.54mm pitch Vertical SMT Type

Technical Data :

Insulator Material:	High Temperature Thermoplastic,UL 94V-0
Contact :	ϕ0.50mm
Contact Material:	copper alloy
Plating:	Au or Sn over Nickel
Current Rating :	3 Amp
Insulator resistance :	5000 Megohms min.
Dielectric withstanding :	AC 500V for 1 Minute
Operating Temperature:	-40 ℃ to +105 ℃ .
Max. processing Temp:	230 ℃ for 30-60 seconds. 260 ℃ for 10 seconds.
Mates with :	2.54mm Pitch PCB connector



RoHS Compliant

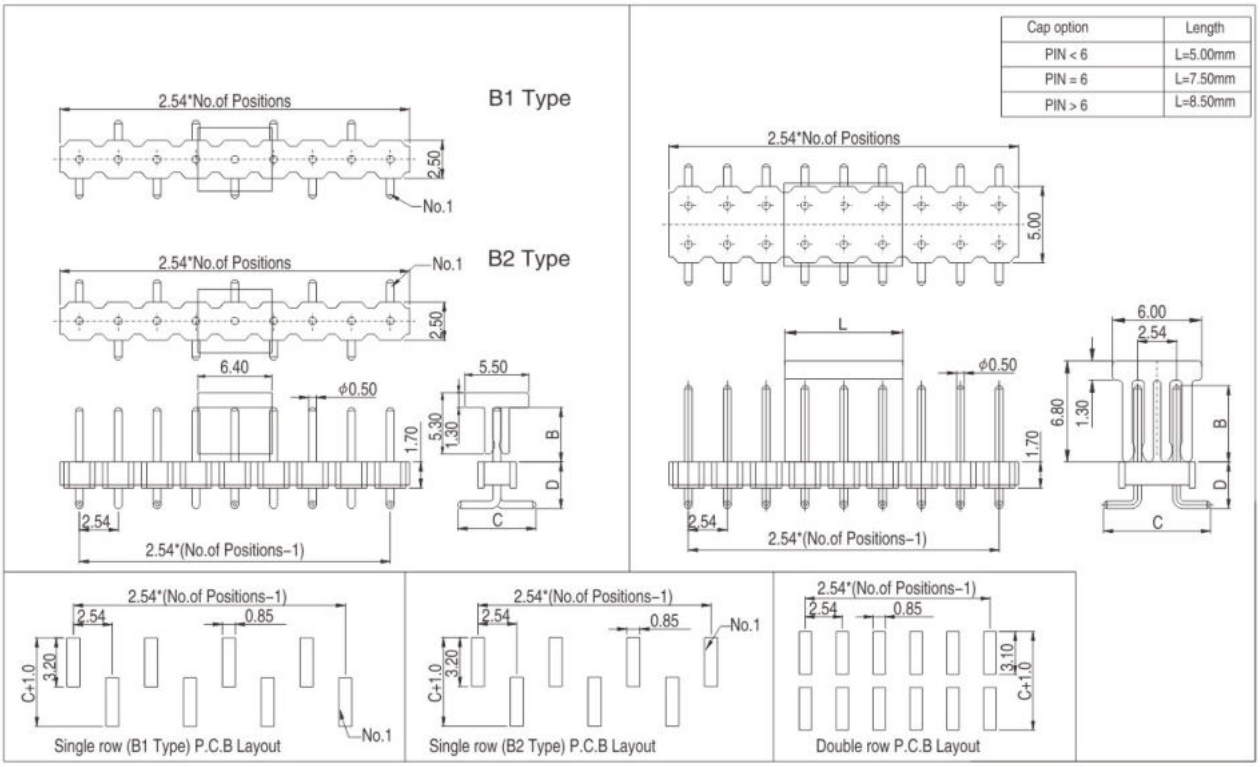

Cap option	Length
PIN < 6	L=5.00mm
PIN = 6	L=7.50mm
PIN > 6	L=8.50mm

How to order

1	5	2	-	1	-			-			-			-			-		-	
Serie-Nr.					Terminal Code			Layout option			Nr.of Contact			Plating			Cap option		Pack option	

Dimensions(mm)(Single)			Terminal code
B	C	D	
2.1(min)	4.2(min)	3.4(min)	
3.60	4.20	4.80	10
7.5(max)	7.6(max)	5.0(max)	
As request		XXX/XXX/XXX	
FOR Eg.B=4.00,C=5.5,D=3.8			
CODE Nr. =4.0/5.5/3.8			

Dimensions(mm)(Double)			Terminal code
B	C	D	
2.1(min)	6.94(min)	3.4(min)	00
3.60	6.94	4.80	10
7.5(max)	9.1(max)	5.0(max)	99
As request		XXX/XXX/XXX	
FOR Eg.B=4.00,C=7.2,D=3.8			
CODE Nr. =4.0/7.2/3.8			

Layout option	Code
Single row B1 TYPE	11
Single row B2 Type	12
Double row	20

Number of contact	Code
02-25-poles Single	02~25
04-40-poles Double	04~40

Plating option	Code
Gold plated	10
Tin plated	50

Pick & Place Pad	Code
W/ Cap	1
W/O Cap	2

Packing Option	Code
Tube	1
Tape & Reel	2

W.E.

152–2

Pin–Header–Strips with round contact 2.54mm pitch Horizontal SMT Type

Technical Data :

Insulator Material:	High Temperature Thermoplastic,UL 94V–0
Contact :	ϕ0.50mm
Contact Material:	copper alloy
Plating:	Au or Sn over Nickel
Current Rating :	3 Amp
Insulator resistance :	5000 Megohms min.
Dielectric withstanding :	AC 500V for 1 Minute
Operating Temperature:	–40 ℃ to +105 ℃ .
Max. processing Temp:	230 ℃ for 30–60 seconds. 260 ℃ for 10 seconds.
Mates with :	2.54mm Pitch PCB connector



RoHS Compliant

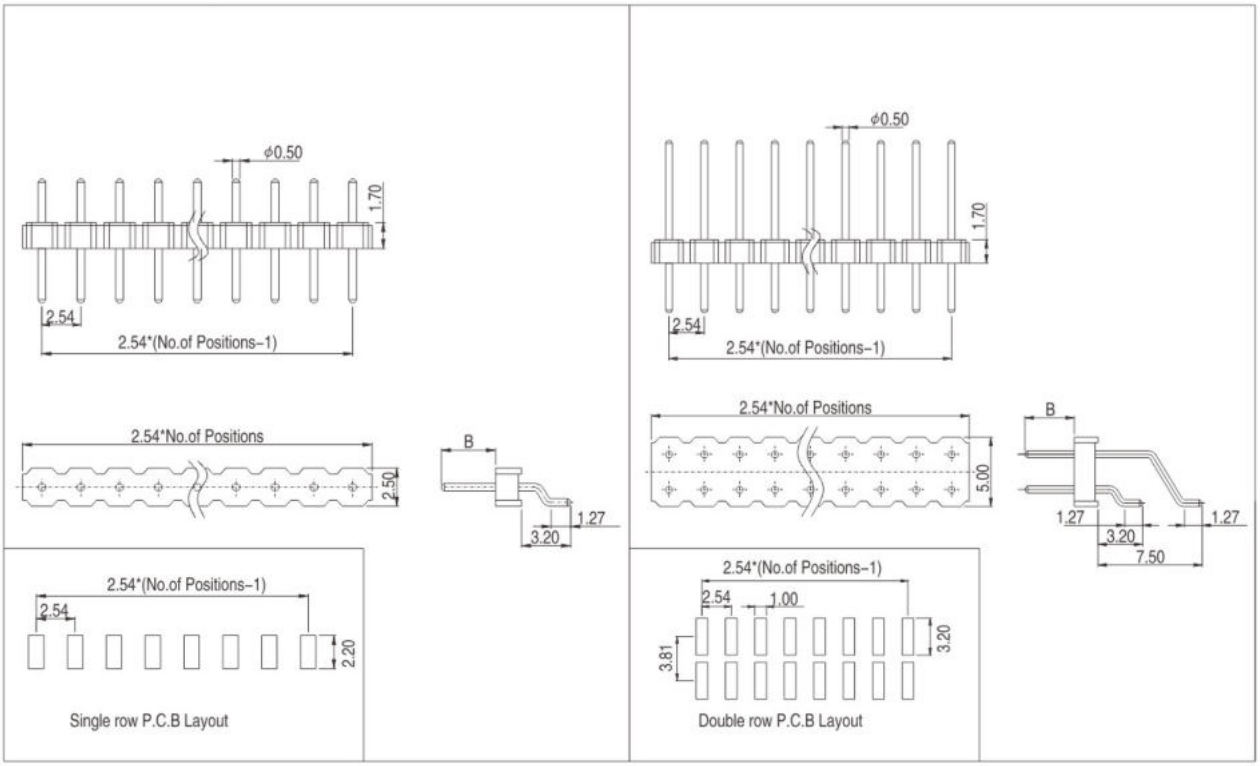

How to order

1	5	2	–	2	–	☐ ☐	–	☐ ☐	–	☐ ☐	–	☐ ☐
Serie–Nr.						Terminal Code		Layout option		Nr.of Contact		Plating

Dimensions(mm)	Terminal code
B	
2.1(min)	
3.60	10
11.5(max)	
As request	XXX
FOR Eg.B=4.00, CODE Nr. =4.00	

Layout option	Code
Single row	1
Double row	2

Number of contact	Code
02–25–poles Single	02–25
04–40–poles Double	04–40

Plating option	Code
Gold plated	10
Tin plated	50

W.E.

152-3

Pin-Header-Strips-Single/Double row with round contact 2.54mm pitch-Right angle

Technical Data :

Insulator Material:	High Temperature Thermoplastic,UL 94V-0
Contact :	ϕ0.50mm
Contact Material:	copper alloy
Plating:	Au or Sn over Nickel
Current Rating :	3 Amp
Insulator resistance :	5000 Megohms min.
Dielectric withstanding :	AC 500V for 1 Minute
Operating Temperature:	-40 ℃ to +105 ℃ .
Max. processing Temp:	230 ℃ for 30-60 seconds. 260 ℃ for 10 seconds.
Mates with :	2.54mm Pitch PCB connector



RoHS Compliant

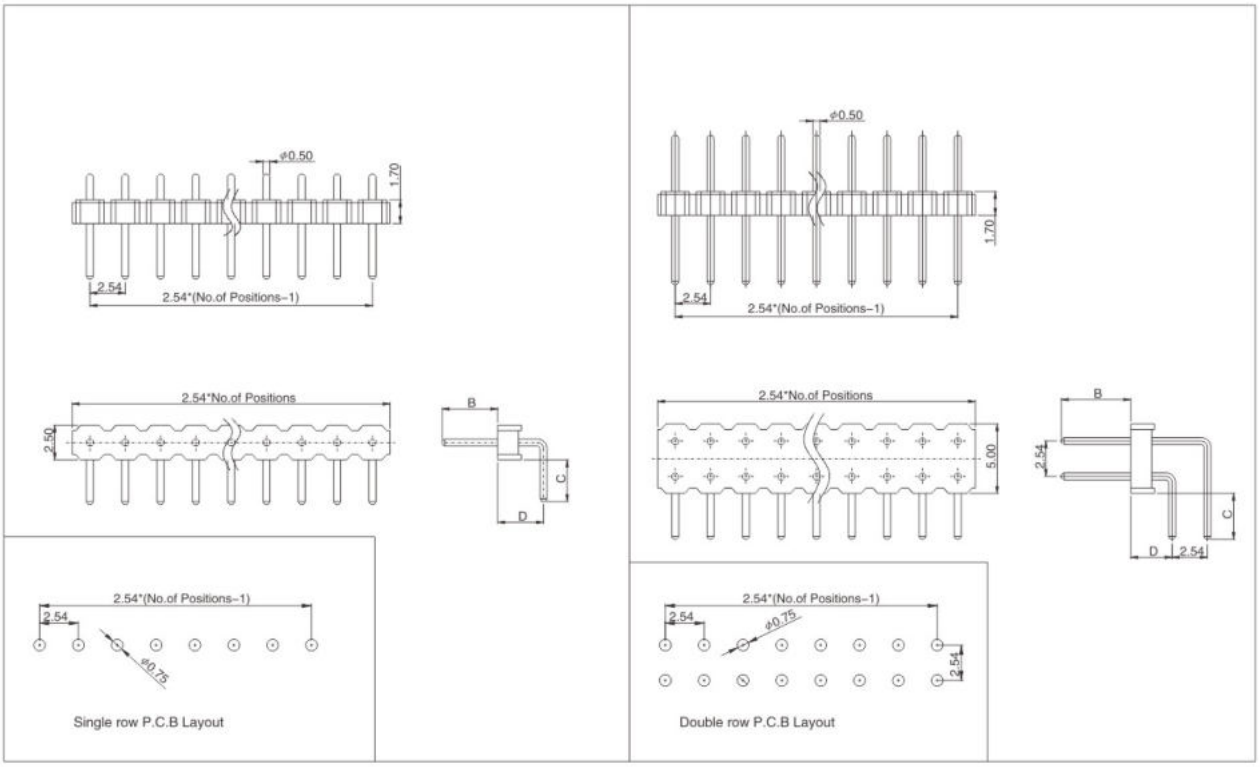

How to order

1	5	2	-	3	-			-			-			-			-		
Serie-Nr.						Terminal Code			Dimensions D			Layout option			Nr.of Contact			Plating	

Dimensions(mm)		Terminal code
B	C	
2.1(min)	1.00(min)	
3.50	3.30	10
5.5(max)	5.0(max)	
As request		XXX/XXX
FOR Eg.B=4.0,C=3.0		
CODE Nr. =4.0/3.0		

Dimensions "D"	Code
3.20(Min)	3.20
3.60	3.60
5.0(max)	5.0
As request For Eg. D=4.0 Code Nr.=4.0	XX

Layout option	Code
Single row	1
Double row	2

Number of contact	Code
02-25-poles Single	02~30
04-40-poles Double	04~60

Plating option	Code
Gold plated	10
Tin plated	50

W.E.

143A

Pin–Header–Strips–Single row –2.50 mm pitch profile: 3.3mm

Technical Data :

Insulator Material:	High Temperature Thermoplastic,UL 94V–0,Color:black
Contact :	0.635x0.635mm.
Contact Material:	copper alloy
Plating:	Au or Sn over Nickel
Current Rating :	3 Amp
Insulator resistance :	5000 Megohms min.
Dielectric withstanding :	AC 500V for 1 Minute
Operating Temperature:	–40° C to +105° C.
Max. processing Temp:	230° C for 30–60 seconds. 260° C for 10 seconds.



RoHS Compliant

180°

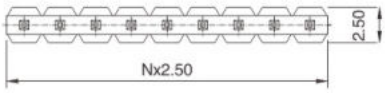

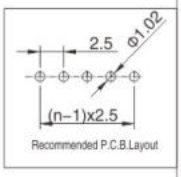

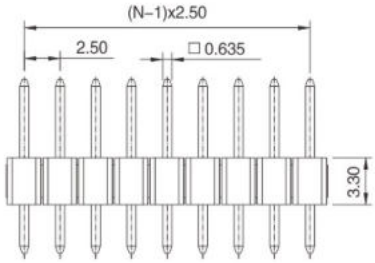

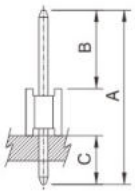

90°

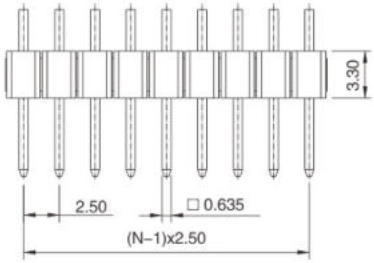

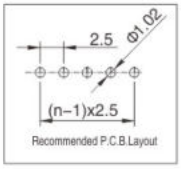

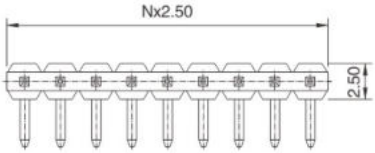

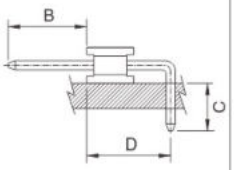

How to order

1	4	3	A	–	□□	–	□□	–	□□□	–	□□
Serie–Nr.					Terminal code		Connector Type		Nr. of contact		Plating option

Terminal code	Dimensions(mm) 180°		
	A	B	C
10	10.20	4.40	2.50
11	10.80	5.00	2.50
12	11.30	4.70	3.30
13	12.60	6.00	3.30
14	14.00	7.40	3.30
15	14.80	8.20	3.30
16	17.90	11.30	3.30
17	19.80	13.20	3.30
18	21.60	15.00	3.30
19	22.80	16.20	3.30
20	24.90	18.30	3.30
26	14.50	7.90	3.30
XXX/XXX	AS Reques B/C FOR EX. B:7.0C:3.0 CODE Nr.=7.0/3.0		

Terminal code	Dimensions(mm) 90°		
	B	C	D
12	3.50	3.30	4.70
13	4.80	3.30	4.70
14	6.10	3.30	4.70
15	6.90	3.30	4.70
16	9.90	3.30	4.70
17	12.00	3.30	4.70
18	13.80	3.30	4.70
19	15.00	3.30	4.70
20	17.10	3.30	4.70
xxx/xx	As request For EX. B=6.50 C=3.0 D=4.9 Code Nr.=6.50/3.0/4.9		

Connector Type		Code
Straight	180°	10
Right Angle	90°	20

Number of contact	Code
01 ~ 40pins	01 ~ 40

Note:white color of insulator is available

Plating option	Code
Full gold flash plated	10
Tin plated	50
Selective gold plated	60
10u"Selective gold plated	610
15u"Selective gold plated	615
20u"Selective gold plated	620
30u"Selective gold plated	630

W.E.

143

Pin–Header–Strips–Single row –2.54 mm pitch

Technical Data :

Insulator Material:	High Temperature Thermoplastic,UL 94V–0
Contact :	0.635x0.635mm.
Contact Material:	copper alloy
Plating:	Au or Sn over Nickel
Current Rating :	3 Amp
Insulator resistance :	5000 Megohms min.
Dielectric withstanding :	AC 500V for 1 Minute
Operating Temperature:	–40 ℃ to +105 ℃ .
Max. processing Temp:	230 ℃ for 30–60 seconds. 260 ℃ for 10 seconds.
Mates with :	157,158,159,160,162,342,623,624,625



RoHS Compliant

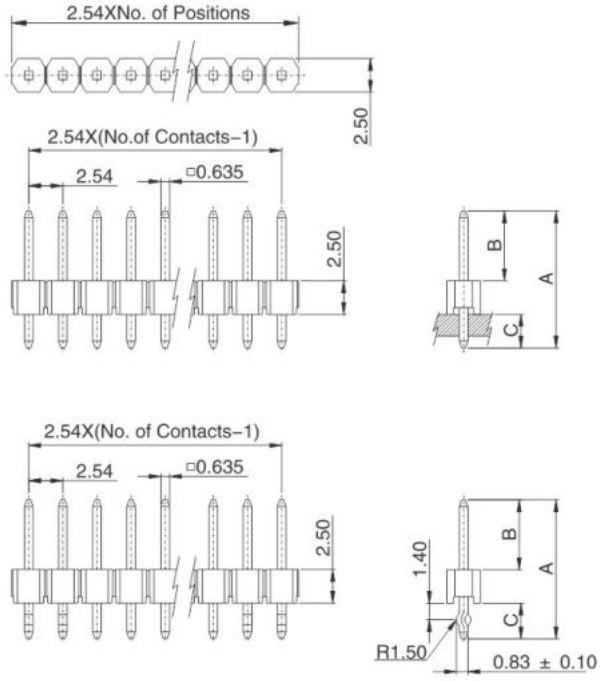

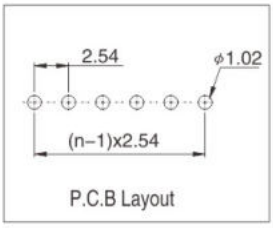

How to order

1	4	3	–	□	□	–	□	□	□	–	□	□	–	□	□
Serie–Nr.				Terminal code			Nr. of contact				Plating option			Retention tail option	

Terminal code	Dimensions(mm) A	B	C	Terminal code	Dimensions(mm) A	B	C
10	10.20	5.20	2.50	17	19.80	14.00	3.30
11	10.80	5.80	2.50	18	21.60	15.80	3.30
12	11.30	5.50	3.30	19	22.80	17.00	3.30
13	12.60	6.80	3.30	20	24.90	19.10	3.30
14	14.00	8.20	3.30	26	14.50	8.90	3.10
15	14.80	9.00	3.30	XXX/XXX	AS Request B/C FOR Eg. B:7.0 C:3.0 CODE Nr.=7.0/3.0		
16	17.90	12.10	3.30				

Number of contact	Code
143 SERIES 01 ~ 50pins	01 ~ 50

Retention tail option	Code
Without Retention	10
With Retention	20

Plating option	Code
Full gold flash plated	10
Tin plated	50
Selective gold flash plated	60
10u"Selective gold plated	610
15u"Selective gold plated	615
20u"Selective gold plated	620
30u"Selective gold plated	630

W.E.

144

Pin–Header–Strips–Double row –2.54 mm pitch

Technical Data :

Insulator Material:	High Temperature Thermoplastic,UL 94V–0
Contact :	0.635x0.635mm.
Contact Material:	copper alloy
Plating:	Au or Sn over Nickel
Current Rating :	3 Amp
Insulator resistance :	5000 Megohms min.
Dielectric withstanding :	AC 500V for 1 Minute
Operating Temperature:	–40 ℃ to +105 ℃ .
Max. processing Temp:	230 ℃ for 30–60 seconds. 260 ℃ for 10 seconds.
Mates with :	157,158,159,160,162,165,342,623,624,625



RoHS Compliant

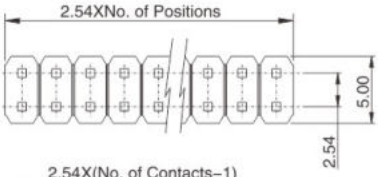

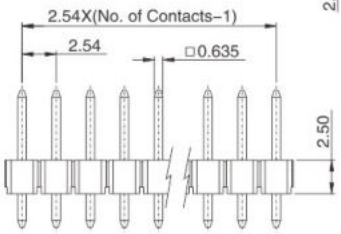

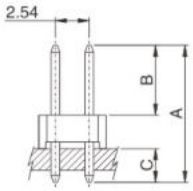

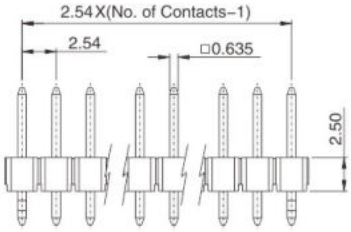

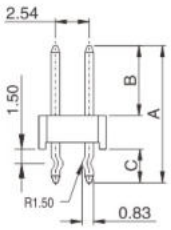

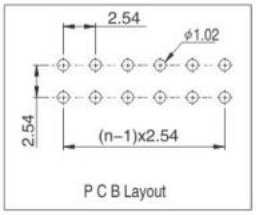

How to order

1	4	4	–			–				–			–		
Serie–Nr.				Terminal code			Nt. of contact				Plating option			Retention tail option	

Terminal code	Dimensions(mm)			Terminal code	Dimensions(mm)		
	A	B	C		A	B	C
10	10.20	5.20	2.50	17	19.80	14.00	3.30
11	10.80	5.80	2.50	18	21.60	15.80	3.30
12	11.30	5.50	3.30	19	22.80	17.00	3.30
13	12.60	6.80	3.30	20	24.90	19.10	3.30
14	14.00	8.20	3.30	26	14.50	8.90	3.10
15	14.80	9.00	3.30	XXX/XXX	AS Request B/C FOR Eg. B:7.0C:3.0 CODE Nr.=7.0/3.0		
16	17.90	12.10	3.30				

Number of contact	Code
144 SERIES 04 ~100pins	04 ~ 100

Retention tail option	Code
Without Retention	10
With Retention	20

Plating option	Code
Full gold flash plated	10
Tin plated	50
Selective gold flash plated	60
10u"Selective gold plated	610
15u"Selective gold plated	615
20u"Selective gold plated	620
30u"Selective gold plated	630

W.E.

143B

Pin–Header–Strips–Single row –2.54 mm pitch profile: 1.5mm&1.7mm

Technical Data :

Insulator Material:	High Temperature Thermoplastic,UL 94V–0
Contact :	0.635x0.635mm.
Contact Material:	copper alloy
Plating:	Au or Sn over Nickel
Current Rating :	3 Amp
Insulator resistance :	5000 Megohms min.
Dielectric withstanding :	AC 500V for 1 Minute
Operating Temperature:	–40 ℃ to +105 ℃ .
Max. processing Temp:	230 ℃ for 30–60 seconds. 260 ℃ for 10 seconds.
Mates with :	157,158,159,160,162,342,623,624,625



RoHS Compliant

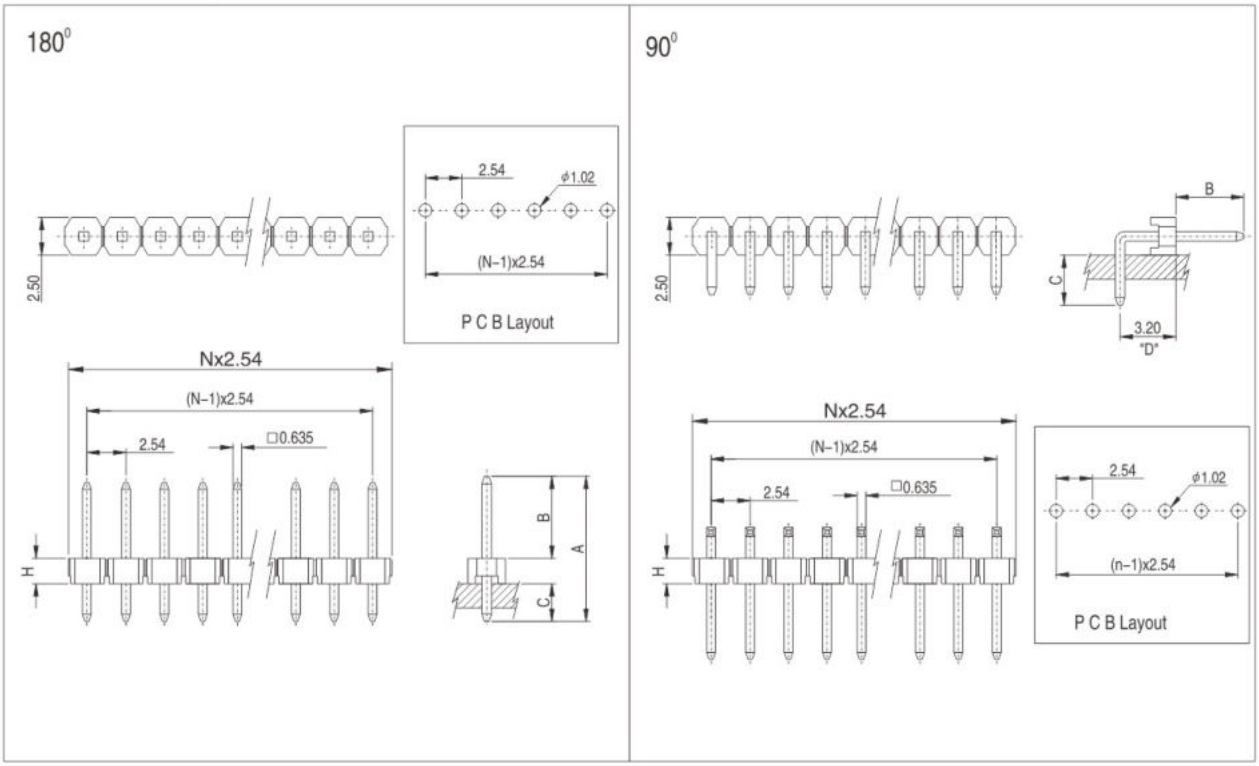

How to order

1	4	3	B	–			–			–				–		
Serie–Nr.					Terminal code			Connector Type			Nt. of contact				Plating option	

Terminal code	Dimension∃ 180	
	B	C
10	6.00	2.50
11	6.60	2.50
12	6.30	3.30
13	7.60	3.30
14	9.00	3.30
15	9.80	3.30
16	12.90	3.30
17	14.80	3.30
18	16.60	3.30
19	17.80	3.30
20	19.90	3.30
26	9.50	3.30
XXX/XXX	AS Request B/C FOR Eg. B:7.0C:3.0 CODE Nr.=7.0/3.0	

Terminal code	Dimensions(mm) 90°		
	B	C	D
12	3.50	3.30	3.20
13	4.80	3.30	3.20
14	6.10	3.30	3.20
15	6.90	3.30	3.20
16	9.90	3.30	3.20
17	12.00	3.30	3.20
18	13.80	3.30	3.20
19	15.00	3.30	3.20
20	17.10	3.30	3.20
XXX/XX	As request For Eg. B=6.50 C=3.0 D=3.5 Code Nr.=6.50/3.0/3.5		

Connector Type	Code
H=1.7 Straight 180⁰	10
H=1.7 Right Angle 90⁰	20
H=1.5 Straight 180⁰	11
H=1.5 Right Angle 90⁰	21

Number of contact	Code
143 B SERIES 01 ~ 40pins	01~40

Plating option	Code
Full gold flash plated	10
Tin plated	50
Selective gold plated	60
10u"Selective gold plated	610
15u"Selective gold plated	615
20u"Selective gold plated	620
30u"Selective gold plated	630

W.E.

144B

Pin–Header–Strips–Double row –2.54 mm pitch profile: 1.5mm&1.7mm

Technical Data :

Insulator Material:	High Temperature Thermoplastic,UL 94V–0
Contact :	0.635x0.635mm.
Contact Material:	copper alloy
Plating:	Au or Sn over Nickel
Current Rating :	3 Amp
Insulator resistance :	5000 Megohms min.
Dielectric withstanding :	AC 500V for 1 Minute
Operating Temperature:	–40 ℃ to +105 ℃ .
Max. processing Temp:	230 ℃ for 30–60 seconds. 260 ℃ for 10 seconds.
Mates with :	157,158,159,160,162,342,623,624,625



RoHS Compliant

180 °

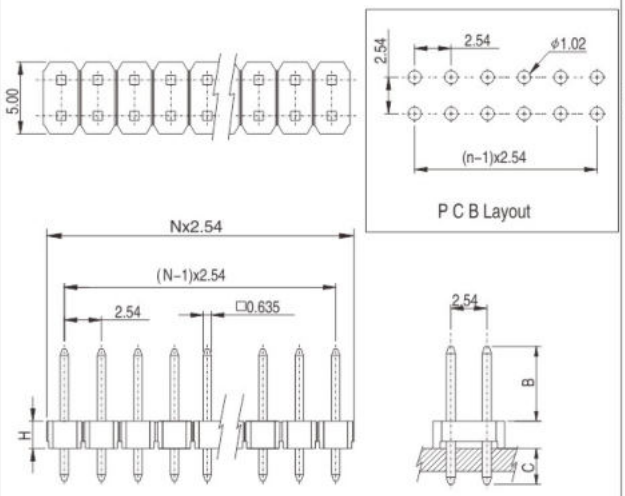

90 °

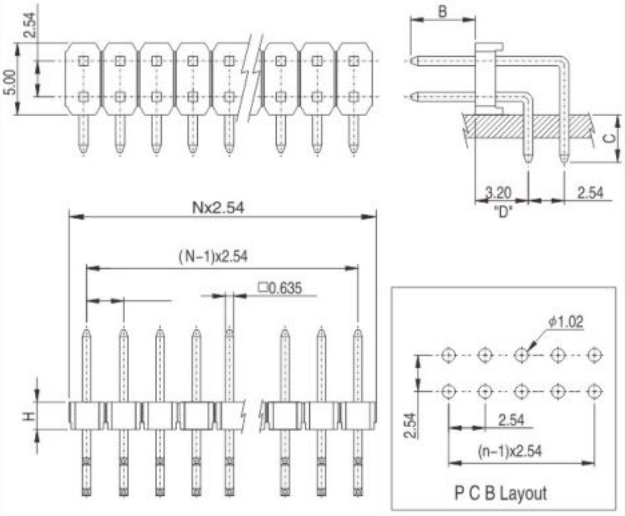

How to order

1	4	4	B	–			–			–				–		
Serie–Nr.					Terminal code			Connector Type			Nt. of contact				Plating option	

Terminal code	Dimensions 180 °	
	B	C
10	6.00	2.50
11	6.60	2.50
12	6.30	3.30
13	7.60	3.30
14	9.00	3.30
15	9.80	3.30
16	12.90	3.30
17	14.80	3.30
18	16.60	3.30
19	17.80	3.30
20	19.90	3.30
26	9.50	3.30
XXX/XXX	AS Request B/C FOR Eg. B:7.0C:3.0 CODE Nr.=7.0/3.0	

Terminal code	Dimensions 90 °		
	B	C	D
12	3.50	3.30	3.20
13	4.80	3.30	3.20
14	6.10	3.30	3.20
15	6.90	3.30	3.20
16	9.90	3.30	3.20
17	12.00	3.30	3.20
18	13.80	3.30	3.20
19	15.00	3.30	3.20
20	17.10	3.30	3.20
xxx/xx	As request For Eg. B=6.50 C=3.0 D=3.5 Code Nr.=6.50/3.0/3.5		

Connector Type	Code
H=1.7 Straight 180 °	10
H=1.7 Right Angle 90 °	20
H=1.5 Straight 180 °	11
H=1.5 Right Angle 90 °	21

Number of contact	Code
144 B SERIES 04 – 80pins	04–80

Plating option	Code
Full gold flash plated	10
Tin plated	50
Selective gold plated	60
10u"Selective gold plated	610
15u"Selective gold plated	615
20u"Selective gold plated	620
30u"Selective gold plated	630

W.E.

143PF,144PF

Pin-Header-Press-Fit-Single/Double row-2.54mm Pitch

Technical Data :

Insulator Material:	High Temperature Thermoplastic,UL 94V-0
Contact :	0.635x0.635mm.
Contact Material:	copper alloy
Plating:	Au or Sn over Nickel
Current Rating :	3 Amp
Insulator resistance :	5000 Megohms min.
Dielectric withstanding :	AC 500V for 1 Minute
Operating Temperature:	-40°C to +105°C.
Max. processing Temp:	230°C for 30-60 seconds. 260°C for 10 seconds.
Mates with :	157,158,159,160,162,342,623,624,625

RoHS Compliant

143PF

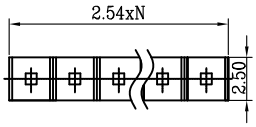

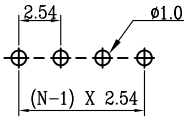

P C B Layout

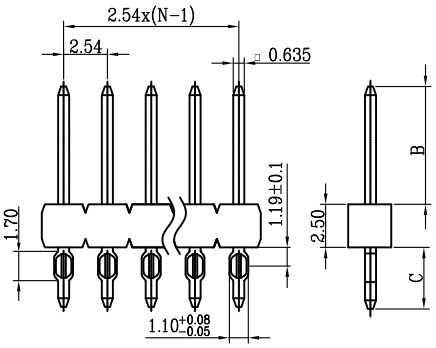

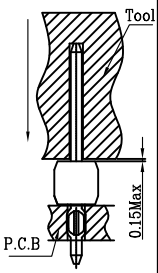

144PF

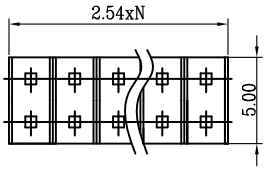

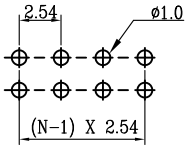

P C B Layout

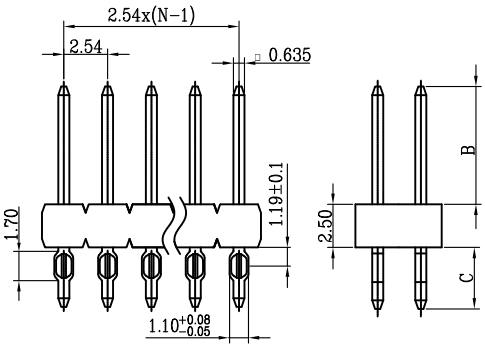

How to order

1	4	3	P	F	-	☐	☐	☐	-	☐	☐	-	☐	☐
1	4	4	P	F	-	☐	☐	☐	-	☐	☐	-	☐	☐

Serie-Nr. | Terminal code | Nr. of contact | Plating option

Terminal code	Dimensions(mm)		Terminal code	Dimensions(mm)	
	B	C		B	C
10A	5.2	3.3	10B	5.2	6.5
13A	6.8	3.3	13B	6.8	6.5
14A	8.1	3.3	14B	8.1	6.5
15A	10.2	3.3	15B	10.2	6.5
16A	13.0	3.3	16B	13.0	6.5
XXX/XXX	as request B/C FOR Eg. B=7.0,C=6.5, CODE Nr.=7.0/6.5				

Number of contact	Code
143PF01~40pins	01~40
144PF02~80pins	02~80

Plating option	Code
Selective gold flash plated	60
10u"Selective gold plated	610
15u"Selective gold plated	615
20u"Selective gold plated	620
30u"Selective gold plated	630

W.E.

143PF-N,144PF-N

Pin-Header-Press-Fit-Single/Double row-2.54mm Pitch

Technical Data :

Insulator Material:	High Temperature Thermoplastic,PA6T,UL 94V-0
Contact :	stamped and formed,Phosphor Bronze
Plating:	Au or Sn over Nickel
Current Rating :	3Amp
Contact resistance:	20 milliohms Max.
Insulator resistance :	1000 Megohms min.
Dielectric withstanding :	AC 500V for 1 Minute.
Operating Temperature:	-40° C to +105° C.
Max. processing Temp:	230° C for 30-60 seconds. 260° C for 10 seconds.
Mates with :	157,158,159,160,162,342,623,624,625



RoHS Compliant

143PF-N

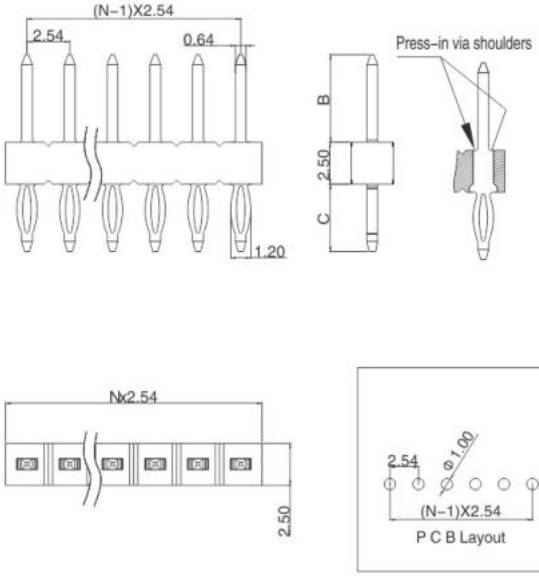

144PF-N

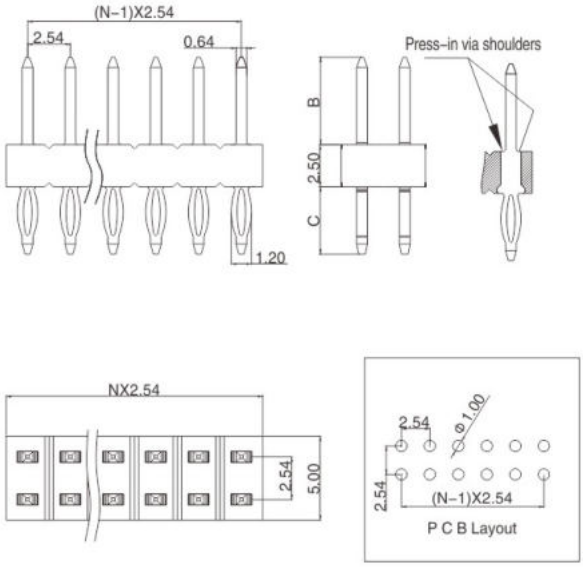

How to order

1	4	3	P	F	—	N	—				—			—		
1	4	4	P	F	—	N	—				—			—		

Serie-Nr. | Terminal code | Nr.of contact | Plating option

Terminal code	Dimensions(mm)		Terminal code	Dimensions(mm)	
	B	C		B	C
10A	5.2	4.0	10B	5.2	6.5
12A	5.5	4.0	13B	6.8	6.5
13A	6.8	4.0	14B	8.0	6.5
14A	8.0	4.0			
XXX/XXX	As other request B/C, please contact factory				

Number of contact	Code
143PF-N 01~40pins	01~40
144PF-N 02~80pins	02~80

Plating option	Code
Selective gold flash plated	60
10u"Selective gold plated	610
15u"Selective gold plated	615
20u"Selective gold plated	620
30u"Selective gold plated	630

W.E.

146PF-N,147PF-N

Pin-Header-Press-Fit-Single&Double row-Row-Right Angle-2.54mm Pitch

Technical Data :

Insulator Material:	High Temperature Thermoplastic,PA6T,UL 94V-0
Contact :	stamped and formed,Phosphor Bronze
Plating:	Au or Sn over Nickel
Current Rating :	3Amp
Contact resistance:	20 milliohms Max.
Insulator resistance :	1000 Megohms min.
Dielectric withstanding :	AC 500V for 1 Minute.
Operating Temperature:	-40° C to +105° C.
Max. processing Temp:	230° C for 30-60 seconds. 260° C for 10 seconds.
Mates with :	157,158,159,160,162,342,623,624,625



RoHS Compliant

146PF-N

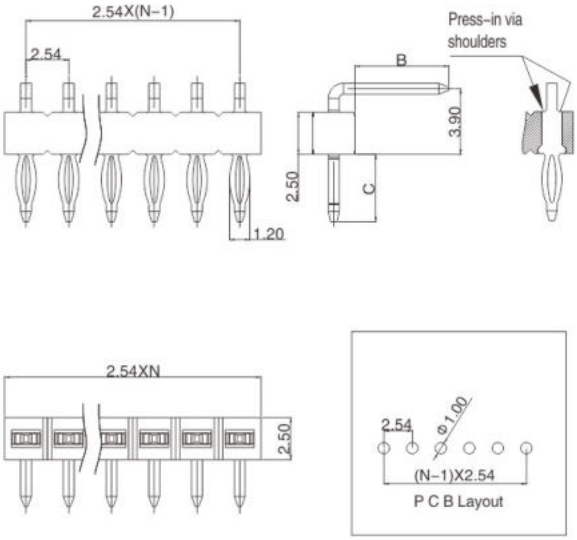

147PF-N

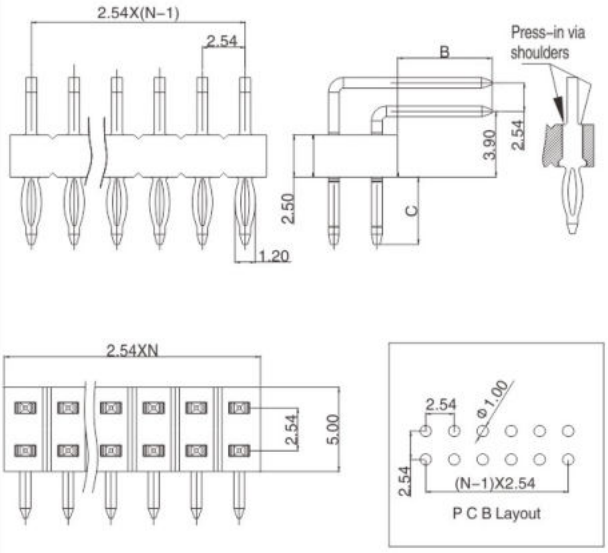

How to order

1	4	6	P	F	—	N	—				—			—			
1	4	7	P	F	—	N	—				—			—			
Serie-Nr.								Terminal code				Nr.of contact			Plating option		

Terminal code		Code
B	C	
2.8	4.0	10A
5.6	4.0	12A
As request		XX/XX
Other Size please contact factory		

Number of contact	Code
146PF-N 01~40pins	01~40
147PF-N 02~80pins	02~80

Plating option	Code
Selective gold flash plated	60
10u"Selective gold plated	610
15u"Selective gold plated	615
20u"Selective gold plated	620
30u"Selective gold plated	630

Notice:

*146PF-N instead of 146PF

*147PF-N instead of 147PF

W.E.

145,151

Pin–Header–Strips Triple row –2.54 mm pitch & Dual body type

Technical Data :

Insulator Material:	High Temperature Thermoplastic,UL 94V–0
Contact :	0.635x0.635mm.
Contact Material:	copper alloy
Plating:	Au or Sn over Nickel
Current Rating :	3 Amp
Insulator resistance :	5000 Megohms min.
Dielectric withstanding :	AC 500V for 1 Minute
Operating Temperature:	–40° C to +105° C.
Max. processing Temp:	230° C for 30–60 seconds. 260° C for 10 seconds.
Mates with :	157,622



RoHS Compliant

145 Serie

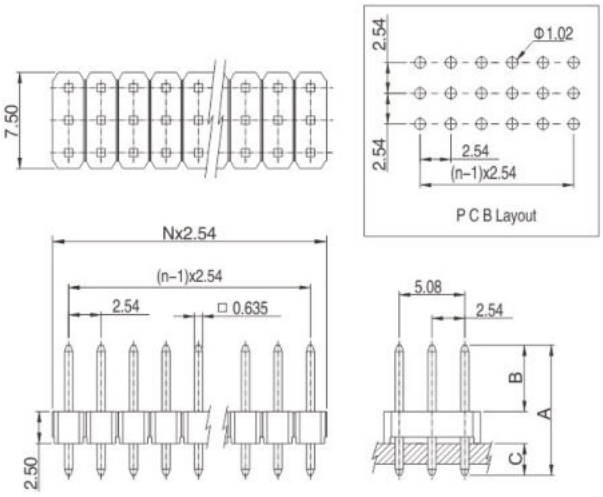

151 Serie

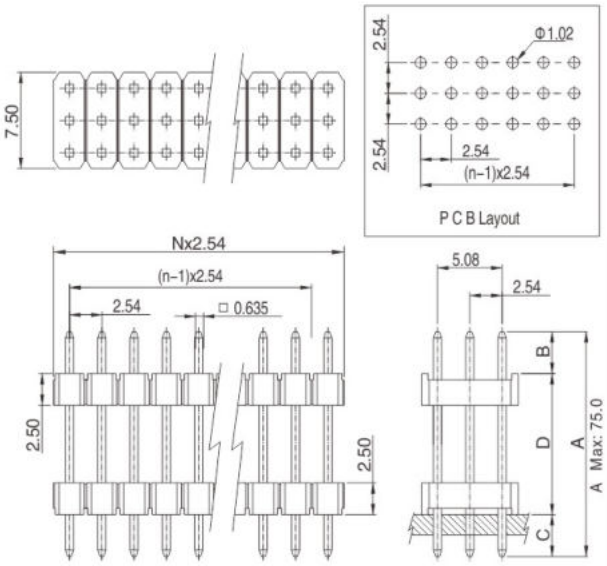

How to order

1	4	5	–			–				–		
1	5	1	–			–				–		

Serie–Nr. Terminal code Nr.of Contact Plating option

Terminal code	(145) Dimensions(mm)		
	A	B	C
10	10.20	5.20	2.50
11	10.80	5.80	2.50
12	11.30	5.50	3.30
13	12.60	6.80	3.30
14	14.00	8.20	3.30
15	14.80	9.00	3.30
16	17.90	12.10	3.30
17	19.80	14.00	3.30
18	21.60	15.80	3.30
19	22.80	17.00	3.30
20	24.90	19.10	3.30
26	14.50	8.90	3.10
XXX/XXX	AS Request B/C FOR Eg. B:5.2, C:2.5 CODE Nr.=5.2/2.5		

Terminal code	(151) Dimensions(mm)			
	A	B	C	D
16	17.70	5.70	3.30	8.70
17	19.80	5.70	3.30	10.80
18	21.60	5.70	3.30	12.60
19	22.80	5.70	3.30	13.80
20	24.90	5.70	3.30	15.90
21	26.70	5.70	3.30	17.70
22	29.00	5.70	3.30	20.00
23	30.80	5.70	3.30	21.80
24	37.80	5.70	3.30	28.80
25	40.80	5.70	3.30	31.80
XX/XX/XX/XX	As request For Eg.A=17.7 B=5.7 C=3.3 D=8.7 Code Nr. = 17.7/5.7/3.3/8.7			

Number of contact	Code
06–120 poles Triple	6–120

Plating option	Code
Full Gold Flash plated	10
Tin plated	50
Selective gold Flash plated	60
10u"Selective gold plated	610
15u"Selective gold plated	615
20u"Selective gold plated	620
30u"Selective gold plated	630

W.E.

146,147

Pin–Header–Strips–Single/Double row –2.54 mm pitch–Right angle

Technical Data :

Insulator Material:	High Temperature Thermoplastic,UL 94V–0
Contact :	0.635x0.635mm.
Contact Material:	copper alloy
Plating:	Au or Sn over Nickel
Current Rating :	3 Amp
Insulator resistance :	5000 Megohms min.
Dielectric withstanding :	AC 500V for 1 Minute
Operating Temperature:	–40 ℃ to +105 ℃ .
Max. processing Temp:	230 ℃ for 30–60 seconds. 260 ℃ for 10 seconds.
Mates with :	157,158,159,160,162,342,622,624,625



RoHS Compliant

146 serie

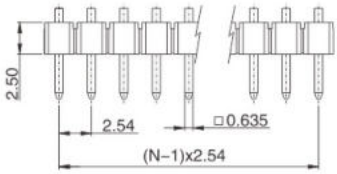

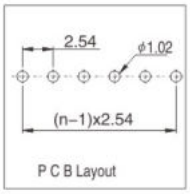

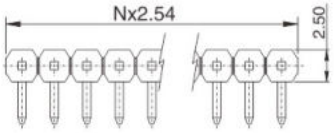

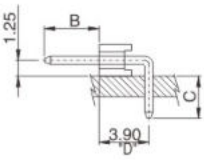

Also Available

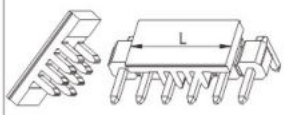

Cap option	Cap Length
PIN ≤ 3	L=5.0mm
PIN > 3	L=10.0mm

147 serie

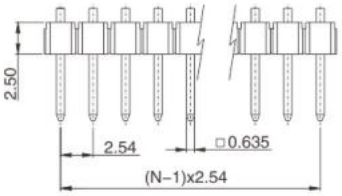

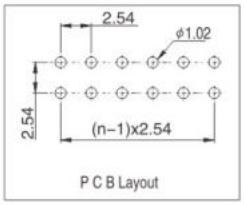

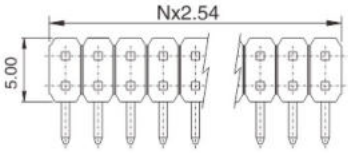

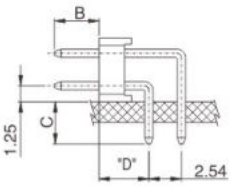

Also Available

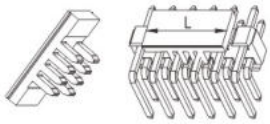

Cap option	Cap Length
PIN ≤ 6	L=5.0mm
PIN > 6	L=10.0mm

How to order

1	4	6	—			—			—				—		
1	4	7	—			—			—				—		

Serie–Nr. Terminal code Dimension "D" Nr. of contact Plating option

Terminal code	Dimensions(mm) B	Dimensions(mm) C	Terminal code	Dimensions(mm) B	Dimensions(mm) C
12	3.50	3.30	18	13.80	3.30
13	4.80	3.30	19	15.00	3.30
14	6.10	3.30	20	17.10	3.30
15	6.90	3.30	xxx/xx	As request For Eg. B=6.50, C=3.0 Code Nr.=6.50/3.0	
16	9.90	3.30			
17	12.00	3.30			

Pick & Place pad	Code
W / Cap	1
W / O Cap	2

Number of contact	Code
01–50–poles Single	01–50
04–100–poles Double	004–100

Dimensions "D"	Code
3.90	10
4.10	20
As request For Eg. D=4.0 Code Nr.= 4.0	XX

Plating option	Code
Full gold flash plated	10
Tin plated	50
Selective gold flash plated	60
10u"Selective gold plated	610
15u"Selective gold plated	615
20u"Selective gold plated	620
30u"Selective gold plated	630

W.E.

146A,147A

Pin–Header–Strips–Single/Double row –2.54 mm pitch–Right angle

Technical Data :

Insulator Material:	High Temperature Thermoplastic,UL 94V–0
Contact :	0.635x0.635mm.
Contact Material:	copper alloy
Plating:	Au or Sn over Nickel
Current Rating :	3 Amp
Insulator resistance :	5000 Megohms min.
Dielectric withstanding :	AC 500V for 1 Minute
Operating Temperature:	–40 ℃ to +105 ℃ .
Max. processing Temp:	230 ℃ for 30–60 seconds. 260 ℃ for 10 seconds.
Mates with :	626



RoHS Compliant

146A serie

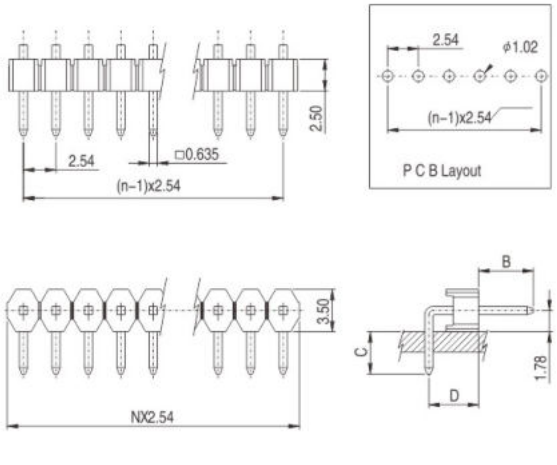

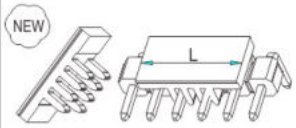

Cap option	Cap Length
PIN ≤ 3	L=5.0mm
PIN > 3	L=10.0mm

147A serie

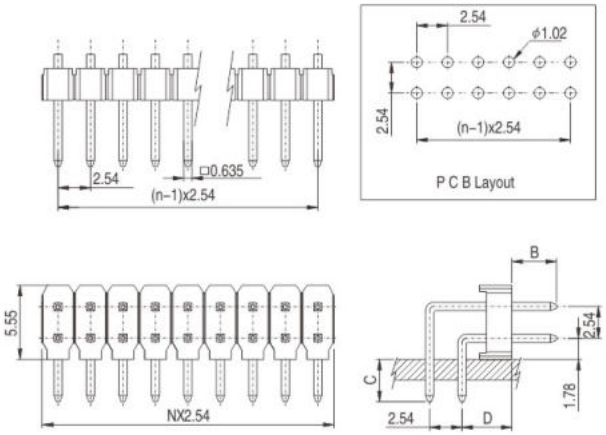

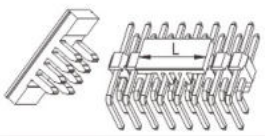

Cap option	Cap Length
PIN ≤ 6	L=5.0mm
PIN > 6	L=10.0mm

How to order

1	4	6	–	A	–	□	□	–	□	□	–	□	□	–	□	□	–	□
1	4	7	–	A	–	□	□	–	□	□	–	□	□	–	□	□	–	□

Serie–Nr. | Terminal code | Dimensin "D" | Nr. of contact | Plating option | Cap

Terminal code	Dimensions(mm) B	Dimensions(mm) C
12	3.50	3.30
13	4.80	3.30
14	6.10	3.30
15	6.90	3.30
16	9.90	3.30
17	12.00	3.30
18	13.80	3.30
19	15.00	3.30
20	17.10	3.30
xxx/xx	As request B=6.50 C=3.0 Code Nr.=6.5/3.0	

Pick & Place pad	Code
W / Cap	1
W / O Cap	2

Dimension "D"	Code
3.90	10
4.10	20
As request For Eg. D=4.0 Code Nr.=4.0	XX

Number of contact	Code
04–80–poles Double	04–80
01–40–poles Single	01–40

Plating option	Code
Full gold flash plated	10
Tin plated	50
Selective gold flash plated	60
10u"Selective gold plated	610
15u"Selective gold plated	615
20u"Selective gold plated	620
30u"Selective gold plated	630

W.E.

146B,147B

Pin–Header–Strips–Single/Double row –2.54 mm pitch–Right angle

Technical Data :

Insulator Material:	High Temperature Thermoplastic,UL 94V–0
Contact :	0.635x0.635mm.
Contact Material:	copper alloy
Plating:	Au or Sn over Nickel
Current Rating :	3 Amp
Insulator resistance :	5000 Megohms min.
Dielectric withstanding :	AC 500V for 1 Minute
Operating Temperature:	–40 ℃ to +105 ℃ .
Max. processing Temp:	230 ℃ for 30–60 seconds. 260 ℃ for 10 seconds.
Mates with :	157,158,159,160,162,342,622,624,625



RoHS Compliant

146B serie

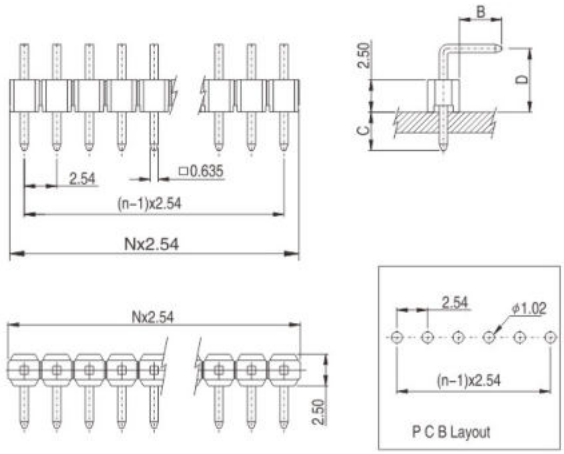

147B serie

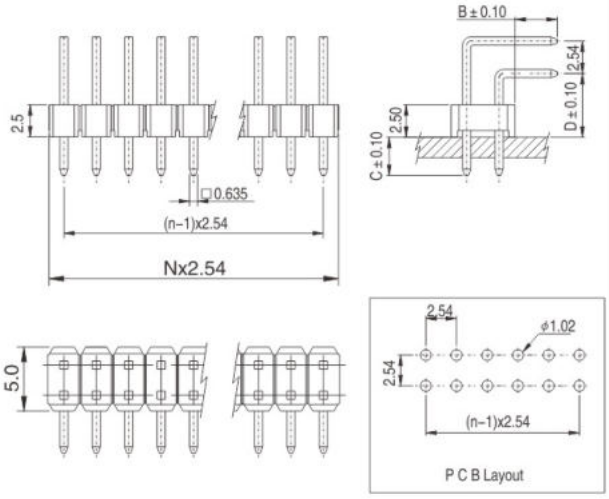

How to order

1	4	6	B	—			—			—				—			
1	4	7	B	—			—			—				—			

Serie–Nr. | Terminal code | Dimension "D" | Nr. of contact | Plating option

Terminal code	Dimensions(mm) B	Dimensions(mm) C	Terminal code	Dimensions(mm) B	Dimensions(mm) C
12	3.50	3.30	18	13.80	3.30
13	4.80	3.30	19	15.00	3.30
14	6.10	3.30	20	17.10	3.30
15	6.90	3.30	xxx/xx	As request For Eg. B=6.50, C=3.0 Code Nr.=6.50/3.0	
16	9.90	3.30			
17	12.00	3.30			

Number of contact		Code
01–50–poles Single		01–50
04–100–poles	Double	004–100

Dimensions "D"	Code
3.90	10
4.10	20
As request For Eg. D=4.0 Code Nr.= 4.0	XX

Plating option	Code
Full gold flash plated	10
Tin plated	50
Selective gold flash plated	60
10u"Selective gold plated	610
15u"Selective gold plated	615
20u"Selective gold plated	620
30u"Selective gold plated	630

W.E.

146–1,147–1

Pin–Header–Strips–Double row–2.54mm Right angle – Dual body type

Technical Data :

Insulator Material:	High Temperature Thermoplastic,UL 94V–0
Contact :	0.635x0.635mm.
Contact Material:	copper alloy
Plating:	Au or Sn over Nickel
Current Rating :	3 Amp
Insulator resistance :	5000 Megohms min.
Dielectric withstanding :	AC 500V for 1 Minute
Operating Temperature:	–40 ℃ to +105 ℃ .
Max. processing Temp:	230 ℃ for 30–60 seconds. 260 ℃ for 10 seconds.
Mates with :	157,159,160,165,342,348,622,624,625



RoHS Compliant

146–1

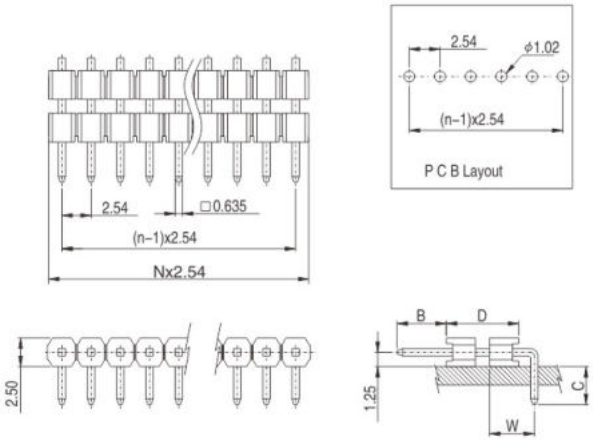

147–1

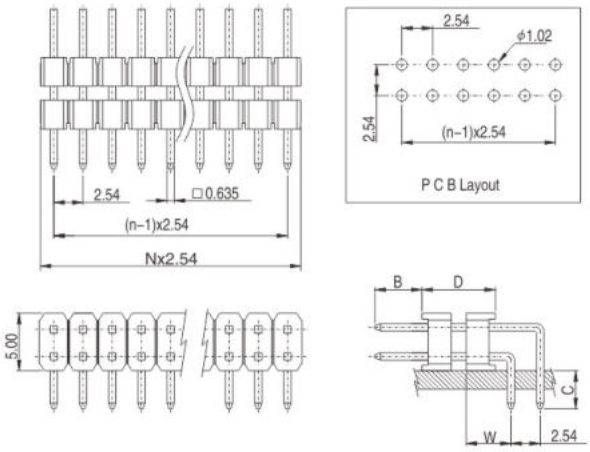

How to order

1	4	6	–	1	–			–				–		
1	4	7	–	1	–			–				–		

Serie–Nr. | Terminal code | Nr. of contact | Plating option

Terminal code	Dimensions(mm)			
	B	C	D	W
12	4.60	3.30	6.50	3.90
13	4.80	3.30	6.80	3.90
XX/XX/XX	as request			
FOR Eg. B=4.65,C=3.2,D=6.2,W=4.1				
CODE Nr.=4.65/3.2/6.2/4.1				

Number of contact	Code
01~50 Single	01~50
04~100 Double	04~100

Plating option	Code
Full gold flash plated	10
Tin plated	50
Selective gold flash plated	60
10u"Selective gold plated	610
15u"Selective gold plated	615
20u"Selective gold plated	620
30u"Selective gold plated	630

W.E.

146–2,147–2

Pin–Header–Strips–Single/Double row–2.54mm Right angle

Technical Data :

Insulator Material:	High Temperature Thermoplastic,UL 94V–0
Contact :	0.635x0.635mm.
Contact Material:	copper alloy
Plating:	Au or Sn over Nickel
Current Rating :	3 Amp
Insulator resistance :	5000 Megohms min.
Dielectric withstanding :	AC 500V for 1 Minute
Operating Temperature:	–40 ℃ to +105 ℃ .
Max. processing Temp:	230 ℃ for 30–60 seconds. 260 ℃ for 10 seconds.
Mates with :	157,159,160,165,342,348,622,624,625



RoHS Compliant

146–2

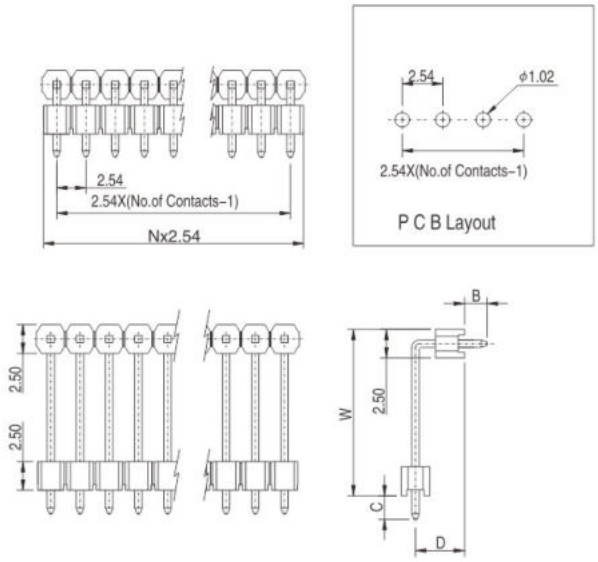

147–2

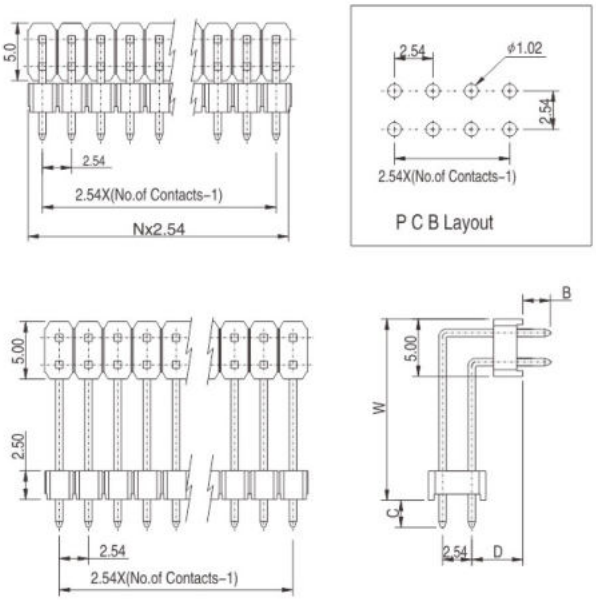

How to order

1	4	6	–	2	–			–				–		
1	4	7	–	2	–			–				–		

Serie–Nr. Terminal code Nr. of contact Plating option

Terminal code	Dimensions(mm)			
	B	C	D	W
12	4.60	3.30	3.90	13.5
13	4.80	3.30	3.90	16.8
XX/XX/XX	as request			
FOR Eg. B=4.65,C=3.2,D=6.2,W=15.6				
CODE Nr.=4.65/3.2/6.2/15.6				

Number of contact	Code
01~50 Single	01~50
04~100 Double	04~100

Plating option	Code
Full gold flash plated	10
Tin plated	50
Selective gold flash plated	60
10u"Selective gold plated	610
15u"Selective gold plated	615
20u"Selective gold plated	620
30u"Selective gold plated	630

W.E.

148,148–1

Pin Header Strips 90° Triple Row 03 to 120 Contacts
Grid Pattern 2.54mm

Technical Data :

Insulator Material:	High Temperature Thermoplastic,UL 94V–0
Contact :	0.635x0.635mm.
Contact Material:	copper alloy
Plating:	Au or Sn over Nickel
Current Rating :	3 Amp
Insulator resistance :	5000 Megohms min.
Dielectric withstanding :	AC 500V for 1 Minute
Operating Temperature:	–40 ℃ to +105 ℃ .
Max. processing Temp:	230 ℃ for 30–60 seconds. 260 ℃ for 10 seconds.
Mates with :	157,622



RoHS Compliant

148 Serie

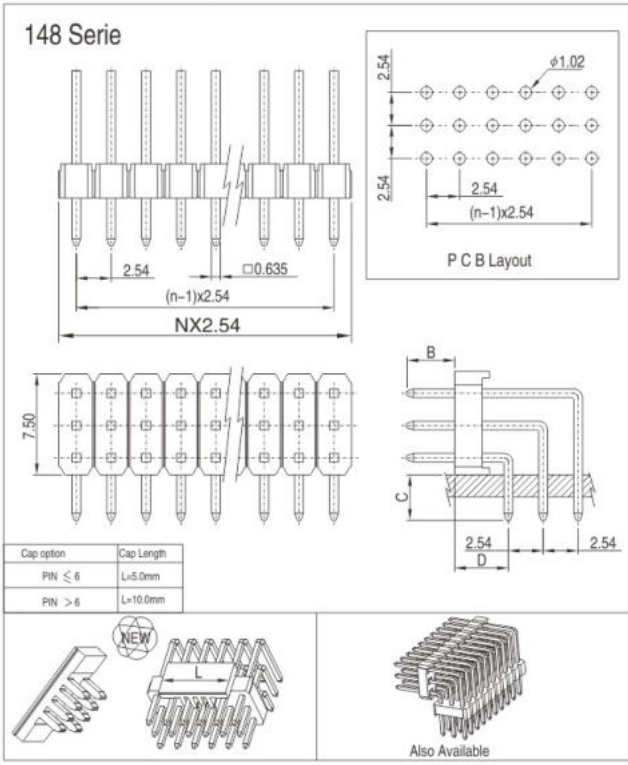

Cap option	Cap Length
PIN ≤ 6	L=5.0mm
PIN > 6	L=10.0mm

148–1 Serie

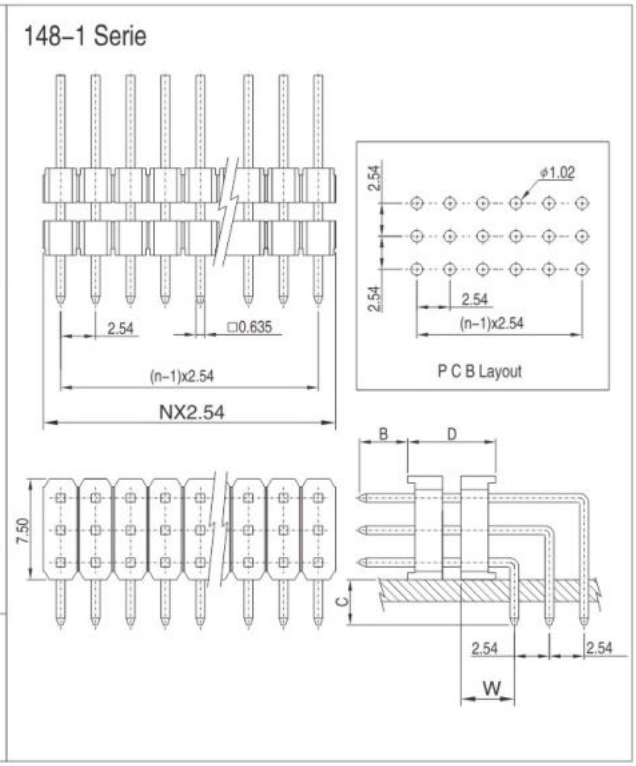

How to order

1	4	8	—			—				—			—	
1	4	8	—	1	—			—				—			Cap

Serie–Nr. Terminal code Nr.of Contact Plating option

Terminal code	(148)Dimensions(mm)		
	B	C	D
14	6.10	3.30	3.90
XXX/XXX/XXX		As request	
FOR Eg. B=3.05,C=3.3,D=4.1			
CODE Nr. =3.05/3.3/4.1			

Terminal code	(148–1)Dimensions(mm)			
	B	C	D	W
14	6.10	3.30	6.5	3.90
XXX/XXX/XXX		As request		
FOR Eg. B=3.05,C=3.3,D=6.2,W=4.1				
CODE Nr. =3.05/3.3/6.2/4.1				

Number of contact	Code
006–120–poles	006–120

Pick & Place pad	Code
W /Cap(only for 148)	1
W / O Cap	2

Plating option	Code
Full gold flash plated	10
Tin plated	50
Selective gold flash plated	60
10u"Selective gold plated	610
15u"Selective gold plated	615
20u"Selective gold plated	620
30u"Selective gold plated	630

W.E.

149,150

Pin–Header–Strips–Single/Double row –2.54 mm pitch–Dual body type

Technical Data :

Insulator Material:	High Temperature Thermoplastic,UL 94V–0
Contact :	0.635x0.635mm.
Contact Material:	copper alloy
Plating:	Au or Sn over Nickel
Current Rating :	3 Amp
Insulator resistance :	5000 Megohms min.
Dielectric withstanding :	AC 500V for 1 Minute
Operating Temperature:	–40° C to +105° C.
Max. processing Temp:	230° C for 30–60 seconds. 260° C for 10 seconds.
Mates with :	157,158,159,160,162,342,348,623,624,625



RoHS Compliant

149 serie

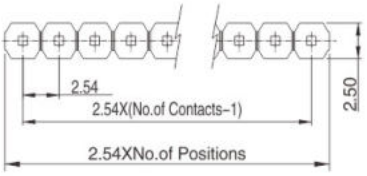

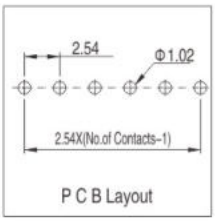

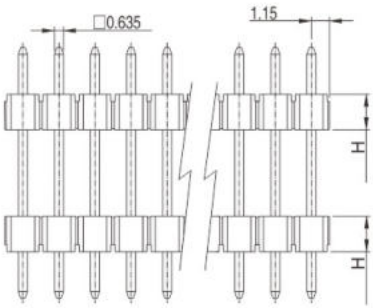

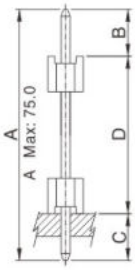

150 serie

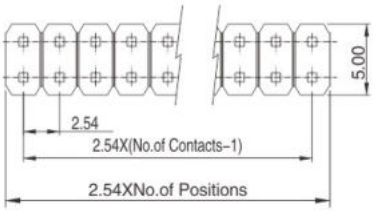

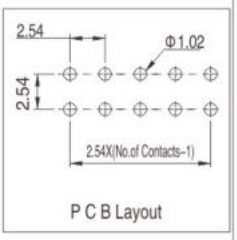

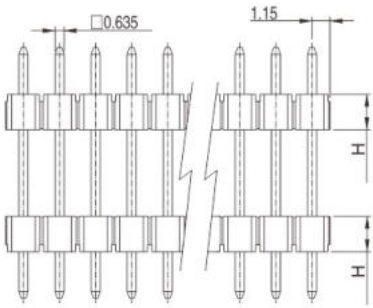

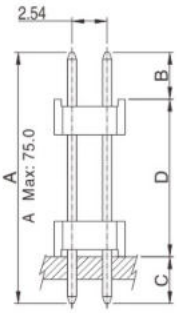

How to order

1	4	9	–	□	□	–	□	□	–	□	□	□	–	□	□
1	5	0	–	□	□	–	□	□	–	□	□	□	–	□	□
Serie–Nr.				Terminal code			Connector Type			Nr.of Contact				Plating option	

Terminal code	Dimensions(mm) A	B	C	D
16	17.70	5.70	3.30	8.70
17	19.80	5.70	3.30	10.80
18	21.60	5.70	3.30	12.60
19	22.80	5.70	3.30	13.80
20	24.90	5.70	3.30	15.90
21	26.70	5.70	3.30	17.70

Terminal code	Dimensions(mm) A	B	C	D
22	29.00	5.70	3.30	20.00
23	30.80	5.70	3.30	21.80
24	37.80	5.70	3.30	28.80
25	40.80	5.70	3.30	31.80

xx/xx/xx/xx As request
For Eg.A=17.7B=5.7C=3.3D=8.7
Code Nr. = 17.7/5.7/3.3/8.7

Number of contact	Code
01~50–poles Single	01~50
04~100–poles Double	04~100

Connector Type (insulator body height)	Code
H=1.7 mm	10
H=2.5 mm	20

Plating option	Code
Full gold flash plated	10
Tin plated	50
Selective gold flash plated	60
10u"Selective gold plated	610
15u"Selective gold plated	615
20u"Selective gold plated	620
30u"Selective gold plated	630

W.E.

353A

Pin–Header–Strips–Single row for Surface Mount Technic and High–Temperature Body 2.54mm pitch

Technical Data :

Insulator Material:	High Temperature Thermoplastic,UL 94V–0
Contact :	0.635x0.635mm.
Contact Material:	copper alloy
Plating:	Au or Sn over Nickel
Current Rating :	3 Amp
Insulator resistance :	5000 Megohms min.
Dielectric withstanding :	AC 500V for 1 Minute
Operating Temperature:	–40 ℃ to +105 ℃ .
Max. processing Temp:	230 ℃ for 30–60 seconds. 260 ℃ for 10 seconds.
Mates with :	626



RoHS Compliant

TYPE A

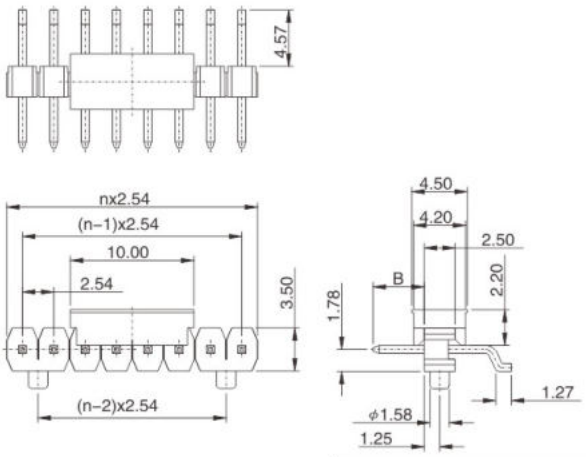

TYPE B

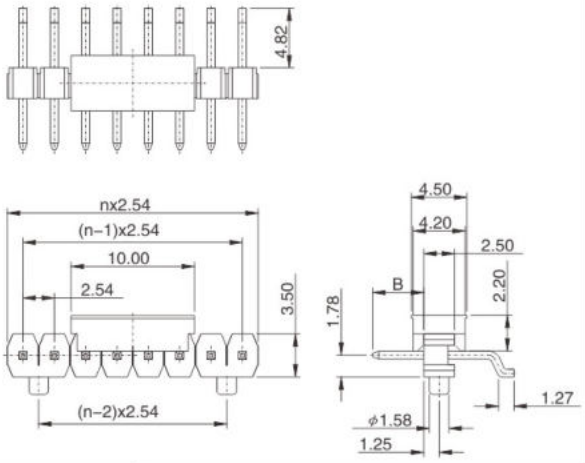

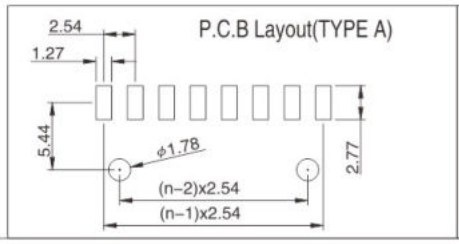

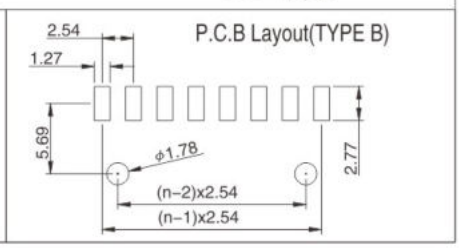

How to order

3	5	3	A	–			–			–				–			–			–		
Serie–Nr.					Terminal code			Layout			Nr.of Contact				Plating			Cap Option		Packing Option		Location peg

Terminal code	Dimensions(mm) B
13	3.05
14	5.84
15	8.13
16	10.67
xx	AS request
For Eg. B=4.0 Code Nr.=4.0	

Layout	Code
Horizontal right angle A	10
Horizontal right angle B	20

Number of contact	Code
02~30–poles Single	02~30

Plating option	Code
Full gold flash plated	10
Tin plated	50
Selective gold flash plated	60
10u"Selective gold plated	610
15u"Selective gold plated	615
20u"Selective gold plated	620
30u"Selective gold plated	630

Pick & Place Pad	Code
W/ Cap	1
W/O Cap	2

Packing Option	Code
Tube	1
Tape & Reel	2

Location peg option	Code
W/ peg	10
W/O peg	00

W.E.

313A

Pin–Header–Strips–Double row for Surface Mount Technic and High–Temperature Body 2.54mm pitch

Technical Data :

Insulator Material:	High Temperature Thermoplastic,UL 94V–0
Contact :	0.635x0.635mm.
Contact Material:	copper alloy
Plating:	Au or Sn over Nickel
Current Rating :	3 Amp
Insulator resistance :	5000 Megohms min.
Dielectric withstanding :	AC 500V for 1 Minute
Operating Temperature:	–40 ℃ to +105 ℃ .
Max. processing Temp:	230 ℃ for 30–60 seconds. 260 ℃ for 10 seconds.
Mates with :	626



RoHS Compliant

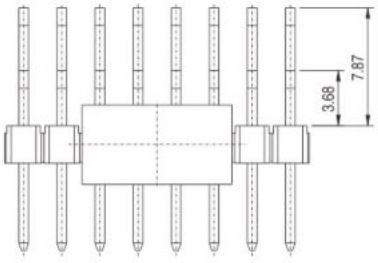

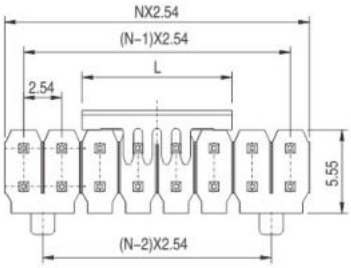

M Type

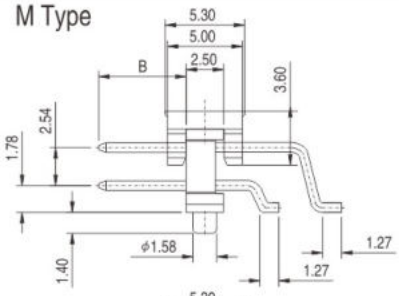

D Type

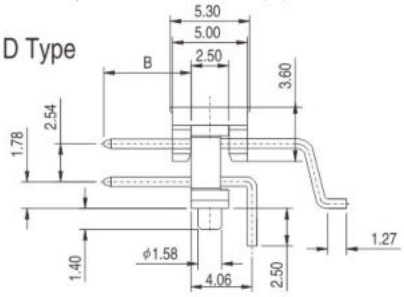

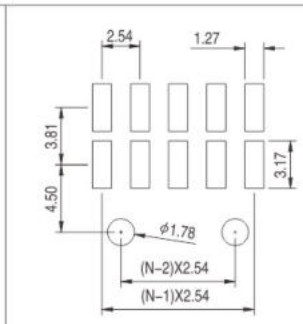

M Type P.C.B Layout

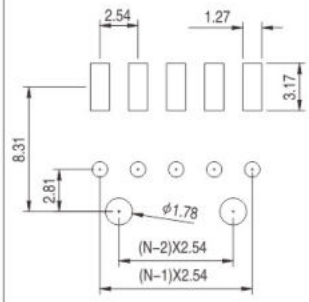

D Type P.C.B Layout

S313 Type

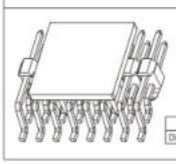

Condition	Cap option
Dimension "B" ≥ 10.16	S313 Type

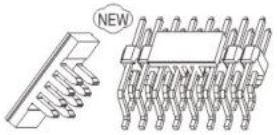

Cap option	Cap Length
PIN ≤ 6	L=5.0mm
PIN > 6	L=10.0mm

How to order

3	1	3	A	–			–				–			–		–		
Serie–Nr.					Terminal code			Layout		Nr.of Contact			Plating			Cap Option		Packing Option		Location peg

Terminal code	Dimensions(mm)
	B
13	3.05
14	5.84
15	8.13
16	10.67
xx	AS request
For Eg. B=4.0 Code Nr.=4.0	

Layout	Code
M Type	1
D Type	2

Number of contact		Code
04~40–poles	Double	04~40

Plating option	Code
Full gold flash plated	10
Tin plated	50
Selective gold flash plated	60
10u"Selective gold plated	610
15u"Selective gold plated	615
20u"Selective gold plated	620
30u"Selective gold plated	630

Pick & Place Pad	Code
W/ Cap	1
W/O Cap	2

Packing Option	Code
Tube	1
Tape & Reel	2

Location peg option	Code
W/ peg	10
W/O peg	00

W.E.

313A–1

Pin–Header–Strips–Double row for Surface Mount Technic and High–Temperature Body 2.54mm pitch

Technical Data :

Insulator Material:	High Temperature Thermoplastic,UL 94V–0
Contact :	0.635x0.635mm.
Contact Material:	copper alloy
Plating:	Au or Sn over Nickel
Current Rating :	3 Amp
Insulator resistance :	5000 Megohms min.
Dielectric withstanding :	AC 500V for 1 Minute
Operating Temperature:	–40 ℃ to +105 ℃ .
Max. processing Temp:	230 ℃ for 30–60 seconds. 260 ℃ for 10 seconds.
Mates with :	626



RoHS Compliant

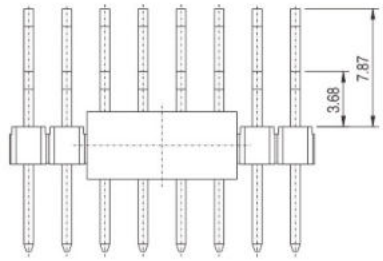

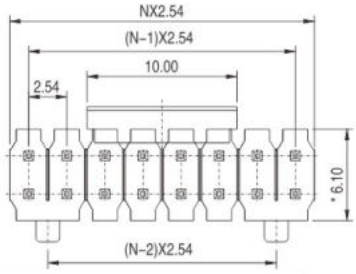

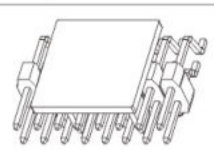

M Type

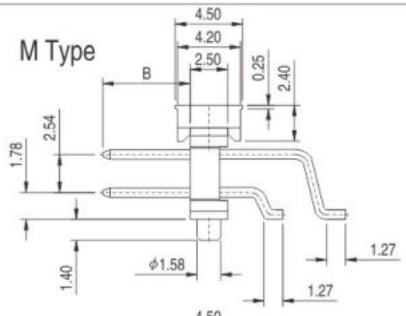

D Type

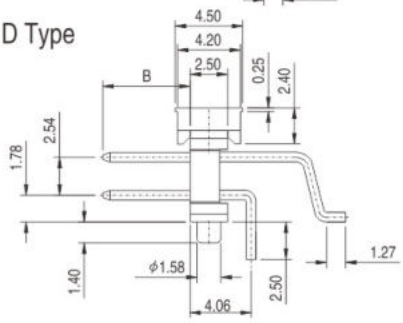

condition	Cap option
Dimension "B" ⩾ 10.16	SPL Type

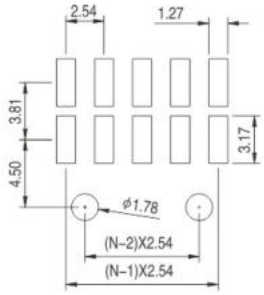

M Type P.C.B Layout

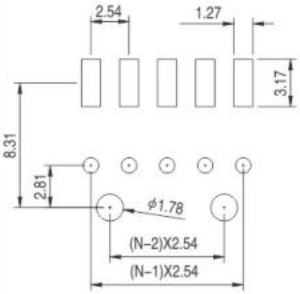

D Type P.C.B Layout

How to order

3	1	3	A	–	1	–			–		–				–			–		–		
Serie–Nr.						Terminal code		Layout		Nr.of	Contact		Plating			Cap Option		Packing Option		Location peg		

Terminal code	Dimensions(mm) B
13	3.05
14	5.84
15	8.13
16	10.67
xx	AS request
For Eg. B=4.0 Code Nr.=4.0	

Layout	Code
M Type	1
D Type	2

Number of contact	Code
04~70–poles Double	04~70

Plating option	Code
Full gold flash plated	10
Tin plated	50
Selective gold flash plated	60
10u"Selective gold plated	610
15u"Selective gold plated	615
20u"Selective gold plated	620
30u"Selective gold plated	630

Pick & Place Pad	Code
W/ Cap	1
W/O Cap	2

Packing Option	Code
Tube	1
Tape & Reel	2

Location peg option	Code
W/ peg	10
W/O peg	00

W.E.

313

Pin–Header–Strips–Double row for Surface Mount Technic and High–Temperature Body 2.54mm pitch,Vertical Type

Technical Data :

Insulator Material:	High Temperature Thermoplastic,UL 94V–0
Contact :	0.635x0.635mm.
Contact Material:	copper alloy
Plating:	Au or Sn over Nickel
Current Rating :	3 Amp
Insulator resistance :	5000 Megohms min.
Dielectric withstanding :	AC 500V for 1 Minute
Operating Temperature:	–40 ℃ to +105 ℃ .
Max. processing Temp:	230 ℃ for 30–60 seconds. 260 ℃ for 10 seconds.
Mates with :	157,159,160,342,348,622,624,625



RoHS Compliant

313 serie (Vertical right angle)

Cap option	Length
PIN < 6	L=5.00mm
PIN = 6	L=7.50mm
PIN > 6	L=8.50mm

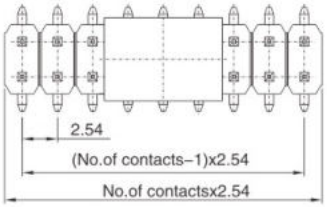

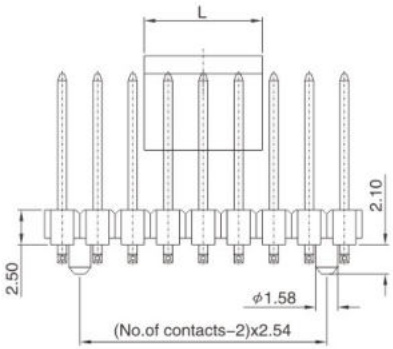

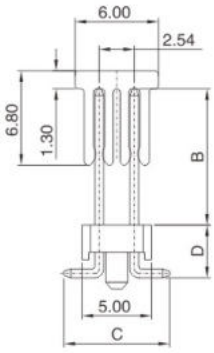

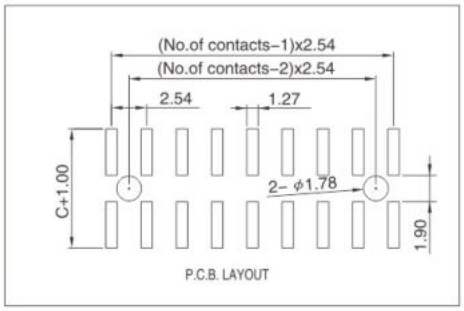

How to order

3	1	3	–			–			–			–			–		–		
Serie–Nr.				Terminal code			Layout			No.of contact			Plating			Cap		Packing		Location peg

Terminal code	Dimensions(mm)		
	B	C	D
12	3.50	7.60	3.8
13	4.80	7.60	3.8
14	6.10	7.60	3.8
15	6.90	7.60	3.8
16	9.90	7.60	3.8
17	5.84	7.60	3.8
18	8.13	7.60	3.8
19	10.67	7.60	3.8
XXX	as request		
FOR Eg. B=4.60 C=6.0 D=3.9 CODE Nr = 4.60/6.0/3.9			

Layout	Code
Vertical double row	23

Number of contact		Code
04–60 poles	Double	04–60

Pick & Place pad	Code
W / Cap	1
W / O Cap	2

Plating option	Code
Full gold flash plated	10
Tin plated	50
Selective gold flash plated	60
10u"Selective gold plated	610
15u"Selective gold plated	615
20u"Selective gold plated	620
30u"Selective gold plated	630

Packing option	Code
Tube	1
Tape & Reel	2

Location peg option	Code
W / peg	10
W / O peg	00

W.E.

353

Pin-Header-Strips-Single row for Surface Mount Technic and High-Temperature Body 2.54mm pitch,Vertical Type

Technical Data :

Insulator Material:	High Temperature Thermoplastic,UL 94V-0
Contact :	0.635x0.635mm.
Contact Material:	copper alloy
Plating:	Au or Sn over Nickel
Current Rating :	3 Amp
Insulator resistance :	5000 Megohms min.
Dielectric withstanding :	AC 500V for 1 Minute
Operating Temperature:	-40°C to +105°C.
Max. processing Temp:	230°C for 30-60 seconds. 260°C for 10 seconds.
Mates with :	157,158,159,160,162,342,622,623,624,625

RoHS Compliant

353 serie (Vertical right angle)

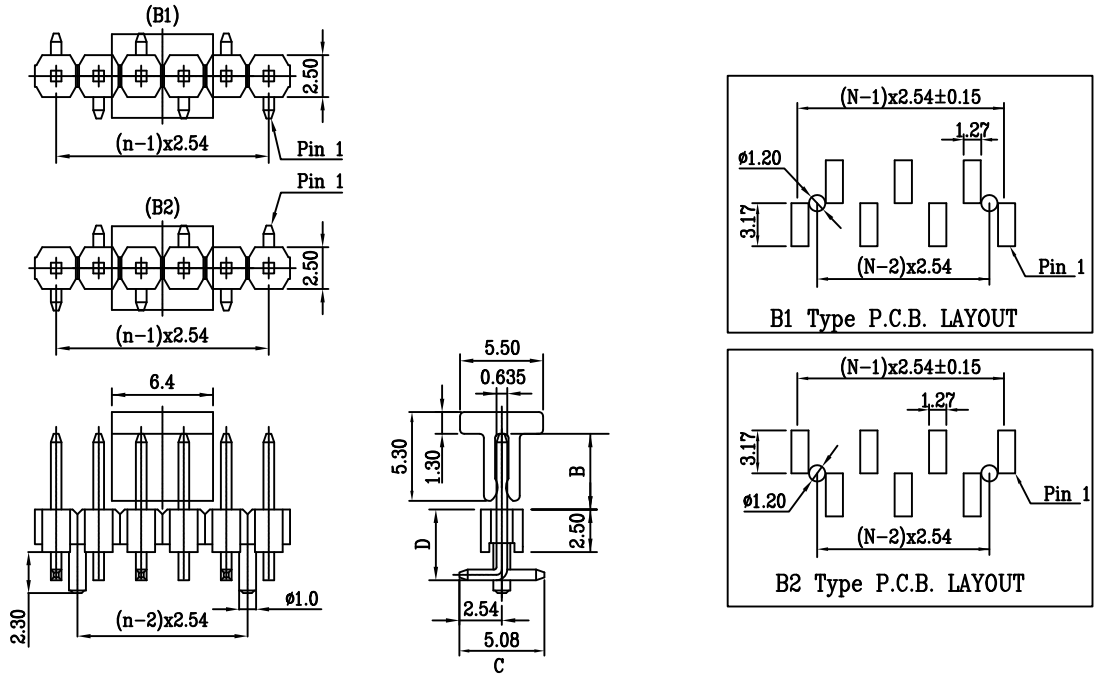

How to order

3	5	3	–	□	□	–	□	□	–	□	□	–	□	□	–	□	–	□	□
Serie-Nr.				Terminal code			Layout			No.of contact			Plating			Cap		Packing	Location peg

Terminal code	Dimensions(mm)		
	B	C	D
12	3.50	5.08	3.8
13	4.80	5.08	3.8
14	6.10	5.08	3.8
15	6.90	5.08	3.8
16	9.90	5.08	3.8
17	5.84	5.08	3.8
18	8.13	5.08	3.8
19	10.67	5.08	3.8
XXX	as request		
FOR Eg. B=4.60 C=6.0 D=3.9 CODE Nr = 4.60/6.0/3.9			

Layout	Code
Vertical single row B1 Type	21
Vertical single row B2 Type	22

Number of contact	Code
02~30 poles Single	02-30

Pick & Place pad	Code
W / Cap	1
W / O Cap	2

Plating option	Code
Full gold flash plated	10
Tin plated	50
Selective gold flash plated	60
10u"Selective gold plated	610
15u"Selective gold plated	615
20u"Selective gold plated	620
30u"Selective gold plated	630

Packing option	Code
Tube	1
Tape & Reel	2

Location peg option	Code
W / peg	10
W / O peg	00

W.E.

313–1

Pin Header–Double Body Type SMT Type 2.54mm pitch

Technical Data :

Insulator Material:	High Temperature Thermoplastic,UL 94V–0
Contact :	0.635x0.635mm.
Contact Material:	copper alloy
Plating:	Au or Sn over Nickel
Current Rating :	3 Amp
Insulator resistance :	5000 Megohms min.
Dielectric withstanding :	AC 500V for 1 Minute
Operating Temperature:	–40 ℃ to +105 ℃ .
Max. processing Temp:	230 ℃ for 30–60 seconds. 260 ℃ for 10 seconds.
Mates with :	157,159,160,165,342,622,624,625



RoHS Compliant

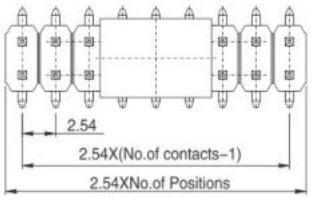

Cap option	Length
PIN < 6	L=5.00mm
PIN = 6	L=7.50mm
PIN > 6	L=8.50mm

Contact form

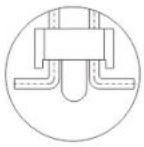

View A

Note:When the terminal code is not standard and quantity ≤ 30 Kpins

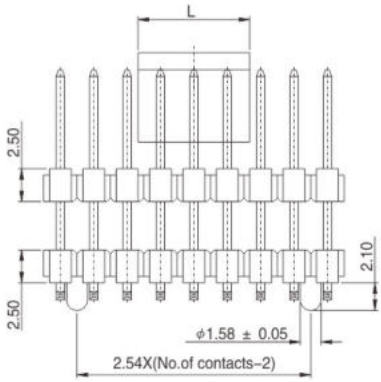

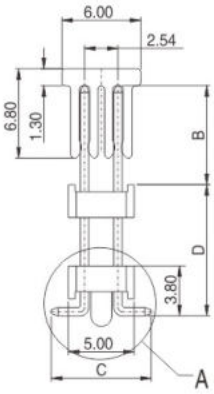

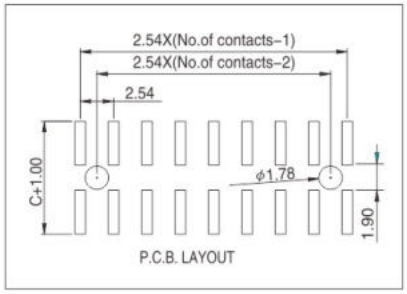

How to order

3	1	3	–	1	–			–			–			–		–		–	
Serie–Nr.						Nr.of Contact.			Dimension			Plating			Cap		Packing		Peg

Number of contact	Code
Double Row 04–60 poles	04–60

Terminal Code	Dimension(mm)		
	B	C	D
10	3.5	7.5	7.5
20	4.8	7.5	7.0
30	6.5	7.5	9.8
XX/XX/XX	As request		
For EG.B=7.0 C=7.8 D=6.5			
Code Nr.=7.0/7.8/6.5			

Plating option	Code
Full gold flash plated	10
Tin plated	50
Selective gold flash plated	60
10u"Selective gold plated	610
15u"Selective gold plated	615
20u"Selective gold plated	620
30u"Selective gold plated	630

Pick & PLace Pad	Code
W/ Cap	1
W/O Cap	2

Packing Option	Code
Tube	1
Tape & Reel	2

Location peg	Code
W/ Location peg	10
W/O Location peg	00

W.E.

353-1

Pin-Header-Strips-Single row -Dual body Vertical SMT type

Technical Data :

Insulator Material:	High Temperature Thermoplastic,UL 94V-0
Contact :	0.635x0.635mm.
Contact Material:	copper alloy
Plating:	Au or Sn over Nickel
Current Rating :	3 Amp
Insulator resistance :	5000 Megohms min.
Dielectric withstanding :	AC 500V for 1 Minute
Operating Temperature:	-40°C to +105°C.
Max. processing Temp:	230°C for 30-60 seconds. 260°C for 10 seconds.
Mates with :	157,158,159,160,162,342,622,623,624,625

RoHS Compliant

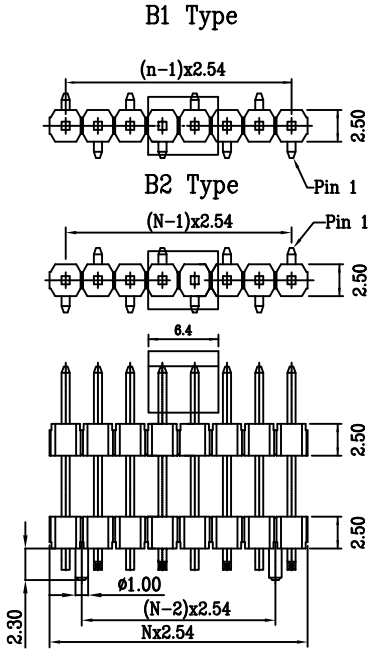

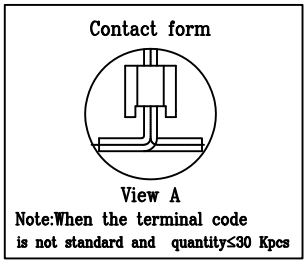

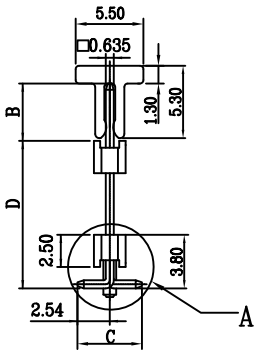

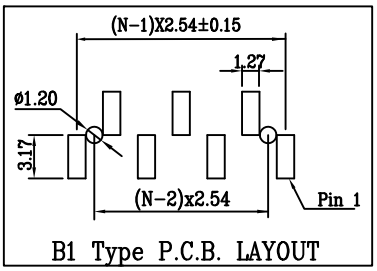

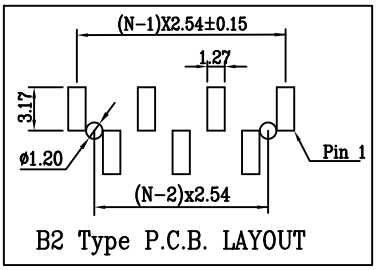

How to order

3 5 3 - 1 - □□ - □□ - □□ - □□ - □□ - □ - □ - □□

Serie-Nr. | Terminal code | No.of contact | Loyout | Plating | Cap | Packing | Location peg

Terminal code	Dimensions(mm)		
	B	C	D
13	3.50	5.08	7.2
14	4.80	5.08	7.2
15	6.10	5.08	6.7
16	6.90	5.08	8.9
xx/xx	As request		
For Eg. B=7.0 D=6.5 Code Nr.=7.0/6.5			

Number of contact	Code
single row 02 - 30	02-30

Layout option	Code
B1 Type	21
B2 Type	22

Plating option	Code
Full gold flash plated	10
Tin plated	50
Selective gold plated	60
10u"Selective gold plated	610
15u"Selective gold plated	615
20u"Selective gold plated	620
30u"Selective gold plated	630

Pick & Place pad	Code
W / Cap	1
W / O Cap	2

Packing option	Code
Tube	1
Tape & Reel	2

Location peg option	Code
W / peg	10
W / O peg	00

W.E.

313,353

Pin–Header–Strips–Single/Double row for Surface Mount Technic and High–Temperature Body 2.54mm pitch

Technical Data :

Insulator Material:	High Temperature Thermoplastic,UL 94V–0
Contact :	0.635x0.635mm.
Contact Material:	copper alloy
Plating:	Au or Sn over Nickel
Current Rating :	3 Amp
Insulator resistance :	5000 Megohms min.
Dielectric withstanding :	AC 500V for 1 Minute
Operating Temperature:	–40 ℃ to +105 ℃ .
Max. processing Temp:	230 ℃ for 30–60 seconds. 260 ℃ for 10 seconds.
Mates with :	626



RoHS Compliant

313 serie (Horizontal right angle)

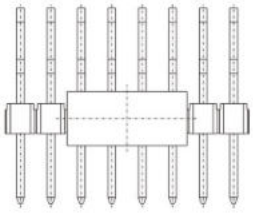

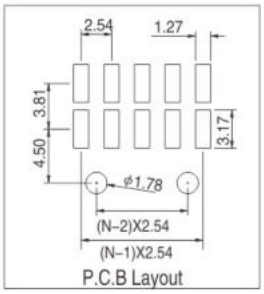

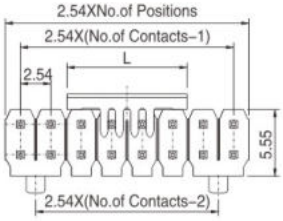

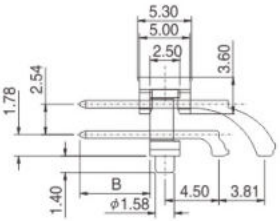

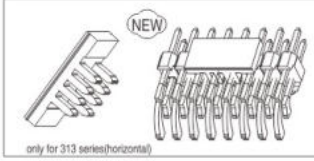

Cap option	Cap Length
PIN ≤ 6	L=5.0mm
PIN > 6	L=10.0mm

353 serie (Horizontal right angle)

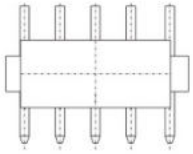

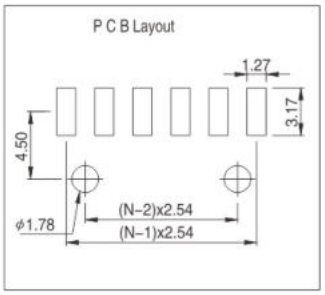

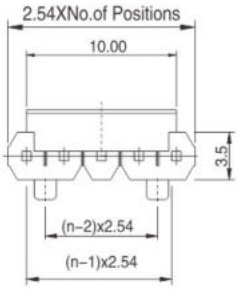

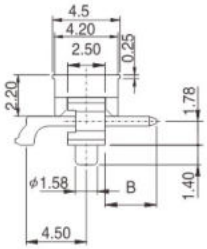

How to order

3	1	3	—			—		—				—			—		—		
3	5	3	—			—		—				—			—		—		

Serie–Nr. | Terminal code | Layout | Nr.of Contact | Plating | Cap Option | Packing Option | Location peg

Terminal code	Dimensions(mm)
	B
13	3.05
14	5.84
15	8.13
16	10.67

Layout	Code
Horizontal right angle	1

Number of contact	Code
02~30–poles Single	02~30
04~40–poles Double	04~40

Plating option	Code
Full gold flash plated	10
Tin plated	50
Selective gold flash plated	60
10u"Selective gold plated	610
15u"Selective gold plated	615
20u"Selective gold plated	620
30u"Selective gold plated	630

Pick & Place Pad	Code
W/ Cap	1
W/O Cap	2

Packing Option	Code
Tube	1
Tape & Reel	2

Location peg option	Code
W/ peg	10
W/O peg	00

W.E.

138

Ejector Header Dip & SMT Type pitch 2.54mm,High Temperature Thermoplastic

Technical Data :

Insulator Material:	High Temperature Thermoplastic,PA6T UL 94V-0
Contact :	0.64x0.64mm
Contact Material:	copper alloy
Plating:	Au or Sn over Nickel
Current Rating :	3 Amp
Insulator resistance :	5000 Megohms min.
Dielectric withstanding :	AC 500V for 1 Minute
Operating Temperature:	-40 ℃ to +105 ℃ .
Max. processing Temp:	230 ℃ for 30-60 seconds. 260 ℃ for 10 seconds.
Mates with :	141



RoHS Compliant

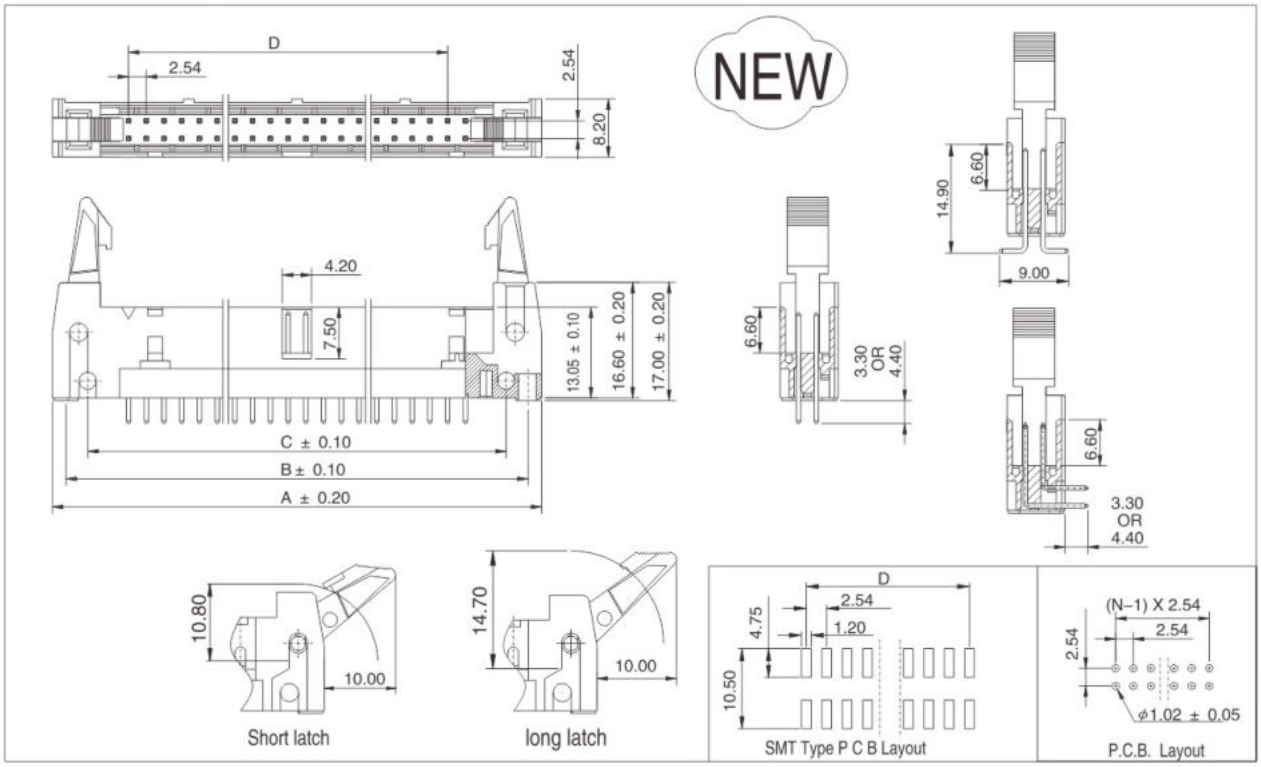

How to order

1	3	8	—			—		—			—	6	0	—		
Serie-Nr.				Nr.of contact			Connect. Type		Latch Lever			Plating			Solder tail	

Nr. of contact	Dimensions(mm) A	B	C	D	Code
10	32.00	27.94	21.84	10.17	010
14	37.08	33.02	26.92	15.25	014
16	39.62	35.56	29.46	17.79	016
20	44.70	40.64	34.54	22.87	020
24	49.78	45.72	39.62	27.94	024
26	52.32	48.26	42.16	30.49	026
30	57.40	53.34	47.28	35.56	030
34	62.48	58.42	52.32	40.65	034
40	70.10	66.04	59.94	48.27	040
50	82.80	78.74	72.64	60.97	050
60	95.50	91.44	85.34	73.66	060
64	100.58	96.52	90.42	78.74	064

Connector type	Code
Dip solder straight	N1
Dip solder 90 °	N2
SMT type	N3

Latch lever options	Code
Without latches	00
With short latches	10
With long latches	20

Plating option	Code
Full Gold Flash plated	10
Tin plated	50
Selective gold Flash plated	60
10u"Selective gold plated	610
15u"Selective gold plated	615
20u"Selective gold plated	620
30u"Selective gold plated	630

Solder tail	Code
3.30mm	33
4.40mm	45

W.E.

138PF

Ejector Header press fit Type pitch 2.54mm

Technical Data :

Insulator Material:	High Temperature Thermoplastic,PA6T UL 94V-0
Contact :	0.64x0.64mm
Contact Material:	copper alloy
Plating:	Au or Sn over Nickel
Current Rating :	3 Amp
Insulator resistance :	5000 Megohms min.
Dielectric withstanding :	AC 500V for 1 Minute
Operating Temperature:	-40 ℃ to +105 ℃ .
Max. processing Temp:	230 ℃ for 30-60 seconds. 260 ℃ for 10 seconds.
Mates with :	141



RoHS Compliant

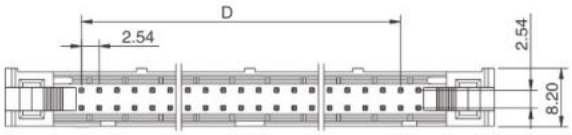

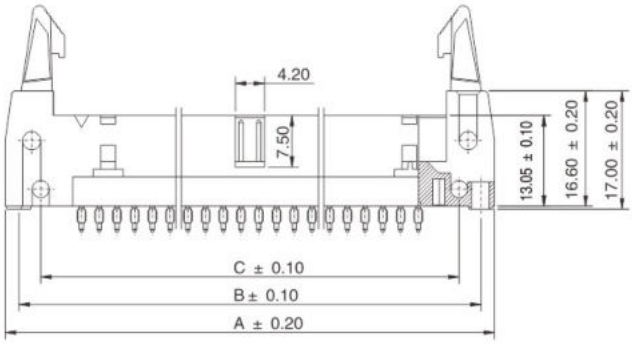

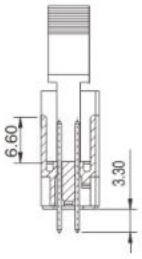

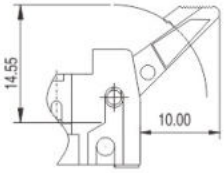

long latch

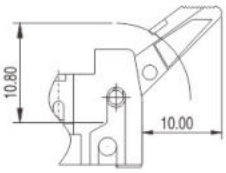

short latch

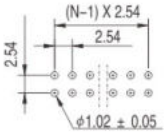

P.C.B. Layout

How to order

1	3	8	P	F	—			—			—	6	0	—		
Serie-Nr.						Nr.of contact			Latch Lever			Plating			Solder tail	

Nr. of contact	Dimensions(mm) A	B	C	D	Code
10	32.00	27.94	21.84	10.17	010
14	37.08	33.02	26.92	15.25	014
16	39.62	35.56	29.46	17.79	016
20	44.70	40.64	34.54	22.87	020
24	49.78	45.72	39.62	27.94	024
26	52.32	48.26	42.16	30.49	026
30	57.40	53.34	47.28	35.56	030
34	62.48	58.42	52.32	40.65	034
40	70.10	66.04	59.94	48.27	040
50	82.80	78.74	72.64	60.97	050
60	95.50	91.44	85.34	73.66	060
64	100.58	96.52	90.42	78.74	064

Latch lever options	Code
Without latches	00
With short latches	10
With long latches	20

Plating option	Code
Full Gold Flash plated	10
Tin plated	50
Selective gold Flash plated	60
10u"Selective gold plated	610
15u"Selective gold plated	615
20u"Selective gold plated	620
30u"Selective gold plated	630

Solder tail	Code
3.30mm	33

W.E.

137

2.54mm Shrouded header with straight/angled pins & SMT Type

Technical Data :

Insulator Material:	High Temperature Thermoplastic,UL 94V-0
Contact :	0.64x0.64mm
Contact Material:	copper alloy
Plating:	Au or Sn over Nickle
Current Rating :	3 Amp
Insulator resistance :	5000 Megohms min.
Dielectric withstanding :	AC 500V for 1 Minute
Operating Temperature:	-40°C to +105°C.
Max. processing Temp:	230°C for 30-60 seconds. 260°C for 10 seconds.
Mates with :	141,157159,160,162,342,348,349,622,624

RoHS Compliant

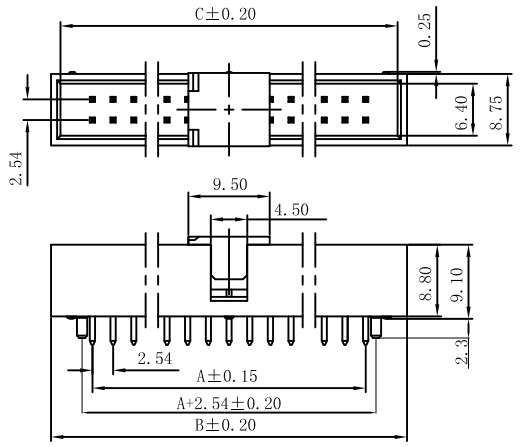

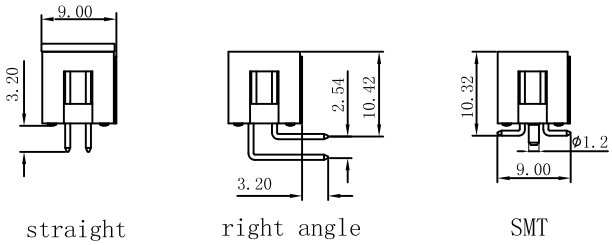

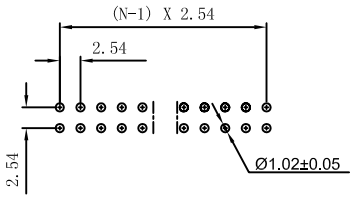

P C B Layout

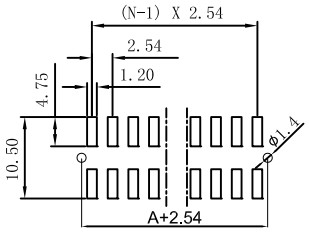

P C B Layout

How to order

1	3	7	—	□	□	—	□	—	□	□	—	□	—	□	—	□
Serie-Nr.				Nr.of contact			Connect. Type		Plating			Cap		Packing		Location peg

Nr. of contact	Dimensions(mm) A	B	C	Code
06	5.08	15.24	12.94	06
10	10.16	20.31	18.02	010
12	12.70	22.85	20.56	012
14	15.24	25.39	23.10	014
16	17.78	27.93	25.64	016
20	22.86	33.01	30.72	020
24	27.94	38.09	35.80	024
26	30.48	40.63	38.34	026
30	35.56	45.71	43.42	030
34	40.64	50.79	48.50	034
40	48.26	58.41	56.12	040
44	53.34	63.49	61.20	044
50	60.96	71.11	68.82	050
60	73.66	83.81	81.52	060
64	76.74	88.89	86.60	064

Connector type	Code
Dip solder straight	1
Dip solder 90°	2
SMT Style	3

Plating option	Code
Full Gold Flash plated	10
Tin plated	50
Selective gold Flash plated	60
10u"Selective gold plated	610
15u"Selective gold plated	615
20u"Selective gold plated	620
30u"Selective gold plated	630

Pick & Place pad	Code
W / Cap	1
W / O Cap	2
For SMT Type only	

Packing option	Code
Tube	1
Tape & Reel	2
Tray	3

Location peg option	Code
W / peg	10
W / O peg	00

W.E.

137PF

2.54mm Shrouded header press fit Type

Technical Data :

Insulator Material:	High Temperature Thermoplastic,UL 94V-0
Contact :	0.64x0.64mm
Contact Material:	copper alloy
Plating:	Au or Sn over Nickel
Current Rating :	3 Amp
Insulator resistance :	5000 Megohms min.
Dielectric withstanding :	AC 500V for 1 Minute
Operating Temperature:	-40 ℃ to +105 ℃ .
Max. processing Temp:	230 ℃ for 30-60 seconds. 260 ℃ for 10 seconds.
Mates with :	141,157159,160,162,342,348,349,622,624



RoHS Compliant

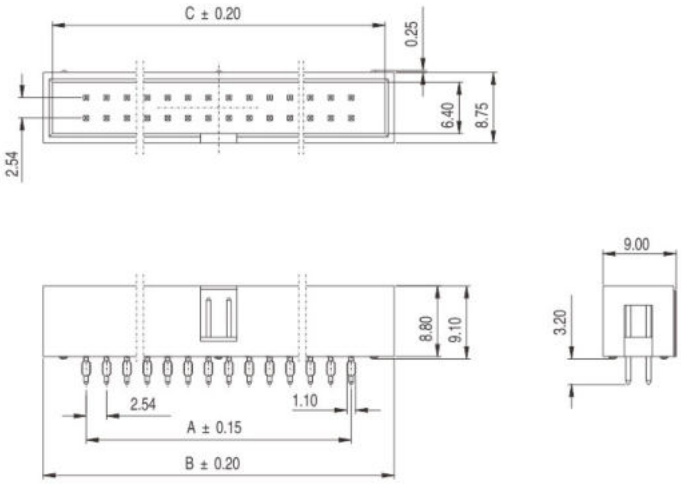

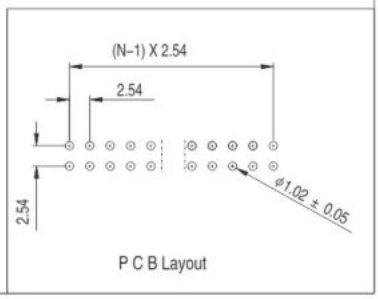

How to order

1	3	7	P	F	—			—		
Serie-Nr.						Nr.of contact			Plating	

Nr. of contact	Dimensions(mm) A	B	C	Code
10	10.16	20.31	18.02	010
14	15.24	25.39	23.10	014
16	17.78	27.93	25.64	016
20	22.86	33.01	30.72	020
24	27.94	38.09	35.80	024
26	30.48	40.63	38.34	026
30	35.56	45.71	43.42	030
34	40.64	50.79	48.50	034
40	48.26	58.41	56.12	040
44	53.34	63.49	61.20	044
50	60.96	71.11	68.82	050
60	73.66	83.81	81.52	060
64	78.74	88.89	86.60	064

Plating option	Code
Full Gold Flash plated	10
Tin plated	50
Selective gold Flash plated	60
10u"Selective gold plated	610
15u"Selective gold plated	615
20u"Selective gold plated	620
30u"Selective gold plated	630

W.E.

154

2.54mmX2.54mm Box Type Dual Row

Technical Data :

Insulator Material:	High Temperature Thermoplastic,UL 94V-0
Contact :	0.635x0.635mm
Contact Material:	copper alloy
Plating:	Au or Sn over Nickel
Current Rating :	3 Amp
Insulator resistance :	5000 Megohms min.
Dielectric withstanding :	AC 500V for 1 Minute
Operating Temperature:	-40°C to +105°C.
Max. processing Temp:	230°C for 30-60 seconds. 260°C for 10 seconds.
Mates with :	157,159,160,165,342,348,622,624

RoHS Compliant

Dip Type

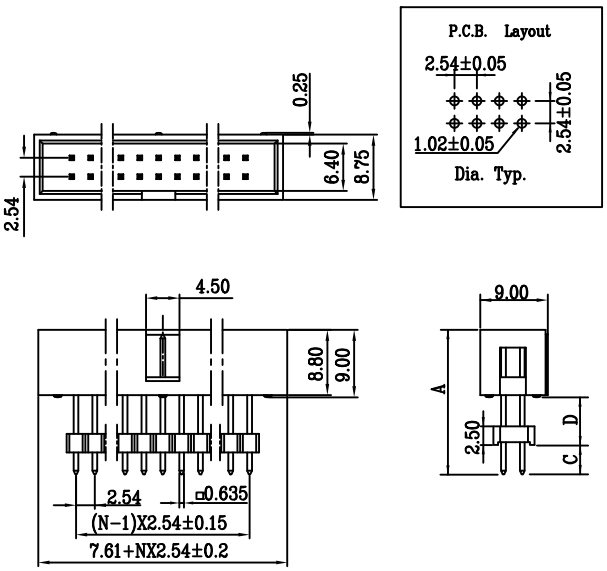

SMT Type

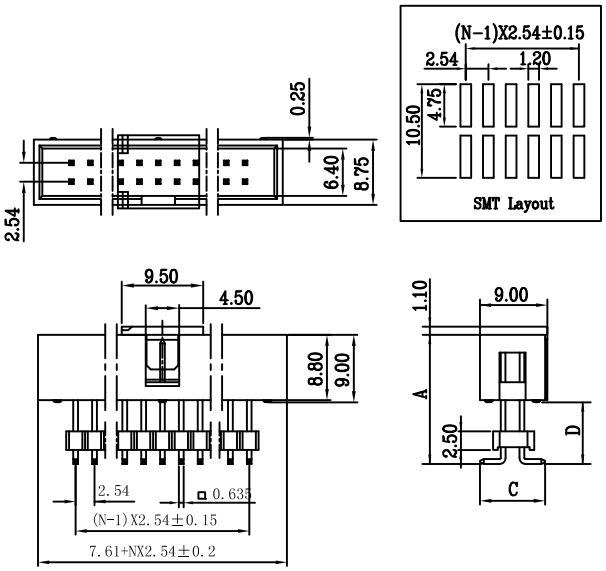

How to order

1	5	4	—	□	□	—	□	□	□	—	□	□	—	□	□	—	□	—	□
Serie-Nr.				Terminal code			Nr.of contact				Connector type			Plating option			Cap		Packing

Dimensions(mm)			Dip	SMT	code
A(Dip)	A(SMT)	D	C		
19.80	16.50	7.50	3.30	9.00	10
21.50	18.20	9.20	3.30	9.00	20
AS request			XXX/XXX/XX		
FOR Eg. A=33.6 D=21.2 C=10.00					
Code Nr.=33.6/21.2/10.00					

Number of contact	Code
06~64	06~64

Connector type	Code
Dip solder straight	1
SMT Type	3

Plating option	Code
Full gold flash plated	10
Tin plated	50
Selective gold flash plated	60
10u"Selective gold plated	610
15u"Selective gold plated	615
20u"Selective gold plated	620
30u"Selective gold plated	630

Pick & Place pad	Code
W / Cap	1
W / O Cap	2

Packing option	Code	Note
Tube	1	
Tape & Reel	2	A≤20
Tray	3	

W.E.

862

0.8mm Pitch Female Header Double Row SMT Type

Technical Data :

Insulator Material:	High Temperature Thermoplastic,UL 94V-0.
Contact Material:	copper alloy
Plating:	Au or Sn over Nickel
Current Rating :	0.5 Amp
Insulator resistance :	1000 Megohms min
Dielectric withstanding :	AC 300V for 1 Minute
Operating Temperature:	-40° C to +105° C.
Max. processing Temp:	230° C for 30-60 seconds. 260° C for 10 seconds.
Mates with :	861



RoHS Compliant

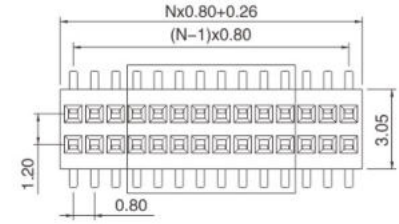

Length of the Cap Option	
06-10 Pin	L=3.0mm
12-100 Pin	L=6.35mm

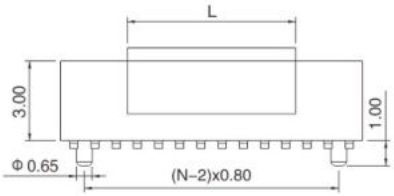

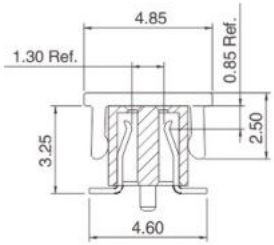

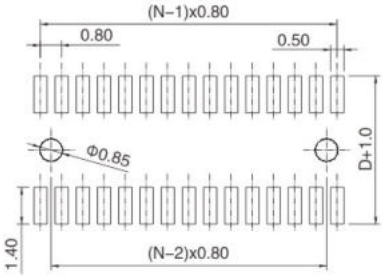

P C B Layout

How to order

8 6 2 – □□ – □□ – □ – □ – □□

Serie-Nr. | Nr. of contact | Plating option | Cap Option | Packing | Location Peg

Number of contact	Code
06~100 Pin	06~100

Plating option	Code
Full gold flash plated	10
Tin plated	50
Selective gold flash plated	60
10u"Selective gold plated	610
15u"Selective gold plated	615
30u"Selective gold plated	630

Pick & Place Pad	Code
W/ Cap	1
W/O Cap	2

Packing option	Code
Tube	1
Tape & Reel	2

Location Peg Option	Code
W/ Location Peg	10
W/O Location Peg	00

W.E.

597

1.0mm Pitch Female header

Technical Data:

Insulator Material:	High Temperature Thermoplastic,UL 94V-0
Contact:	stamped and formed,Phosphor Bronze
Plating:	Au or Sn over Nickel
Current Rating:	1 Amp
Contact resistance:	20 milliohms Max.
Insulator resistance:	500 Megohms min.
Dielectric withstanding:	AC 500V for 1 Minute.
Operating Temperature:	-40°C to +105°C.
Max. processing Temp:	230°C for 30-60 seconds. 260°C for 10 seconds.
Mates with:	595,596

RoHS Compliant

Top Entry

06-78Pin

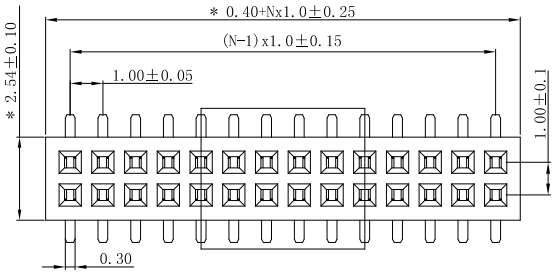

80&100Pin

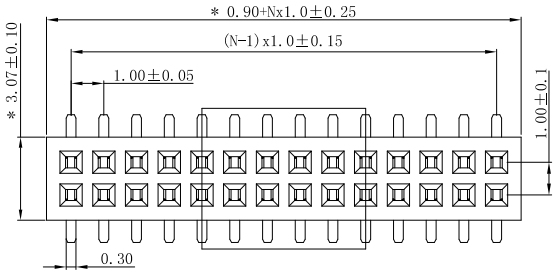

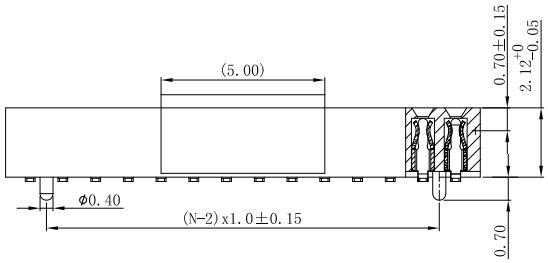

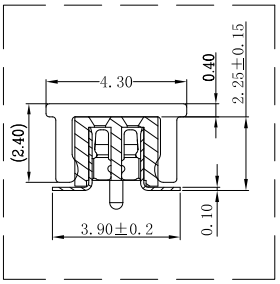

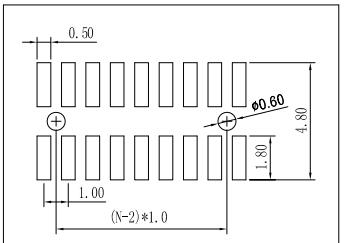

P.C.B Layout

How to order

5	9	7	–	□	□	–	□	□	–	□	□	–	□	□	–	□	□	–	□	□
Serie-Nr.				Nr.of Contact.			Connector type			Plating			Cap option			Packing			Location Peg	

Nr. of Contact	Code
06 to 100 contacts	06-100

Connector type	Code
Top Entry Profile: 2.25mm	10

Plating option	Code
Full gold flash plated	10
Tin plated	50

Pick & Place Pad	Code
W/ Cap	1
W/O Cap	2

Packing Option	Code
Tube	1
Tape & Reel	2

Location peg option	Code
W/ peg	10
W/O peg	00

W.E.

603

High– Density Female Headers–Economy Version 1.27mm pitch Height:4.6mm

Technical Data :

Insulator Material:	High Temperature Thermoplastic,UL 94V–0
Contact :	stamped and formed,Phosphor Bronze
Plating:	Au or Sn over Nickel
Current Rating :	1 Amp
Contact resistance:	20 milliohms Max.
Insulator resistance :	500 Megohms min.
Dielectric withstanding :	AC 500V for 1 Minute.
Operating Temperature:	–40 ℃ to +105 ℃ .
Max. processing Temp:	230 ℃ for 30–60 seconds. 260 ℃ for 10 seconds.
Mates with :	Pitch 1.27mm , □ 0.46mm male header



RoHS Compliant

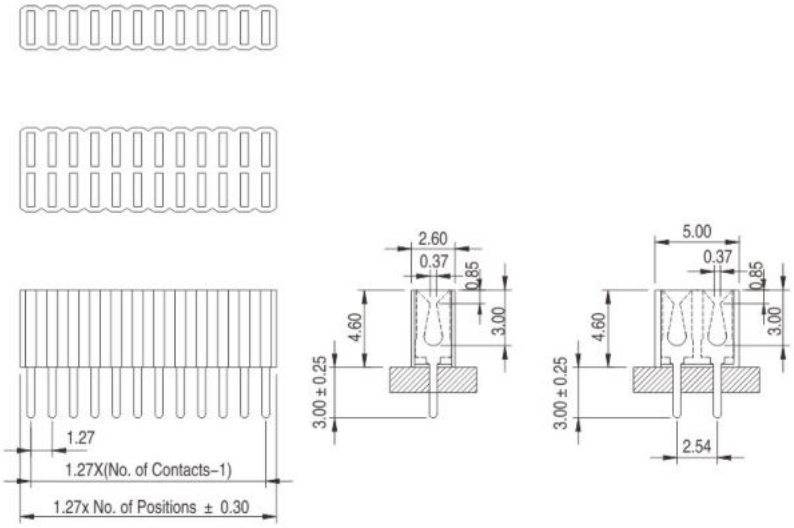

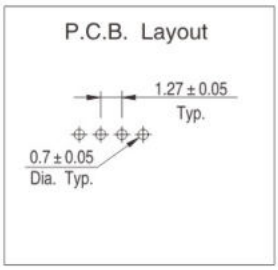

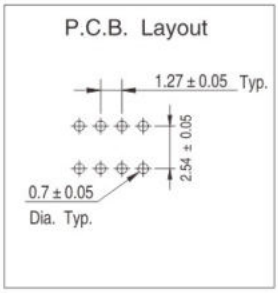

How to order

6	0	3	—				—		
Serie–Nr.				Nr.of	Contact	Nr.of	Row	Plating	

Number of contact	Code
1 – single max. 40 poles	02–40
2 – double max. 100 poles	04–100

Number of row	Code
1 – single	1
2 – double	2

Plating option contact	Code
Gold plated	10
Tin plated	50
Selective gold flash plated	60
10u"Selective gold plated	610
20u"Selective gold plated	620
30u"Selective gold plated	630

W.E.

604

High Density Female header SMT Type 1.27mm pitch

Technical Data :

Insulator Material:	High Temperature Thermoplastic,UL 94V-0
Contact :	stamped and formed,Phosphor Bronze
Plating:	Au or Sn over Nickel
Current Rating :	1 Amp
Contact resistance:	20 milliohms Max.
Insulator resistance :	500 Megohms min.
Dielectric withstanding :	AC 500V for 1 Minute.
Operating Temperature:	-40 ℃ to +105 ℃ .
Max. processing Temp:	230 ℃ for 30-60 seconds. 260 ℃ for 10 seconds.
Mates with :	Pitch 1.27mm, □0.46mm male header



RoHS Compliant

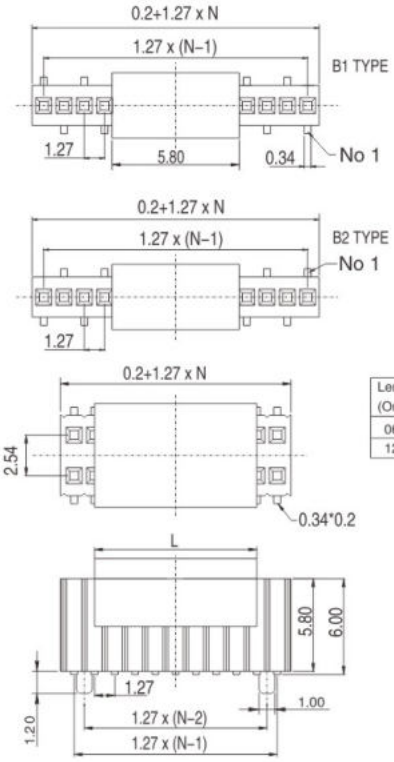

Length of the Cap Option (Only for double row)	
06-10 Pin	L=5.08mm
12-100 Pin	L=10.16mm

(Single)

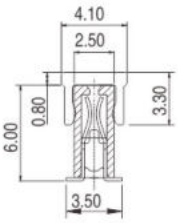

(Double)

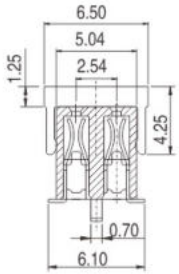

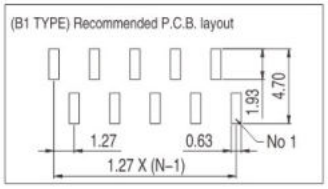

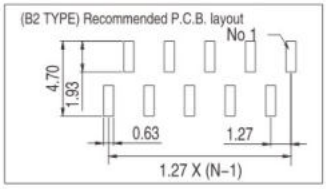

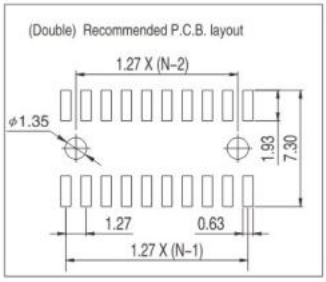

How to order

6	0	4	—				—			—			—			—			—		
Serie-Nr.				Nr.of Contact.				Nr.of Row			Plating			Cap Option			Packing			Locating peg	

Number of contact	Code
Single Row Max. 40 poles	003-040
Double Row Max. 100 poles	006-100

Number of Row	Code
Single B1	11
Single B2	12
Double	20

Plating option	Code
Gold plated	10
Tin plated	50
Selective gold flash plated	60
10u"Selective gold plated	610
20u"Selective gold plated	620
30u"Selective gold plated	630

Pick & Place Pad	Code
W/ Cap	1
W/O Cap	2

Packing Option	Code
Tube	1
Tape & Reel	2

peg option	Code
W/Locating peg	10
W/0 Locating peg	00
For Double row only	

W.E.

605

Female Header 1.27mm Pitch straight For square pin

Technical Data :

Insulator Material:	High Temperature Thermoplastic,UL 94V-0
Contact :	stamped and formed,Phosphor Bronze
Plating:	Au or Sn over Nickel
Current Rating :	1 Amp
Contact resistance:	20 milliohms Max.
Insulator resistance :	500 Megohms min.
Dielectric withstanding :	AC 500V for 1 Minute.
Operating Temperature:	-40°C to +105°C.
Max. processing Temp:	230°C for 30-60 seconds. 260°C for 10 seconds.
Mates with :	Pitch 1.27mm, □ 0.4mm male header

RoHS Compliant

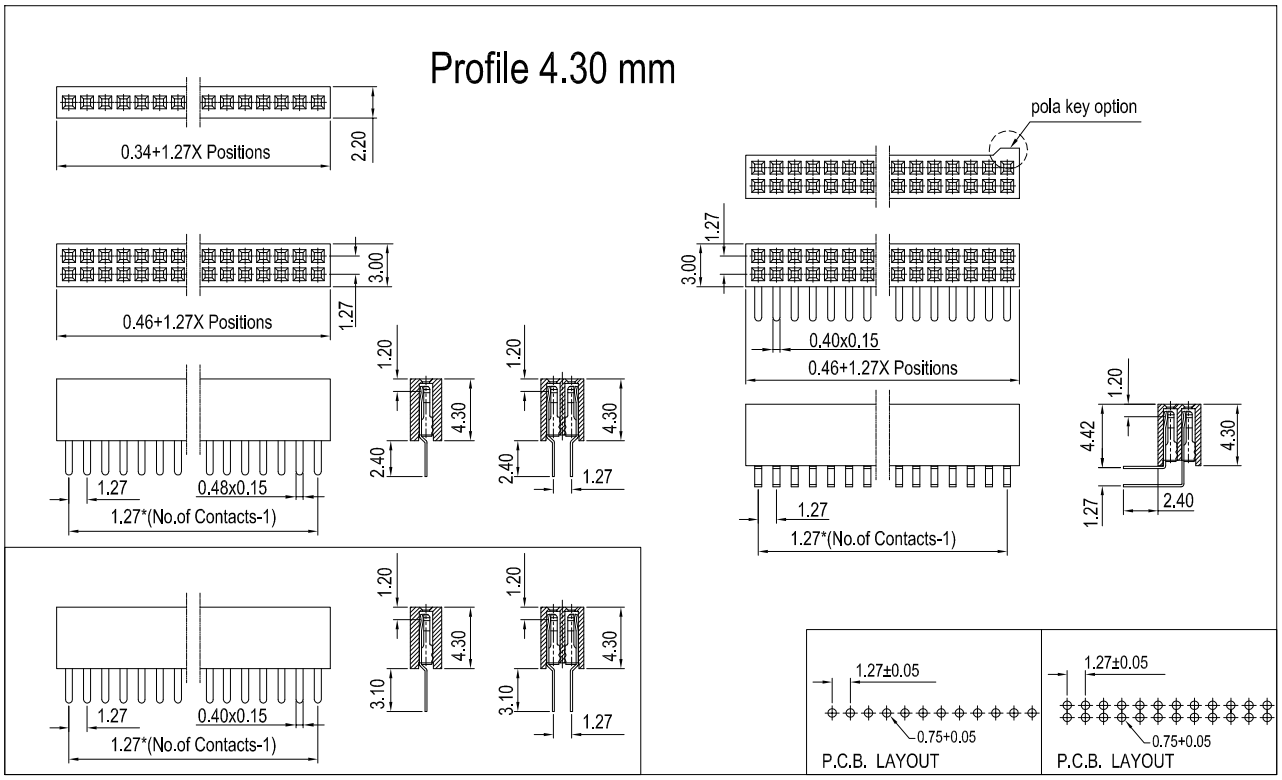

How to order

6	0	5	—	□□□	—	□	—	□□	—	□□	—	□□
Serie-Nr.				Nr.of Contact. No.of Row		Profile		Connector type		Plating		pola key option

Number of contact	Code
Single Row Max. 36	03-36
Double Row Max. 80	06-80

Number of Row	Code
Single Row	1
Double Row	2

Profile	Code
4.3mm 180° C=2.4mm	2
4.3mm 90°	3
4.3mm 180° C=3.1mm	5

Connector Type	Code
For Square pin	20

Pola key option	Code
with pola key	PK
Omit for the without pola key standard connector	

Plating option contact	Code
Gold plated	10
Tin plated	50
Selective gold plated	60
10 u" Selective gold plated	610
15 u" Selective gold plated	615
20 u" Selective gold plated	620
30 u" Selective gold plated	630

W. E.

605

Female Header 1.27mm Pitch straight For square pin

Technical Data :

Insulator Material:	High Temperature Thermoplastic,UL 94V-0
Contact :	stamped and formed,Phosphor Bronze
Plating:	Au or Sn over Nickel
Current Rating :	1 Amp
Contact resistance:	20 milliohms Max.
Insulator resistance :	500 Megohms min.
Dielectric withstanding :	AC 500V for 1 Minute.
Operating Temperature:	-40°C to +105°C.
Max. processing Temp:	230°C for 30-60 seconds. 260°C for 10 seconds.
Mates with :	Pitch 1.27mm, □ 0.4mm male header

RoHS Compliant

Profile 3.40 mm

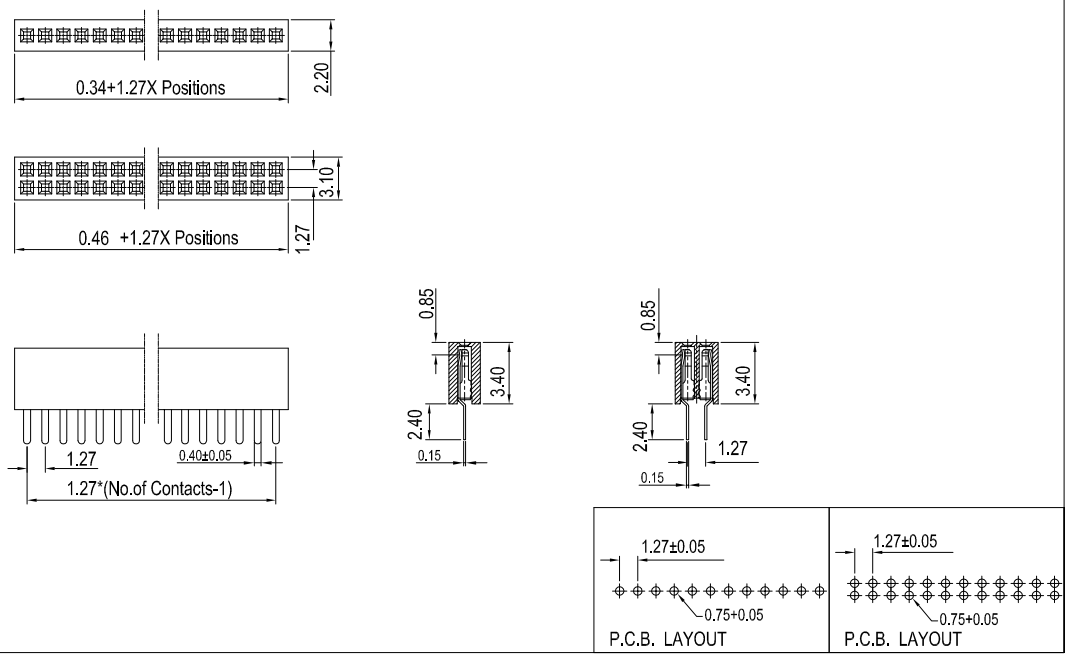

How to order

6 0 5 — □□□ — □ — □□ — □□

Serie-Nr. | Nr.of Contact. | No.of Row | Profile | Connector type | Plating

Number of contact	Code
Single Row Max. 36	03-36
Double Row Max. 80	06-80

Profile	Code
3.4mm 180°	1

Connector Type	Code
For Square pin	20

Plating option contact	Code
Gold plated	10
Tin plated	50
Selective gold plated	60
10 u" Selective gold plated	610
15 u" Selective gold plated	615
20 u" Selective gold plated	620
30 u" Selective gold plated	630

Number of Row	Code
Single Row	1
Double Row	2

W.E.

606

Female Header 1.27mm Pitch SMT Type For square pin

Technical Data :

Insulator Material:	High Temperature Thermoplastic,UL 94V-0
Contact :	stamped and formed,Phosphor Bronze
Plating:	Au or Sn over Nickel
Current Rating :	1 Amp
Contact resistance:	20 milliohms Max.
Insulator resistance :	500 Megohms min.
Dielectric withstanding :	AC 500V for 1 Minute.
Operating Temperature:	-40°C to +105°C.
Max. processing Temp:	230°C for 30-60 seconds. 260°C for 10 seconds.
Mates with :	Pitch 1.27mm, □0.4mm male header

RoHS Compliant

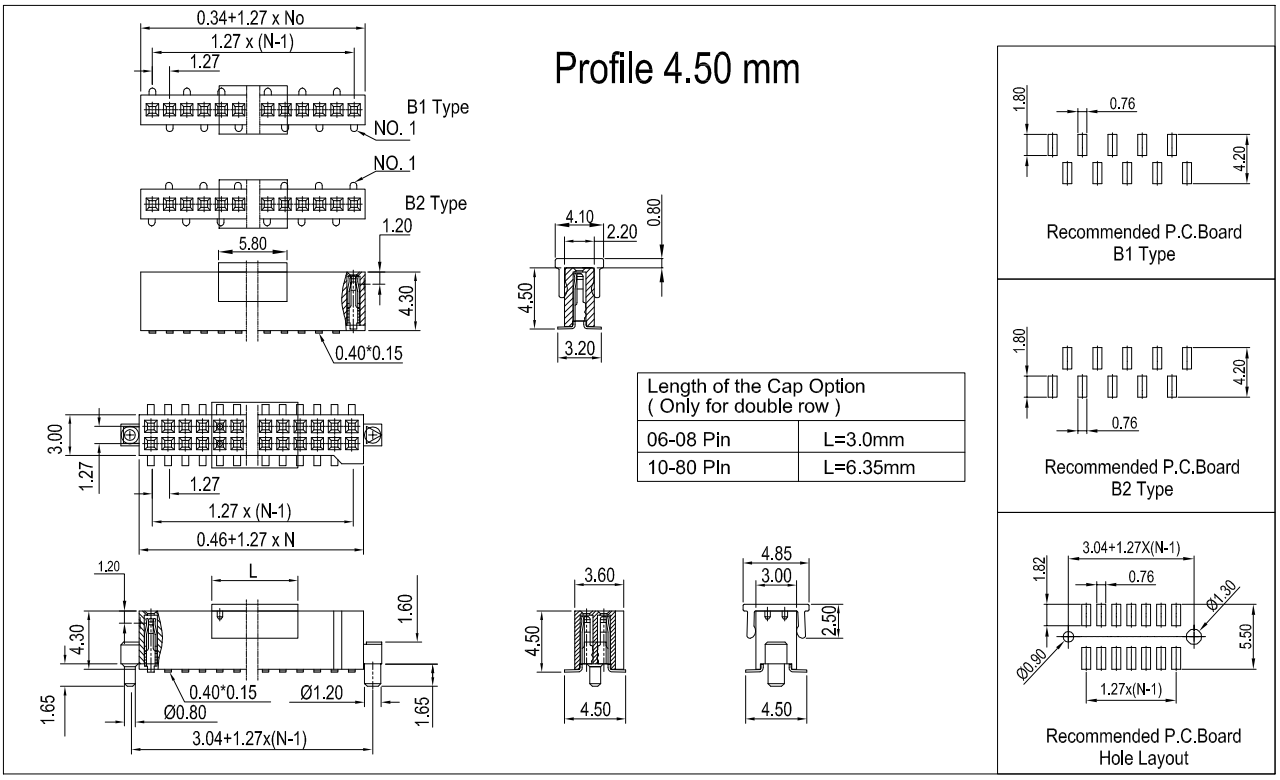

Length of the Cap Option (Only for double row)	
06-08 Pin	L=3.0mm
10-80 PIn	L=6.35mm

How to order

6 0 6 — □□ — □ — □□ — □□ — □ — □ — □ — □□ — □□

Serie-Nr. | Nr.of Contact. | Profile | Layout Option | Plating | Cap Option | Packing | Location Peg | Pola Option

Number of contact	Code
Double Row Max. 80	06-80
single row max. 36	03-36

Profile	Code
Profile H=4.5	2

Layout option	Code
B1 single	11
B2 single	12
Double row	20

Plating option	Code
Gold plated	10
Tin plated	50
Selective gold flash plated	60
10u"Selective gold plated	610
15u"Selective gold plated	615
20u"Selective gold plated	620
30u"Selective gold plated	630

Pick & Place Pad	Code
W/ Cap	1
W/O Cap	2

Packing Option	Code
Tube	1
Tape & Reel	2

Location Peg	Code
W/ Location peg	10
W/O Location peg	00
For Double row only	

pola Option	Code
W/ pola key	1
W/O pola key	0
For Double row only	

W. E.

WEITRONIC ENTERPRISE CO.,LTD. Web.site: www.weitronictw.com.tw E-mail:info@weitronictw.com.tw

更新日期：2018. 05. 29

606

Female Header 1.27mm Pitch SMT Type For square pin

Technical Data :

Insulator Material:	High Temperature Thermoplastic,UL 94V-0
Contact :	stamped and formed,Phosphor Bronze
Plating:	Au or Sn over Nickel
Current Rating :	1 Amp
Contact resistance:	20 milliohms Max.
Insulator resistance :	500 Megohms min.
Dielectric withstanding :	AC 500V for 1 Minute.
Operating Temperature:	-40°C to +105°C.
Max. processing Temp:	230°C for 30-60 seconds. 260°C for 10 seconds.
Mates with :	Pitch 1.27mm, □ 0.4mm male header

RoHS Compliant

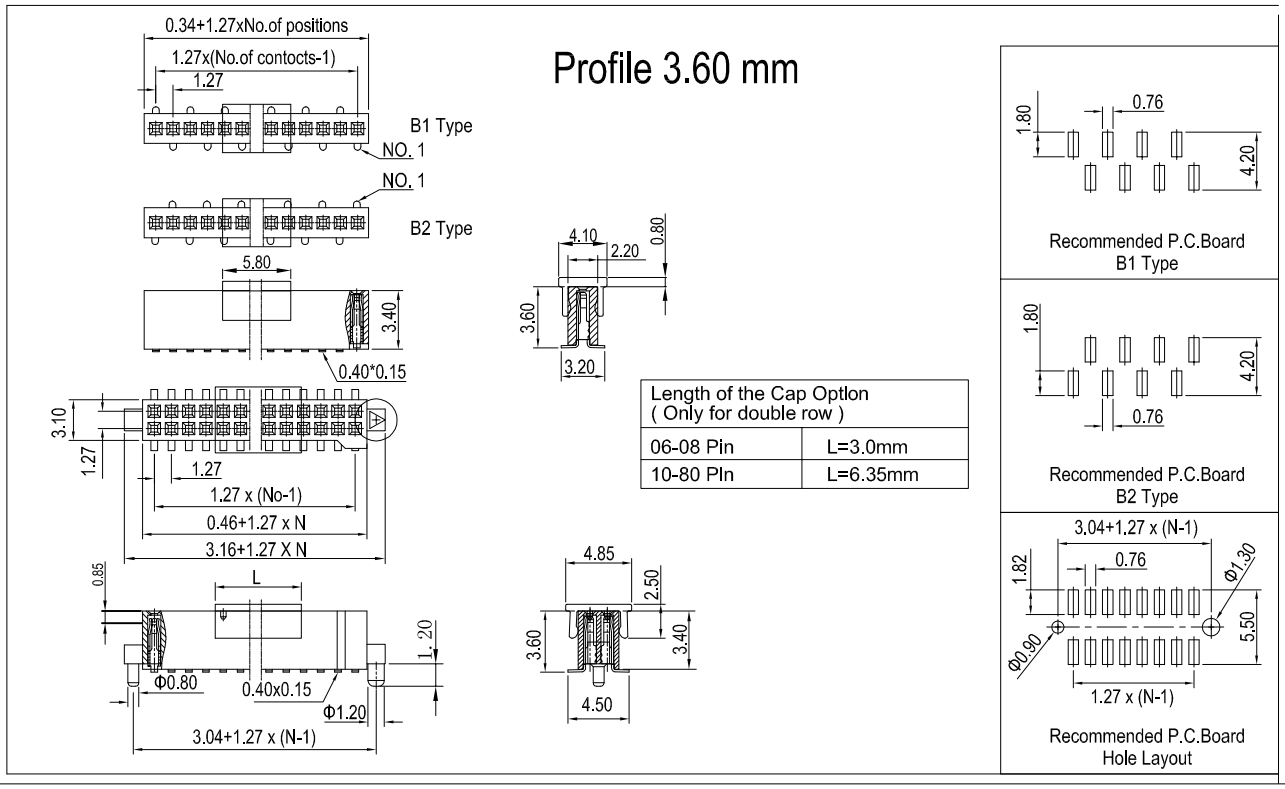

Length of the Cap Option (Only for double row)	
06-08 Pin	L=3.0mm
10-80 PIn	L=6.35mm

How to order

6 0 6 — □□ — □ — □□ — □□ — □ — □ — □ — □□ — □□

Serie-Nr. | Nr.of Contact. | Profile | Layout Option | Plating | Cap Option | Packing | Location Peg | Pola Option

Number of contact	Code
Double Row Max. 80	06-80
single row max.36	03-36

Profile	Code
Profile H=3.6	1

Layout option	Code
B1 single	11
B2 single	12
Double row	20

Plating option	Code
Gold plated	10
Tin plated	50
Selective gold flash plated	60
10u"Selective gold plated	610
15u"Selective gold plated	615
20u"Selective gold plated	620
30u"Selective gold plated	630

Pick & Place Pad	Code
W/ Cap	1
W/O Cap	2

Packing Option	Code
Tube	1
Tape & Reel	2

Location Peg	Code
W/ Location peg	10
W/O Location peg	00
For Double row only	

pola Option	Code
W/ pola key	1
W/O pola key	0
For Double row only	

W.E.

606–1

Female Header 1.27mm Pitch Bottom Entry SMT Type For square pin

Technical Data :

Insulator Material:	High Temperature Thermoplastic,UL 94V–0
Contact :	stamped and formed,Phosphor Bronze
Plating:	Au or Sn over Nickel
Current Rating :	1 Amp
Contact resistance:	20 milliohms Max.
Insulator resistance :	500 Megohms min.
Dielectric withstanding :	AC 500V for 1 Minute.
Operating Temperature:	–40° C to +105° C.
Max. processing Temp:	230° C for 30–60 seconds. 260° C for 10 seconds.
Mates with :	Pitch 1.27mm, □0.40mm male header



RoHS Compliant

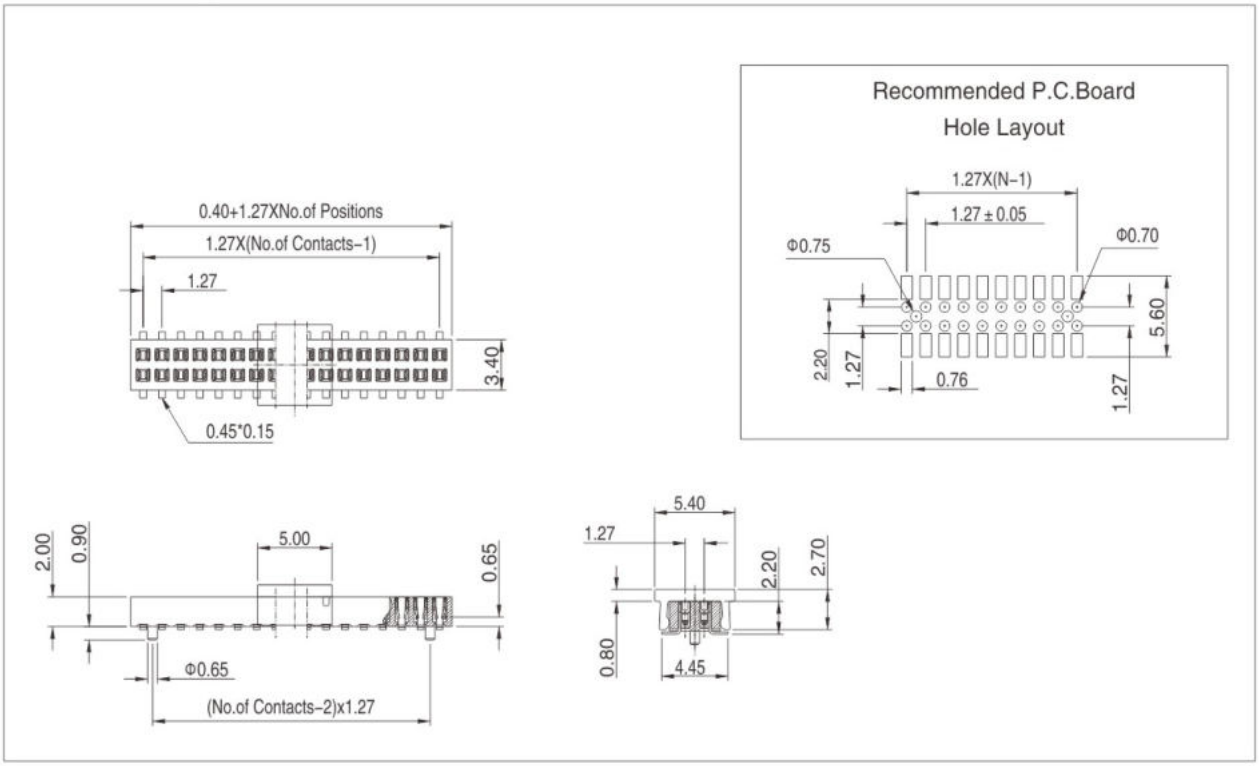

How to order

6	0	6	–	1	–				–			–		–			–		
Serie–Nr.						Nr.of Contact.				No.of Row			Plating			Cap Option		Packing Option		Location Peg

Number of contact	Code
Double Row Max. 80	04–80

Plating option	Code
Gold plated	10
Tin plated	50
Selective gold flash plated	60

Packing Option	Code
Tube	1
Tape & Reel	2

Location Peg Option	Code
W/ Location Peg	10
W/O Location Peg	00

No. of Row	Code
Double Row	2

Pick & Place Pad	Code
W/ Cap	1
W/O Cap	2

W.E.

606–2

Female Header 1.27mm Pitch Low Profile SMT Type For square pin

Technical Data :

Insulator Material:	High Temperature Thermoplastic,UL 94V–0
Contact :	stamped and formed,Phosphor Bronze
Plating:	Au or Sn over Nickel
Current Rating :	1 Amp
Contact resistance:	20 milliohms Max.
Insulator resistance :	500 Megohms min.
Dielectric withstanding :	AC 500V for 1 Minute.
Operating Temperature:	–40° C to +105° C.
Max. processing Temp:	230° C for 30–60 seconds. 260° C for 10 seconds.
Mates with :	Pitch 1.27mm, □0.40mm male header



RoHS Compliant

Length of the Cap Option	
06–08 Pin	L=3.0mm
10–100 Pin	L=6.35mm

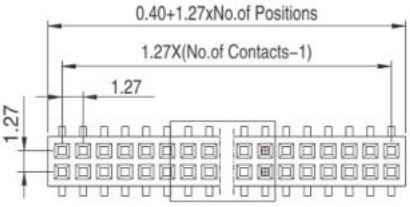

Recommended P.C.Board Hole Layout

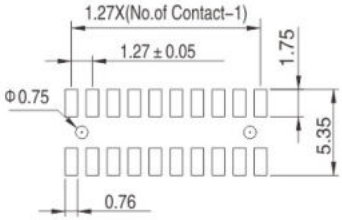

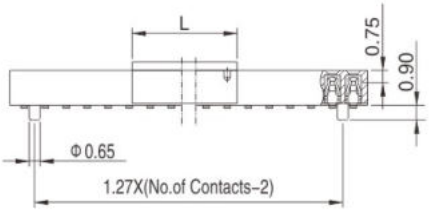

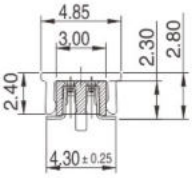

How to order

6	0	6	–	2	–			–			–			–				
Serie–Nr.						Nr.of Contact.			Plating			Cap Option		Packing Option		Location Peg		

Number of contact	Code
Double Row Max. 80	04–80

Plating option	Code
Gold plated	10
Tin Plated	50
Selective gold flash plated	60

Pick & Place Pad	Code
W/ Cap	1
W/O Cap	2

Location Peg Option	Code
W/ Location Peg	10
W/O Location Peg	00

Packing Option	Code
Tube	1
Tape & Reel	2

W.E.

613

Female Header 1.27mm Side Entry

Technical Data:

Insulator Material:	High Temperature Thermoplastic,UL 94V-0
Contact:	stamped and formed,Phosphor Bronze
Plating:	Au or Sn over Nickel
Current Rating:	1 Amp
Contact resistance:	20 milliohms Max.
Insulator resistance:	500 Megohms min.
Dielectric withstanding:	AC 500V for 1 Minute.
Operating Temperature:	-40°C to +105°C.
Max. processing Temp:	230°C for 30-60 seconds. 260°C for 10 seconds.
Mates with:	Pitch 1.27mm, □0.40mm male header 600-5,600-6,609A

RoHS Compliant

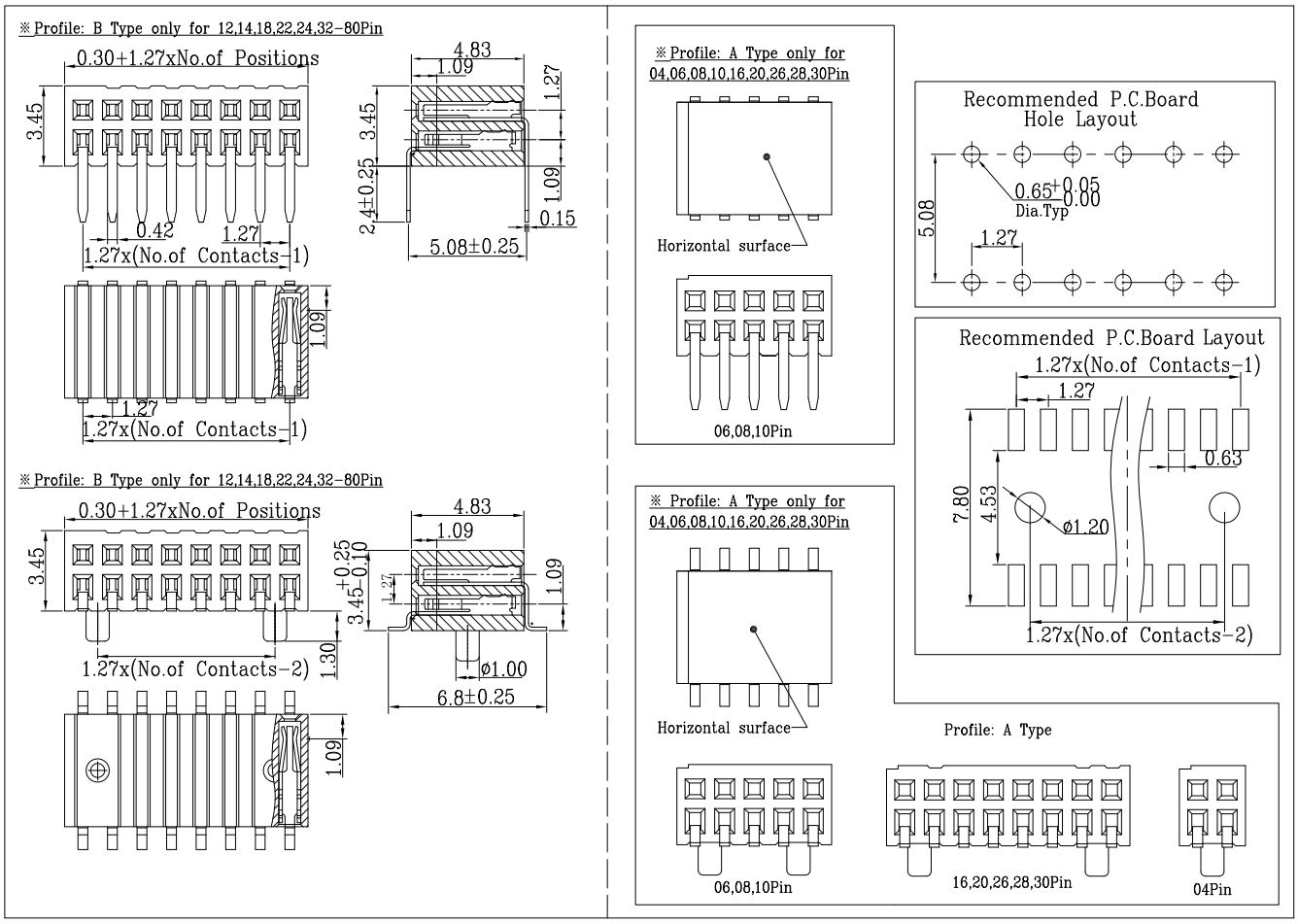

How to order

6	1	3	—	□	□	□	—	□	□	—	□	□	—	□	—	□	□
Serie-Nr.				Nr.of Contact		profile		Connector Type			Plating			Film tape		packing		Locating peg

Number of contact	Code
Double Row	04-80

Profile	Code
A Type	N
B Type	omit
Note: Profile see note ※	

Connector Type	Code
DIP 180° Type	10
SMT Type	20

Locating peg	Code
W/Locating peg(8PIN Min.)	10
W/O Locating peg	00

Plating option	Code
Gold plated	10
Tin plated	50
Selective gold flash plated	60
15u"Selective gold plated	615
20u"Selective gold plated	620

Film tape	Code
W/Film	3
W/O Film	2

packing	Code
Tube	1
Tape & Reel	2

W.E.

660A

Female Header SMD Type 1.27 Pitch (Mini–Match connector)

Technical Data :

Insulator:	High Temperature Thermoplastic Polyester, rated UL94–V0
Color Insulator:	Red
Contact:	Phosphor bronze
Plating :	Au or Tin over Nickel
Current rating:	1A
Contact resistance:	20 milliohms Max.
Insulation resistance:	1000m min. at DC 100V
Dielectric withstanding:	AC 500V for 1 minute
Operating temperature:	–40 ℃ to+105 ℃
Max. processing Temp:	230 ℃ for 30–60 seconds. 260 ℃ for 10 seconds.



RoHS Compliant

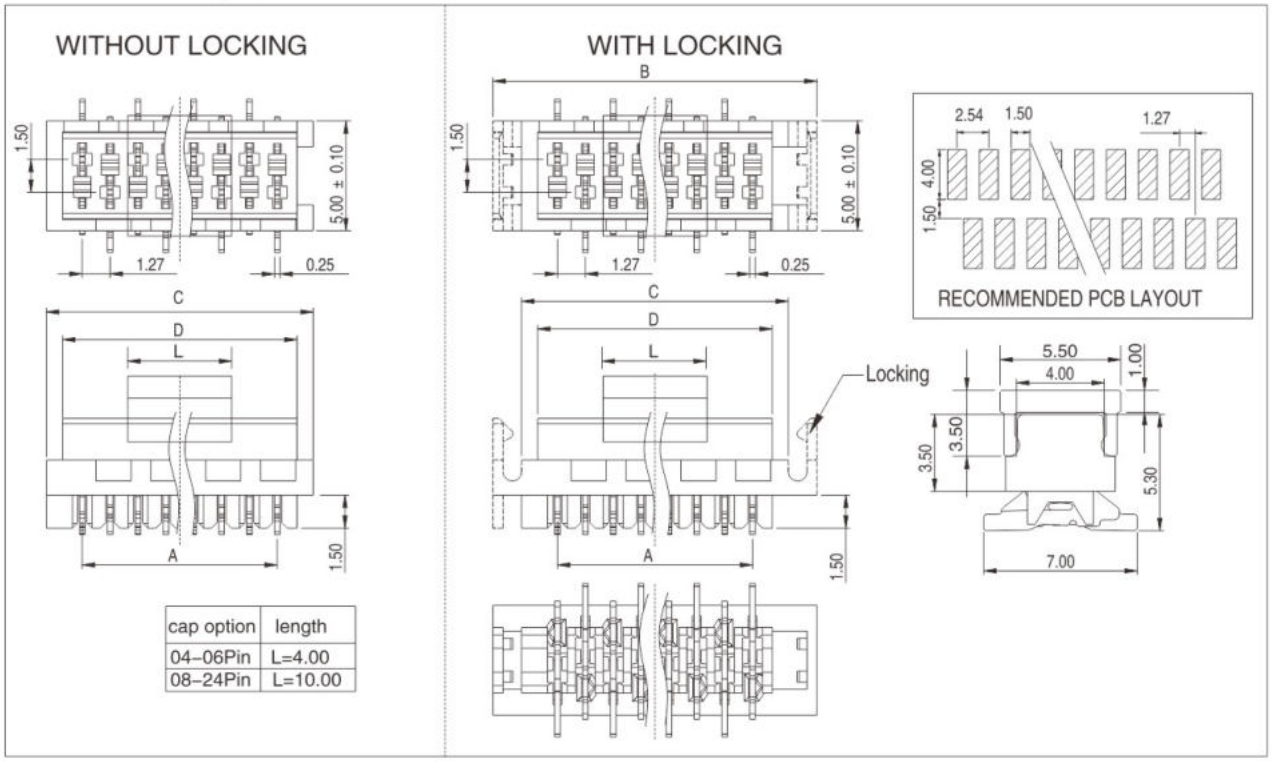

cap option	length
04–06Pin	L=4.00
08–24Pin	L=10.00

How to order

6 6 0 — A — ☐ ☐ — ☐ ☐ — ☐ — ☐ — ☐

serie–nr | Nr.of contact | Plating | Locking | Film tape | Packing

Nr.Of contact	DIMENSIONS			
	A	B	C	D
04	3.81	9.70	7.10	5.60
06	6.35	12.20	9.70	8.14
08	8.89	14.70	12.20	10.68
10	11.43	17.30	14.70	13.22
12	13.97	19.80	17.30	15.76
14	16.51	22.40	19.80	18.30
16	19.05	24.90	22.40	20.84
18	21.59	27.40	24.90	23.38
20	24.13	30.00	27.40	25.92
24	29.21	35.10	32.50	31.00

Plating option	Code
Full gold flash plated	10
Tin plated	50

Locking option	Code
W/Locking	A
W/O locking	B

film tape/cap option	Code
W/ film	1
W/0 film	2
W/ cap	3

Packing option	Code
Tube	1
Tape&Reel	2

W.E.

660B

Female On Board Side Entry Type 1.27 Pitch(Mini–Match connector)

Technical data :

Insulator:	High Temperature Thermoplastic,UL 94V–0.
Color Insulator:	Red
Contact:	Phosphor bronze
Plating :	Au or Tin over nickel
Operating temperature:	–40° C to+105° C
Current rating:	1 Amp
Contact resistance:	20 milliohms Max.
Insulation resistance:	1000m min. at DC 100V
Dielectric withstanding:	AC 500V for 1 minute
Max. processing Temp: (Material:PA6T)	230° C for 30–60 seconds. 260° C for 10 seconds.



RoHS Compliant

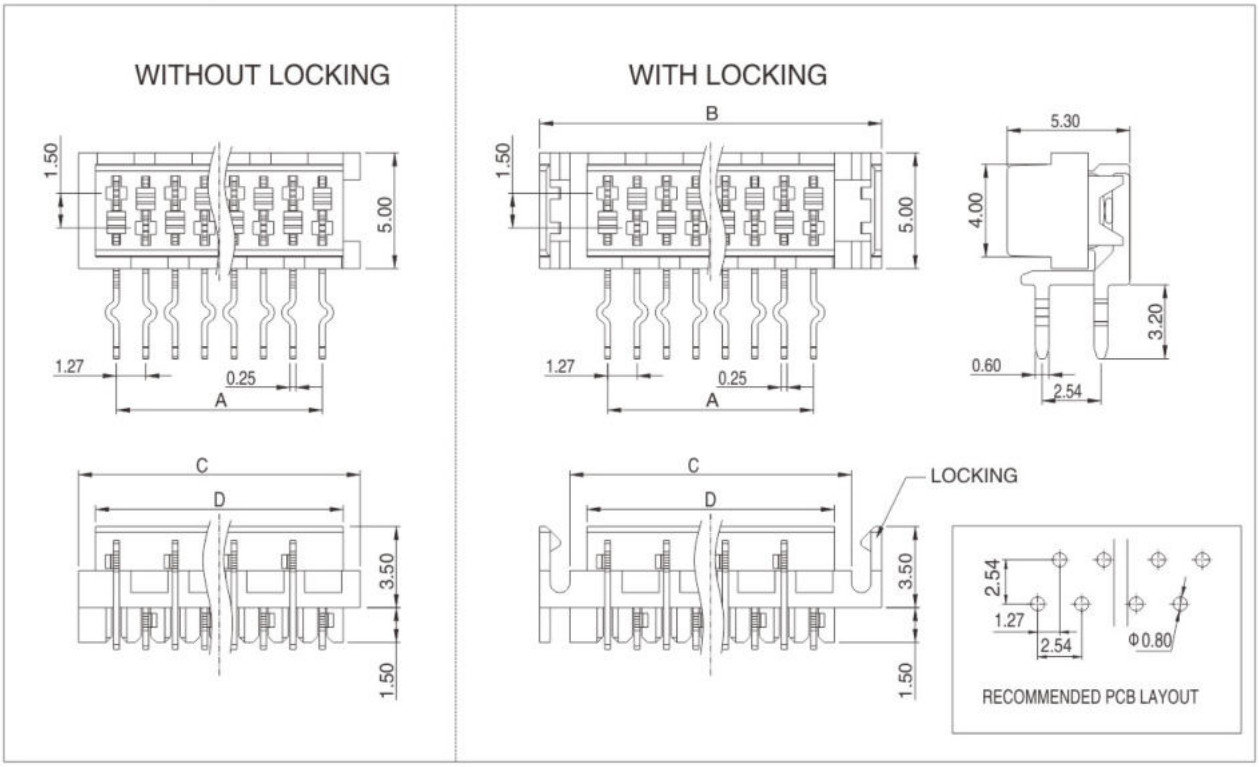

How to order

6	6	0	—	B	—	☐	☐	—	☐	☐	—	☐	—	☐	—	☐
		serie–nr				Nr.of contact			Plating			Locking		Packing		material

Nr.Of contact	DIMENSIONS			
	A	B	C	D
04	3.81	9.70	7.10	5.60
06	6.35	12.20	9.70	8.14
08	8.89	14.70	12.20	10.68
10	11.43	17.30	14.70	13.22
12	13.97	19.80	17.30	15.76
14	16.51	22.40	19.80	18.30
16	19.05	24.90	22.40	20.84
18	21.59	27.40	24.90	23.38
20	24.13	30.00	27.40	25.92
24	29.21	35.10	32.50	31.00

Plating option	Code
Full gold flash plated	10
Tin plated	50

Locking option	Code
W/Locking	A
W/O locking	B

Packing option	Code
Tube	1
Tape&Reel	2

material	Code
PA6T	1

W.E.

660C

Female On Board Top Entry Type 1.27 Pitch(Mini-Match connector)

Technical data :

Insulator:	High Temperature Thermoplastic,UL 94V-0.
Color Insulator:	Red
Contact:	Phosphor bronze
Plating :	Au or Tin over nickel
Operating temperature:	-40° C to+105° C
Current rating:	1 Amp
Contact resistance:	20 milliohms Max.
Insulation resistance:	1000m min. at DC 100V
Dielectric withstanding:	AC 500V for 1 minute
Max. processing Temp: (Material:PA6T)	230° C for 30-60 seconds. 260° C for 10 seconds.



RoHS Compliant

WITHOUT LOCKING

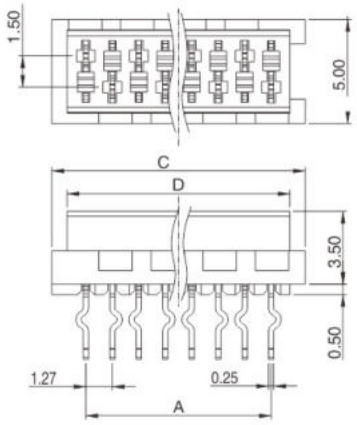

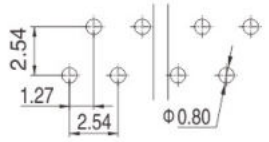

RECOMMENDED PCB LAYOUT

WITH LOCKING

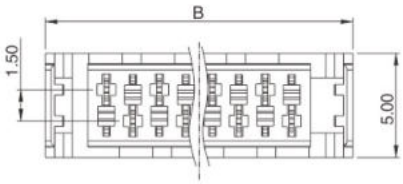

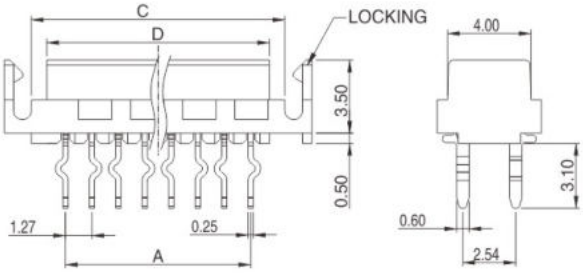

How to order

6 6 0 — C — ☐ ☐ — ☐ ☐ — ☐ — ☐ — ☐ — ☐

serie-nr | Nr.of contact | Plating | Locking | Film tape | Packing | material

Nr.Of contact	DIMENSIONS A	B	C	D
04	3.81	9.70	7.10	5.60
06	6.35	12.20	9.70	8.14
08	8.89	14.70	12.20	10.68
10	11.43	17.30	14.70	13.22
12	13.97	19.80	17.30	15.76
14	16.51	22.40	19.80	18.30
16	19.05	24.90	22.40	20.84
18	21.59	27.40	24.90	23.38
20	24.13	30.00	27.40	25.92
24	29.21	35.10	32.50	31.00

Plating option	Code
Full gold flash plated	10
Tin plated	50

Locking option	Code
W/Locking	A
W/O locking	B

film tape	Code
W/ film	1
W/0 film	2

Packing option	Code
Tube	1
Tape&Reel	2

material	Code
PA6T	1

W.E.

660D

Male On Board Type 1.27 Pitch(Mini–Match connector)

Technical data :

Insulator:	Thermoplastic Polyester,PBT rated UL94–V0
Color Insulator:	Red
Contact:	Phosphor bronze
Plating :	Tin over nickel
Operating temperature:	–40° C to+105° C
Current rating:	1 Amp
Contact resistance:	20 milliohms Max.
Insulation resistance:	1000m min. at DC 100V
Dielectric withstanding:	AC 500V for 1 minute



RoHS Compliant

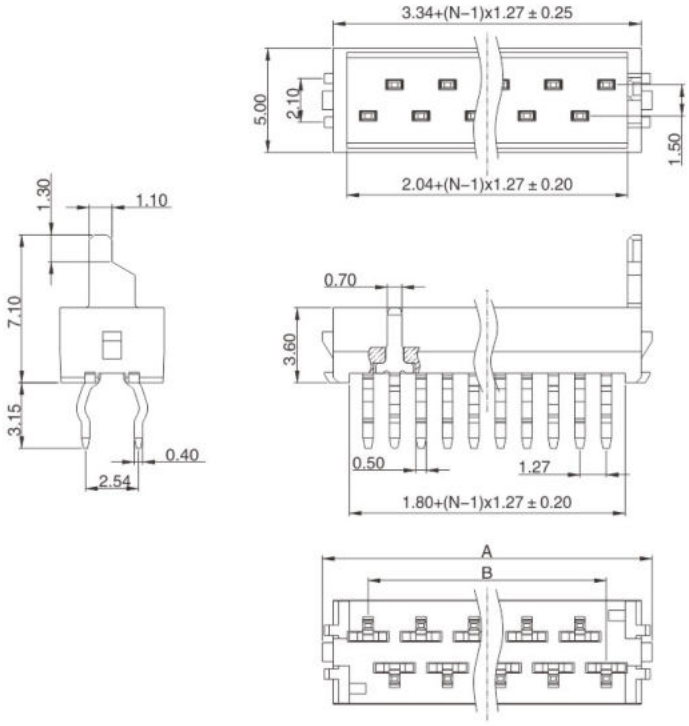

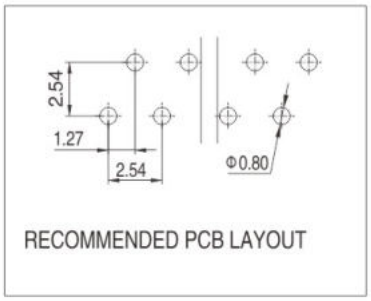

How to order

6	6	0	—	D	—			—			—	
serie–nr				Nr.of contact				Plating			Packing	

Nr.Of contact	DIMENSIONS A	B
04	8.2	3.81
06	10.7	6.35
08	13.3	8.89
10	15.8	11.43
12	18.3	13.97
14	20.8	16.51
16	23.4	19.05
18	25.9	21.59
20	28.4	24.13
24	33.60	29.21

Plating option	Code
Full gold flash plated	10
Tin plated	50

Packing Option	Code
Tube	1
Tape&Reel	2

W.E.

660E

Paddle Board Type 1.27 Pitch(Mini-Match connector)

Technical data :

Insulator:	Thermoplastic Polyester,PBT rated UL94-V0
Color Insulator:	Red
Contact:	Phosphor bronze
Plating :	Tin over nickel
Operating temperature:	-40 ℃ to+105 ℃
Current rating:	1 Amp
Contact resistance:	20 milliohms Max.
Insulation resistance:	1000m min. at DC 100V
Dielectric withstanding:	AC 500V for 1 minute
Wire size:	28AWG



RoHS Compliant

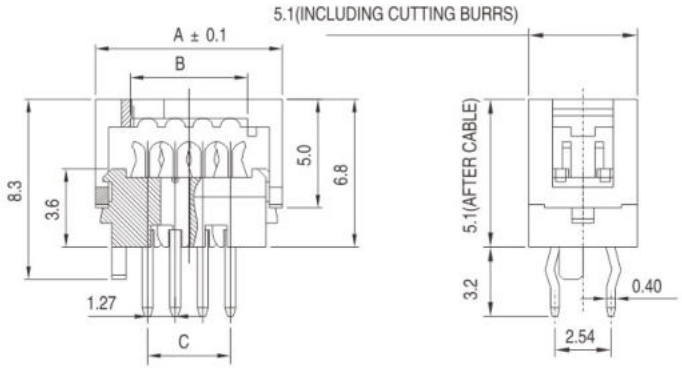

Also Available

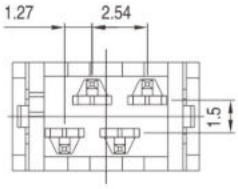

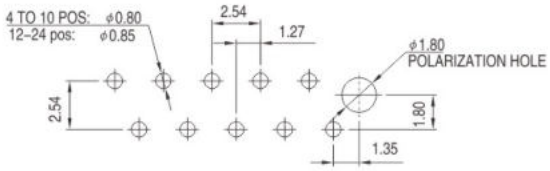

RECOMMENDED PCB LAYOUT

How to order

6	6	0	—	E	—			—			—	
		serie-nr				Nr.of contact			Plating			Packing

Nr.Of contact	DIMENSIONS		
	A	B	C
04	8.6	5.4	3.81
06	11.1	8.0	6.35
08	13.6	10.5	8.89
10	16.2	13.0	11.43
12	18.7	15.6	13.97
14	21.3	18.1	16.51
16	23.8	20.7	19.05
18	26.3	23.2	21.59
20	28.9	25.7	24.13
24	34.0	30.8	29.21

Plating option	Code
Tin plated	50
Selective gold flash plated	60

Packing option	Code
Tube	1

W.E.

660F

Male On Wire Type 1.27 Pitch(Mini-Match connector)

Technical data :

Insulator:	Thermoplastic Polyester,PBT rated UL94-V0
Color Insulator:	Red
Contact:	Phosphor bronze
Plating :	Tin over Nickel
Operating temperature:	-40°C to+105°C
Current rating:	1 Amp
Contact resistance:	20 milliohms Max.
Insulation resistance:	1000m min. at DC 100V
Dielectric withstanding:	AC 500V for 1 minute
Wire size:	28AWG

RoHS Compliant

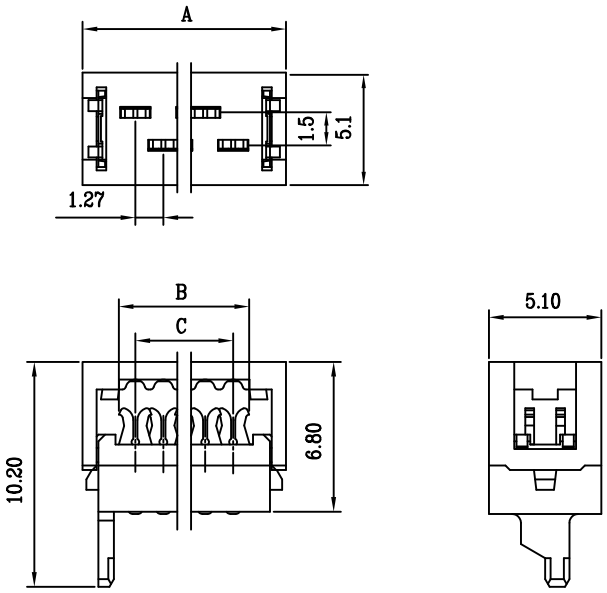

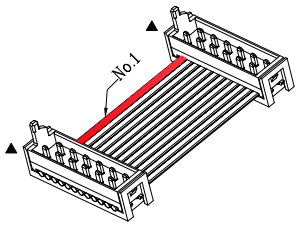

Also Available

How to order 6 6 0 — F — □ □ — □ □ — □

serie-nr | Nr.of contact | Plating | Packing

Nr.Of contact	DIMENSIONS A	B	C
04	8.6	5.4	3.81
06	11.1	8.0	6.35
08	13.6	10.5	8.89
10	16.2	13.0	11.43
12	18.7	15.6	13.97
14	21.3	18.1	16.51
16	23.8	20.7	19.05
18	26.3	23.2	21.59
20	28.9	25.7	24.13
24	34.0	30.8	29.21
26	36.5	33.3	31.75

Plating option	Code
Tin plated	50
Selective gold flash plated	60

Packing option	Code
Tube	1

W.E.

134,134–1

1.27mm I.D.C SOCKET

Technical Data:

Insulator Material:	High Temperature Thermoplastic,UL 94V–0
Contact:	Stamped and formed,BeCu
Plating:	Au/Sn over Nickel
Wire size:	30AWG
Current Rating:	1Amp
Contact resistance:	20 milliohms Max.
Insulator resistance:	1000 Megohms min.
Dielectric withstanding:	AC 500V for 1 Minute
Operating Temperature:	–40 ℃ to +105 ℃ .
Max. processing Temp:	230 ℃ for 30–60 seconds. 260 ℃ for 10 seconds.
Mates with:	For □0.40 Male header 1.27x1.27mm



RoHS Compliant

134 Series

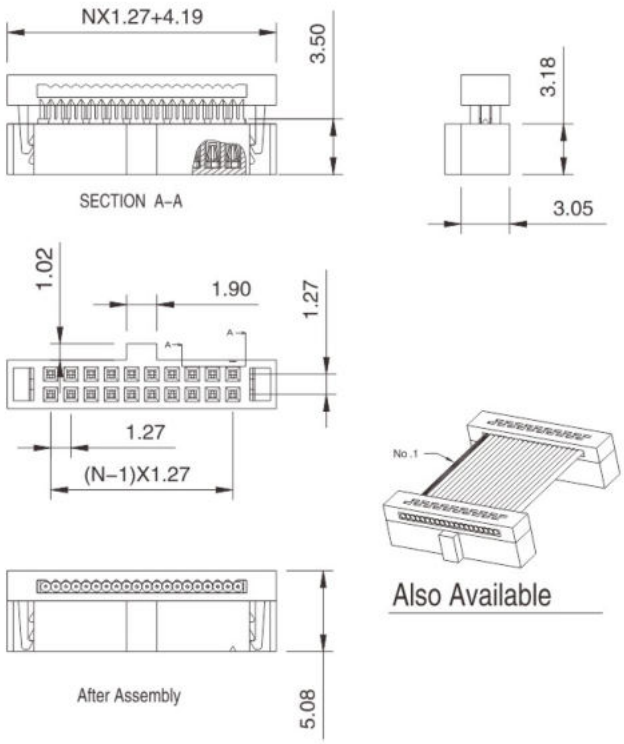

134–1 Series

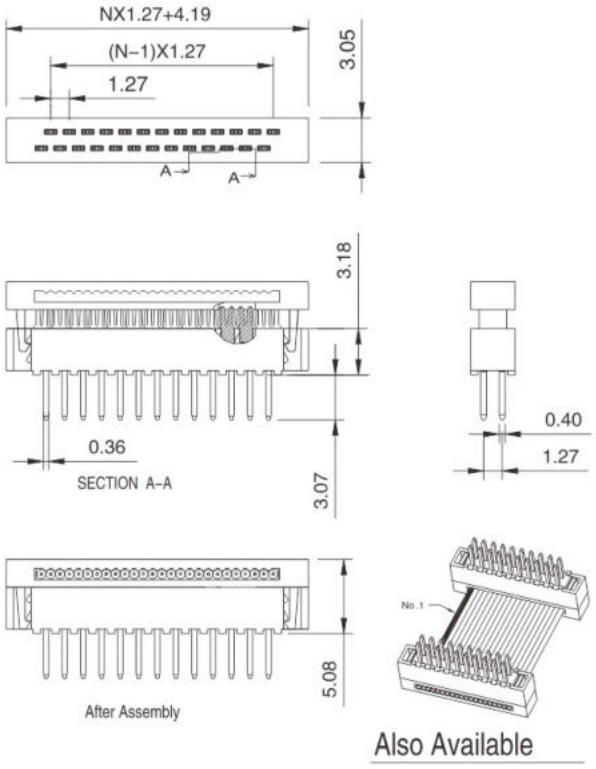

How to order

1 3 4 — ☐ ☐ — ☐

Series–Nr. Nr.of Contacts Plating

Nr. of Contacts
10,12,14,20
26,30,34,40,50

Plating option	Code
Tin plated	50
Selective gold flash plated	60

How to order

1 3 4 — 1 — ☐ ☐ — ☐

Series–Nr. Nr.of Contacts Plating

Nr. of Contacts
10,12,14,20
26,30,34,40,50

Plating option	Code
Tin plated	50
Selective gold flash plated	60

W.E.

167

Mini jumper 1.27mm Pitch closed type for 0.4mm square pin

Technical Data :

Insulator Material:	Thermoplastic(PA66),UL 94V-0
Contact :	stamped and formed,Phosphor Bronze
Plating:	Au or Sn over Nickel
Current Rating :	1 Amp
Contact resistance:	20 milliohms Max.
Insulator resistance :	1000 Megohms Min.
Dielectric withstanding :	AC 500 V for 1 Minute.
Operating Temperature:	-40 ℃ to +105 ℃ .
Mates with :	Pitch 1.27mm, □0.40mm male header

RoHS Compliant

Profile 3.0mm single

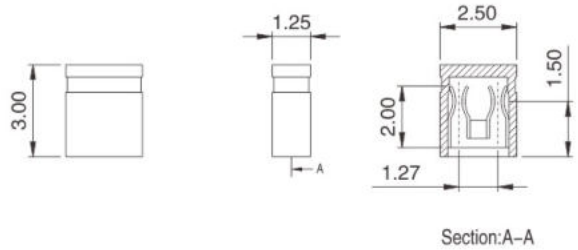

Profile 5.5mm single

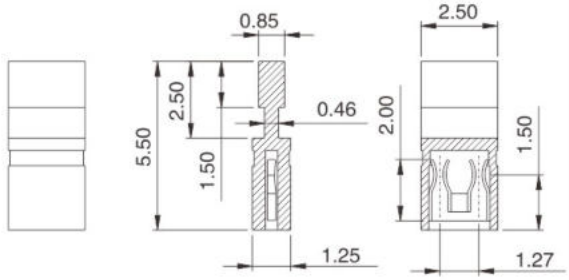

Profile 5.5mm Double

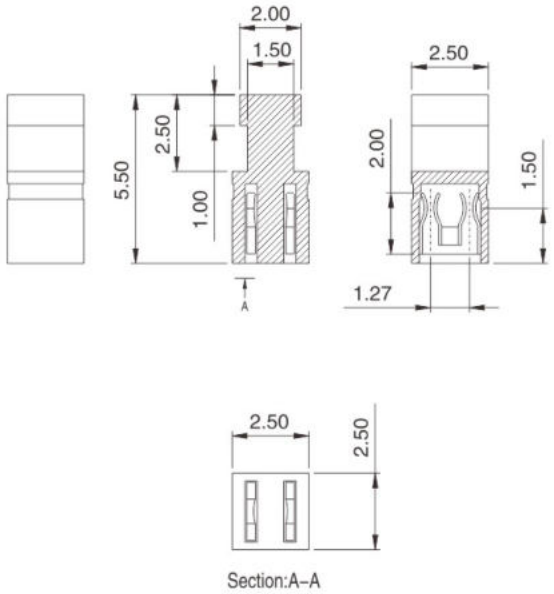

How to order

1	6	7	—	☐	☐	—	☐	☐	—	☐	☐
Serie-Nr.				Jumper type			color of insulator			Clip Plating	

Jumper Type	Code
Profile 3.0 mm single	10
Profile 5.5 mm single	11
Profile 5.5 mm double	20

Color of insulator	Code
Black	10

Clip Plating	Code
Gold plated	10
Tin plated	50

W.E.

351,351–1

Jumper open and closed pitch 2.00mm for Square pins

Technical Data :

Insulator Material:	Thermoplastic,UL 94V–0
Contact :	stamped and formed,Phosphor Bronze
Plating:	Au or Sn over Nickel
Current Rating :	1 Amp
Contact resistance:	20 milliohms Max.
Insulator resistance :	1000 Megohms min.
Dielectric withstanding :	AC 500V for 1 Minute.
Operating Temperature:	–40° C to +105° C.
Mates with :	Pitch 2.0mm, □0.5mm male header



RoHS Compliant

351 serie

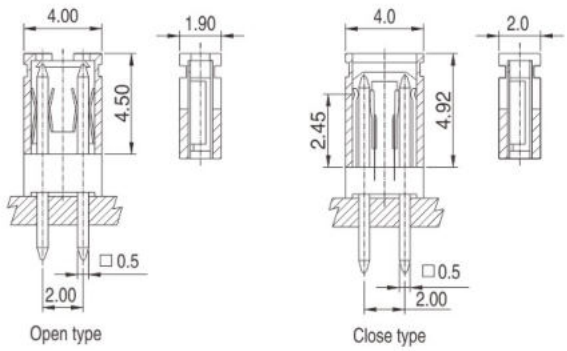

351–1 serie

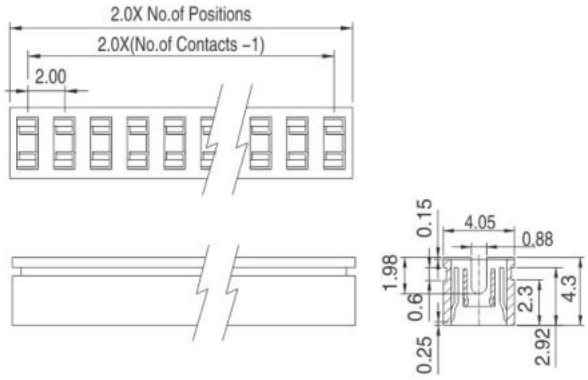

How to order

3 5 1 – ☐☐☐ – ☐☐ – ☐☐

Serie–Nr. | Jumper type | Color of Insulator | Clip Plating

Jumper type	Code
Closed Type	101
Open Housing	201

Color of insulator	Code
Black	10

Plating option clip	Code
Gold plated	10

How to order

3 5 1 – 1 – ☐☐☐ – ☐☐ – ☐☐

Serie–Nr. | Nr.of Contacts | Color of Insulator | Clip Plating

Nr.of Contacts	Code
04~20	04~20
(2~10 units)	

Color of insulator	Code
Black	10

Plating option clip	Code
Gold plated	10
Tin plated	50

W.E.

316

Economy Female-Headers- 2.0mm pitch,profile H:4.3&7.2mm

Technical Data :

Insulator Material:	High Temperature Thermoplastic,UL 94V-0
Contact :	stamped and formed,Phosphor Bronze
Plating:	Au or Sn over Nickel
Current Rating :	1 Amp
Contact resistance:	20 milliohms Max.
Insulator resistance :	1000 Megohms min.
Dielectric withstanding :	AC 500V for 1 Minute.
Operating Temperature:	-40°C to +105°C.
Max. processing Temp:	230°C for 30-60 seconds. 260°C for 10 seconds.
Mates with :	Pitch 2.0mm, □0.50mm male header

RoHS Compliant

Single(Right Angle)

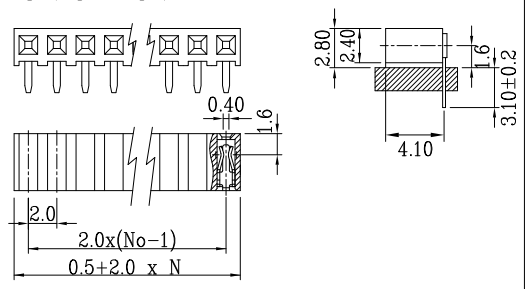

Single(Straight)

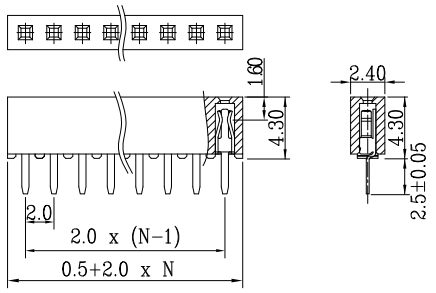

(Single)
Recommended
P.C.Board
Hole Layout

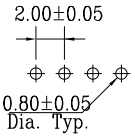

Double(Right Angle)

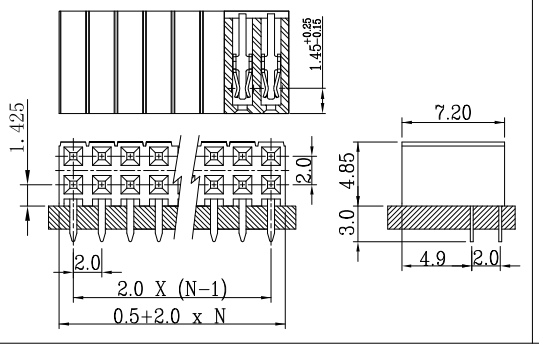

Double(Straight)

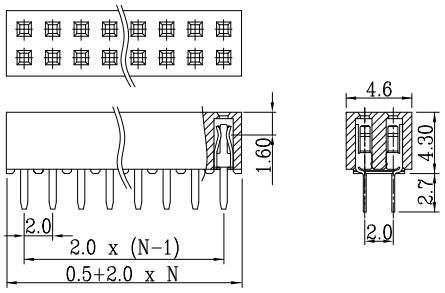

(Double)
Recommended
P.C.Board
Hole Layout

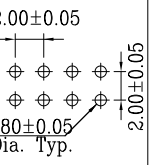

How to order

3	1	6	—	☐	☐	☐	—	☐	☐	—	☐	☐
Serie-Nr.				Nr.of Contact		Nr.of Row		Connector Type			Contact Plating	

Number of contact	Code
1-single max. 40 poles	03-40
2-double max. 80 poles	06-80

Number of row	Code
Single	1
Double	2

Plating option contact	Code
Gold plated	10
Tin plated	50
Selective gold flash plated	60
10U"Selective gold plated	610
20U"Selective gold plated	620
30U"Selective gold plated	630

Connector type	Code
Straight Type	11
Right Angle	20

W.E.

316–1

Economy Female–Headers–2.0mm pitch

Technical Data :

Insulator Material:	LCP,UL 94V–0
Contact :	stamped and formed,Phosphor Bronze
Plating:	Au or Sn over Nickel
Current Rating :	1 Amp
Contact resistance:	20 milliohms Max.
Insulator resistance :	1000 Megohms min.
Dielectric withstanding :	AC 500V for 1 Minute.
Operating Temperature:	–40 ℃ to +105 ℃ .
Max. processing Temp:	230 ℃ for 30–60 seconds. 260 ℃ for 10 seconds.
Mates with :	Pitch 2.0mm, □0.50mm male header



RoHS Compliant

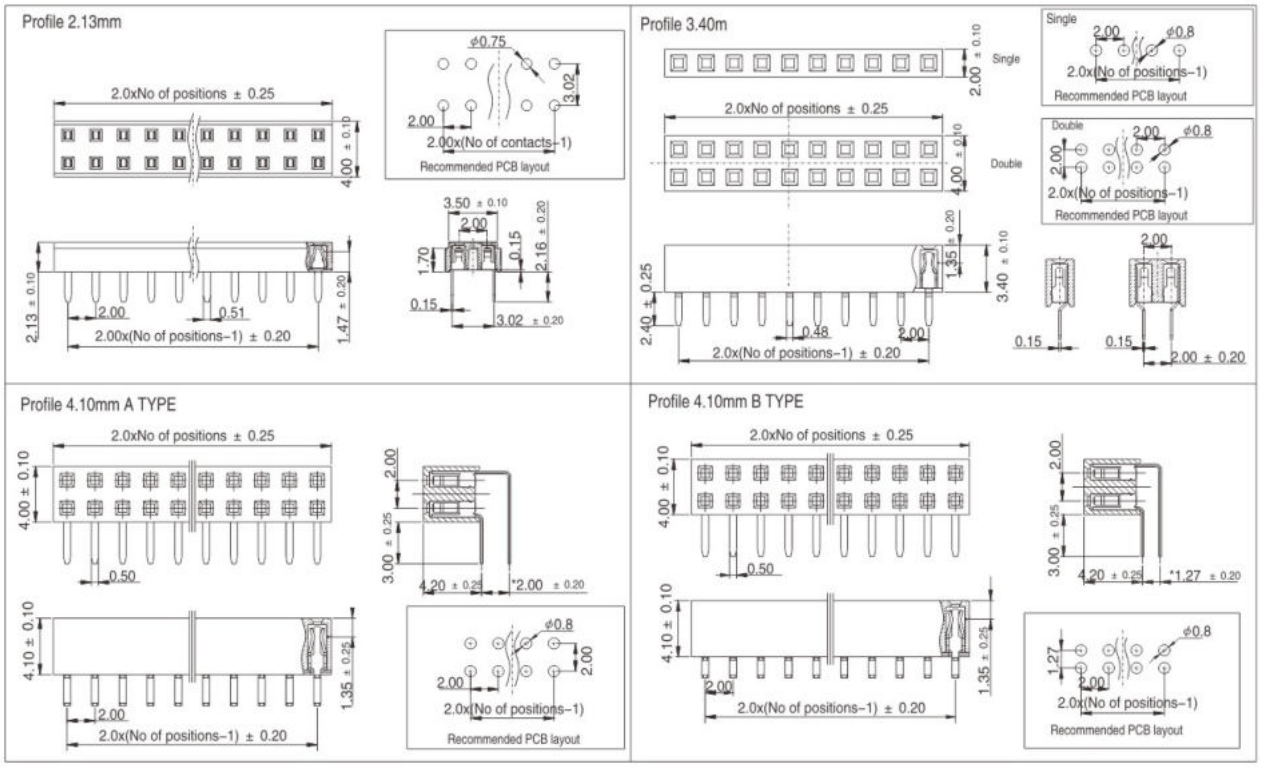

How to order

3	1	6	—	1	—				—		—		
Serie–Nr.						Nr.of Contact		Nr.of Row		Profile		Plating option	

Number of contact	Code
Profile 3.40 single	03–40
Profile 2.13double	04–80
Profile 3.40 double	06–80
Profile 4.10 double	04–80

Number of row	Code
Single	1
Double	2

Profile	Code
2.13mm	1
3.40mm	2
4.10mm A TYPE	3
4.10mm B TYPE	4

Plating option	Code
Gold plated	10
Tin plated	50
Selective gold flash plated	60
10U" Selective gold plated	610
20U" Selective gold plated	620
Plating Code: 60,610,620,630 only for profile 3.40,4.10 mm	

W.E.

618

Economy Female header 2.0mm pitch SMT Type Height 2.3& 2.8mm

Technical Data :

Insulator Material:	High Temperature Thermoplastic,UL 94V-0
Contact :	stamped and formed,Phosphor Bronze
Plating:	Au or Sn over Nickle
Current Rating :	1 Amp
Contact resistance:	20 milliohms Max.
Insulator resistance :	1000 Megohms min.
Dielectric withstanding :	AC 500V for 1 Minute.
Operating Temperature:	-40°C to +105°C.
Max. processing Temp:	230°C for 30-60 seconds. 260°C for 10 seconds.
Mates with :	Pitch 2.0mm, □0.50mm male header

RoHS Compliant

Top Entry

Length of the Cap Option	
04-10Pin	L=5.0mm
12-80 Pin	L=10.16mm

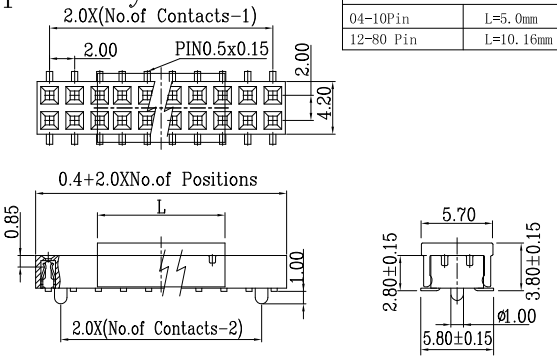

D type

Length of the Cap Option	
04-10 Pin	L=4.0mm
12-80 Pin	L=10.0mm

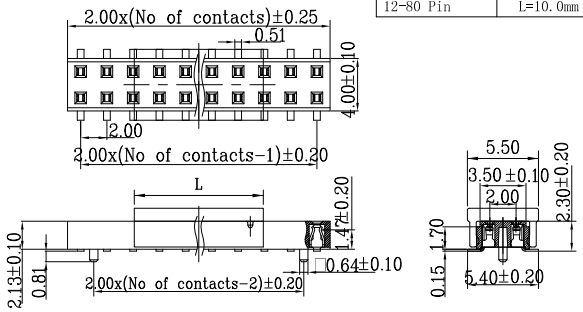

Bottom Entry

Length of the Cap Option	
04-10 Pin	L=5.0mm
12-80 Pin	L=10.16mm

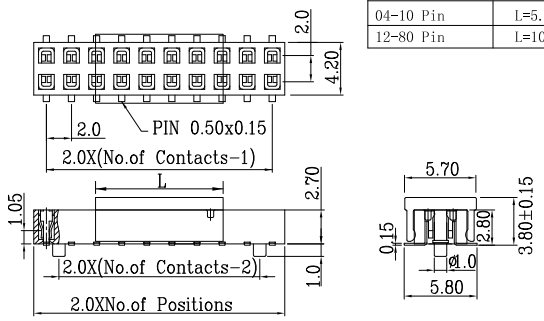

Top/Bottom Entry P.C.B. Layout

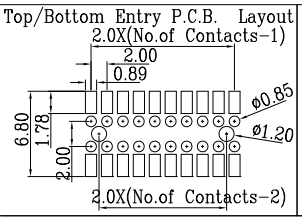

D type recommended PCB layout

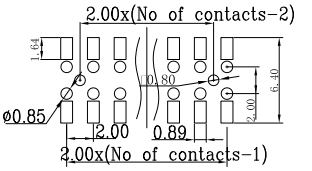

How to order

6	1	8	—	☐	☐	☐	—	☐	☐	—	☐	☐	—	☐	—	☐
Serie-Nr.				Nr.of Contact		Profile		Plating			Locating peg			Cap Option		Packing Option

Number of contact	Code
2.8mm 04 to 80 poles	04-80

Profile	Code
2.8mm Top Entry	1
2.8mm Bottom Entry	2
2.3mm D Type	5

Plating option	Code
Gold plated	10
Tin plated	50
Selective gold plated	60
10u"Selective gold plated	610
20u"Selective gold plated	620
30u"Selective gold plated	630
Plating Code:610,620,630 only for profile:2.8mm Top and Bottom Entry	

Pick & Place	Code
W/ Cap	1
W/O Cap	2

Locating peg option	Code
W/ Locating peg	10
W/O Locating peg	00

Packing option	Code
Tube	1
Tape & Reel	2

W.E.

618

Economy Female header 2.0mm pitch SMT Type Height 4.3&4.5mm

Technical Data :

Insulator Material:	High Temperature Thermoplastic,UL 94V-0
Contact :	stamped and formed,Phosphor Bronze
Plating:	Au or Sn over Nickel
Current Rating :	1 Amp
Contact resistance:	20 milliohms Max.
Insulator resistance :	1000 Megohms min.
Dielectric withstanding :	AC 500V for 1 Minute.
Operating Temperature:	-40°C to +105°C.
Max. processing Temp:	230°C for 30-60 seconds. 260°C for 10 seconds.
Mates with :	Pitch 2.0mm, □0.50mm male header

RoHS Compliant

B Type

Length of the Cap Option	
04-10 Pin	L=5.0mm
12-80 Pin	L=10.16mm

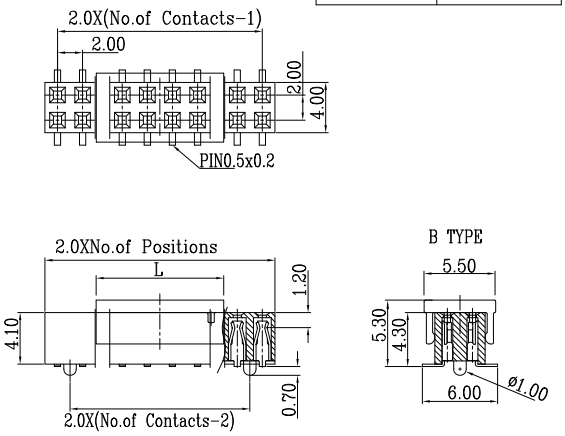

B Type P.C.B. Layout

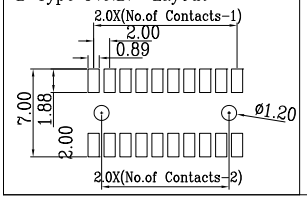

C Type

Length of the Cap Option	
04-10 Pin	L=5.0mm
12-80 Pin	L=10.16mm

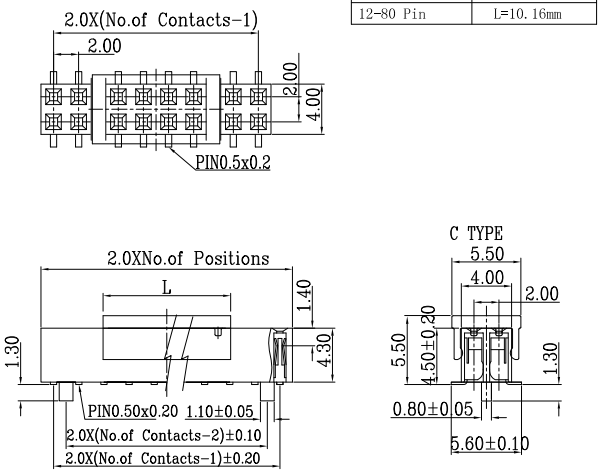

C Type P.C.B. Layout

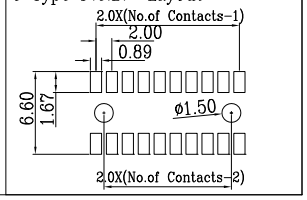

How to order

6 1 8 — □□ □ — □□ — □□ — □ — □

Serie-Nr. | Nr.of Contact | Profile | Plating | Locating peg | Cap Option | Packing Option

Number of contact	Code
Profile: 4.3mm 04 to 80 poles	04-80

Profile	Code
4.3mm B Type	3
4.5mm C Type	4

Pick & Place	Code
W/ Cap	1
W/O Cap	2

Locating peg option	Code
W/ Locating peg	10
W/O Locating peg	00

Plating option	Code
Gold plated	10
Tin plated	50
Selective gold flash plated	60
10U" Selective gold plated	610
20U" Selective gold plated	620
30U" Selective gold plated	630

Packing option	Code
Tube	1
Tape & Reel	2

W.E.

618-1

Economy Female header 2.00mm pitch SMT Type Height 3.70mm&4.30mm

Technical Data :

Insulator Material:	High Temperature Thermoplastic,UL 94V-0
Contact :	stamped and formed,Phosphor Bronze
Plating:	Au or Sn over Nickel
Current Rating :	1 Amp
Contact resistance:	20 milliohms Max.
Insulator resistance :	1000 Megohms min.
Dielectric withstanding :	AC 500V for 1 Minute.
Operating Temperature:	-40°C to +105°C.
Max. processing Temp:	230°C for 30-60 seconds. 260°C for 10 seconds.
Mates with :	Pitch 2.0mm, □0.50mm male header

RoHS Compliant

B Type

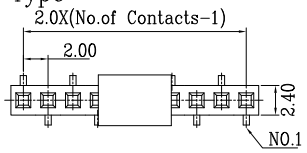

B1 Type

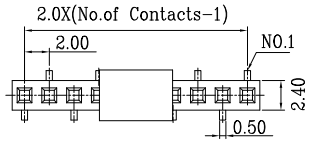

B2 Type

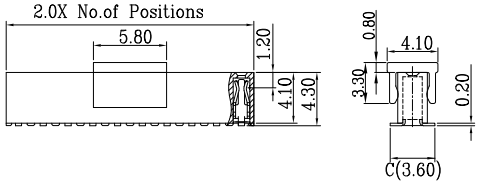

C Type Single Row

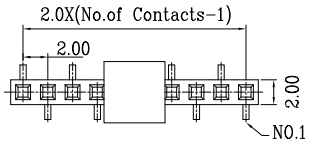

B1 Type

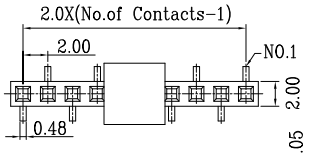

B2 Type

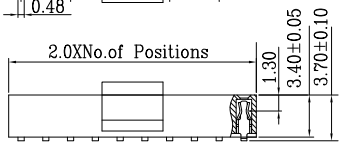

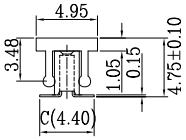

C Type Double Row

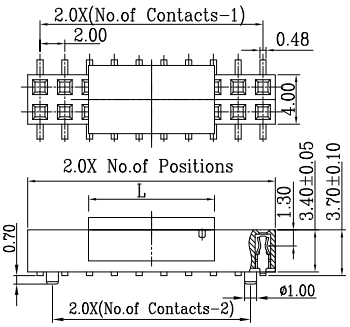

Length of the Cap Option	
06-08 Pin	L=5.0mm
10-80 Pin	L=10.16mm

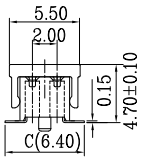

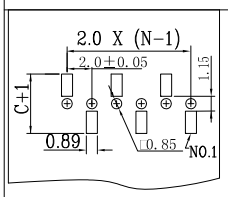

B1 Type P.C.B Layout

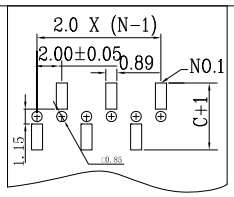

B2 Type P.C.B Layout

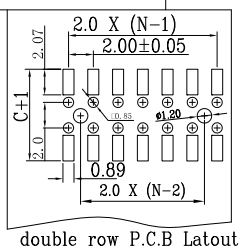

double row P.C.B Latout

How to order

6	1	8	—	1	—			—		—			—		—		
Serie-Nr.						Nr.of Contact			Connector Type		Plating			Cap Option		Packing Option		Location Peg Option

Number of contact	Code
B Type Single Row	04-40
C Type Single Row	04-20
C Type Double Row	06-40

Connector Type	Code
B Type B2 Layout	3
B Type B1 Layout	4
C Type B2 Layout	5
C Type B1 Layout	6
Double Row	7

Plating option	Code
Gold plated	10
Tin plated	50
Selective gold flash plated	60
10U" Selective gold plated	610
20U" Selective gold plated	620
30U" Selective gold plated	630

Packing option	Code
Tube	1
Tape & Reel	2

Location Peg	Code
W/ Location Peg	10
W/O Location Peg	00
For Double Row only	

Pick & Place	Code
W/ Cap	1
W/O Cap	2

W.E.

619

Side entry female header 2.0mm pitch single row

Technical Data :

Insulator Material:	High Temperature Thermoplastic,UL 94V-0
Contact :	stamped and formed,Phosphor Bronze
Plating:	Au or Sn over Nickel
Current Rating :	1 Amp
Contact resistance:	20 milliohms Max.
Insulator resistance :	1000 Megohms min.
Dielectric withstanding :	AC 500V for 1 Minute.
Operating Temperature:	-40 ℃ to +105 ℃ .
Max. processing Temp:	230 ℃ for 30-60 seconds. 260 ℃ for 10 seconds.
Mates with :	Pitch 2.0mm, □0.50mm male header



RoHS Compliant

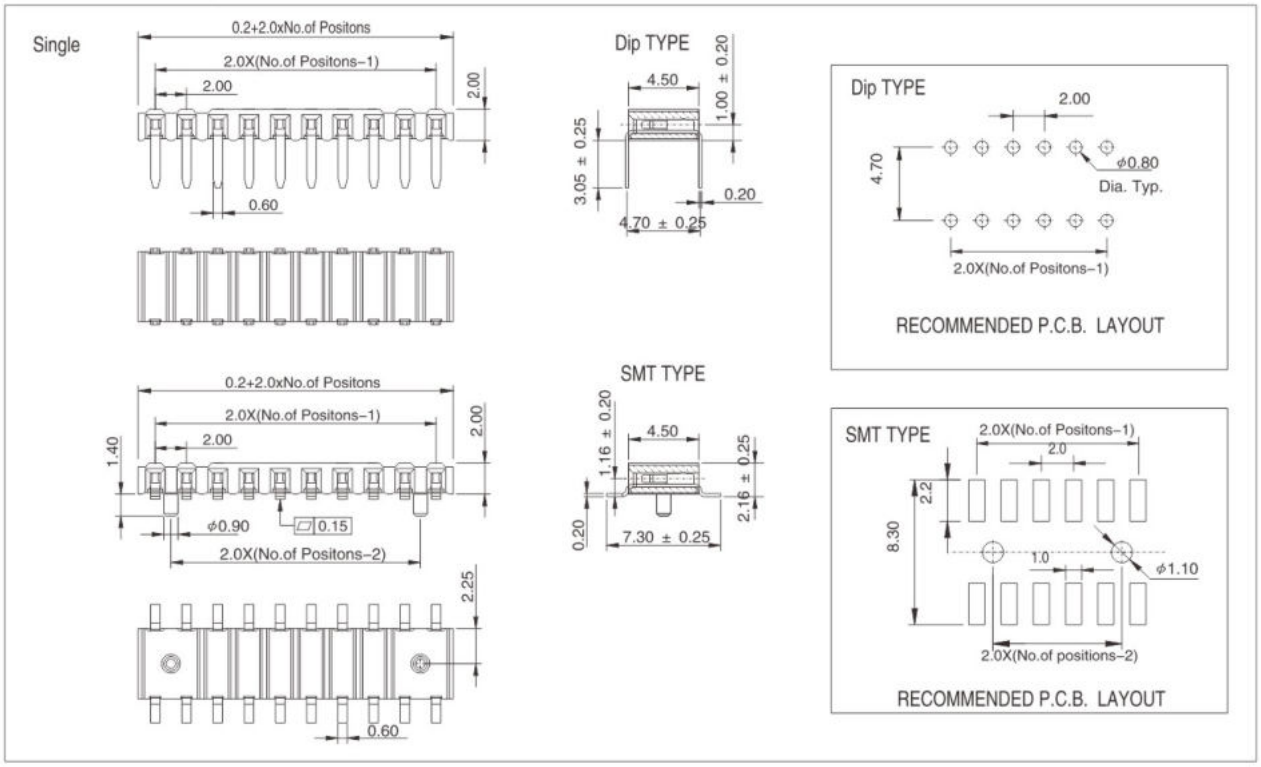

How to order

6 1 9 — □□□ — □□ — □□ — □ — □□

Serie-Nr. | Nr.of Contact. | profile | Connector Type | Plating | packing | Location Peg

Number of contact	Code
single 02-30 poles(Dip type)	02-30
single 02-20 poles(SMT type)	02-20

Profile	Code
2.0mm single	3

Plating option	Code
Gold plated	10
Tin plated	50
Selective gold flash plated	60
10u"Selective gold plated	610
20u"Selective gold plated	620
30u"Selective gold plated	630

Packing option	Code
Tube	1
Tape & Reel	2

Location Peg	Code
W/ Location Peg	10
W/O Location Peg	00

Connector Type	Code
Dip Type	10
SMT Type	20

W.E.

619

Side entry female header 2.0mm pitch double row A Type

Technical Data :

Insulator Material:	High Temperature Thermoplastic,UL 94V-0
Contact :	stamped and formed,Phosphor Bronze
Plating:	Au or Sn over Nickel
Current Rating :	1 Amp
Contact resistance:	20 milliohms Max.
Insulator resistance :	1000 Megohms min.
Dielectric withstanding :	AC 500V for 1 Minute.
Operating Temperature:	-40 ℃ to +105 ℃ .
Max. processing Temp:	230 ℃ for 30-60 seconds. 260 ℃ for 10 seconds.
Mates with :	Pitch 2.0mm, □ 0.50mm male header



RoHS Compliant

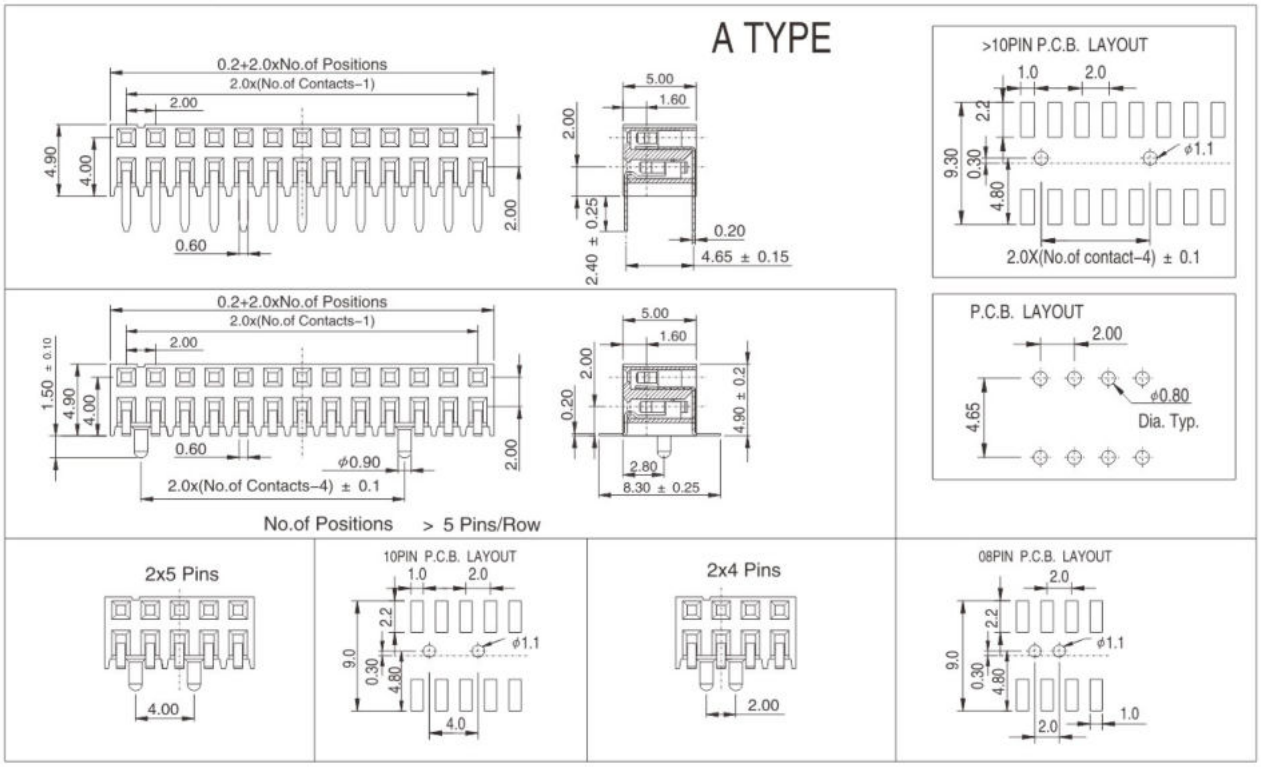

How to order

6	1	9	—	☐	☐	☐	—	☐	☐	—	☐	☐	—	☐	—	☐	☐
Serie-Nr.				Nr.of Contact.		profile		Connector Type			Plating			packing		Peg	

Number of contact	Code
06-50 poles	06-50

Profile	Code
4.9mm A Type	1
4.3mm B Type	2

Plating option	Code
Gold plated	10
Tin plated	50
Selective gold flash plated	60
10U" Selective gold plated	610
20U" Selective gold plated	620
30U"Selective gold plated	630

Packing option	Code
Tube	1
Tape & Reel	2

Connector Type	Code
Dip Type	10
SMT Type	20

Location Peg	Code
W/ Location Peg	10
W/O Location Peg	00

W.E.

619

Side entry female header 2.0mm pitch double row B Type

Technical Data :

Insulator Material:	High Temperature Thermoplastic,UL 94V-0
Contact :	stamped and formed,Phosphor Bronze
Plating:	Au or Sn over Nickel
Current Rating :	1 Amp
Contact resistance:	20 milliohms Max.
Insulator resistance :	1000 Megohms min.
Dielectric withstanding :	AC 500V for 1 Minute.
Operating Temperature:	-40 ℃ to +105 ℃ .
Max. processing Temp:	230 ℃ for 30-60 seconds. 260 ℃ for 10 seconds.
Mates with :	Pitch 2.0mm, □0.50mm male header



RoHS Compliant

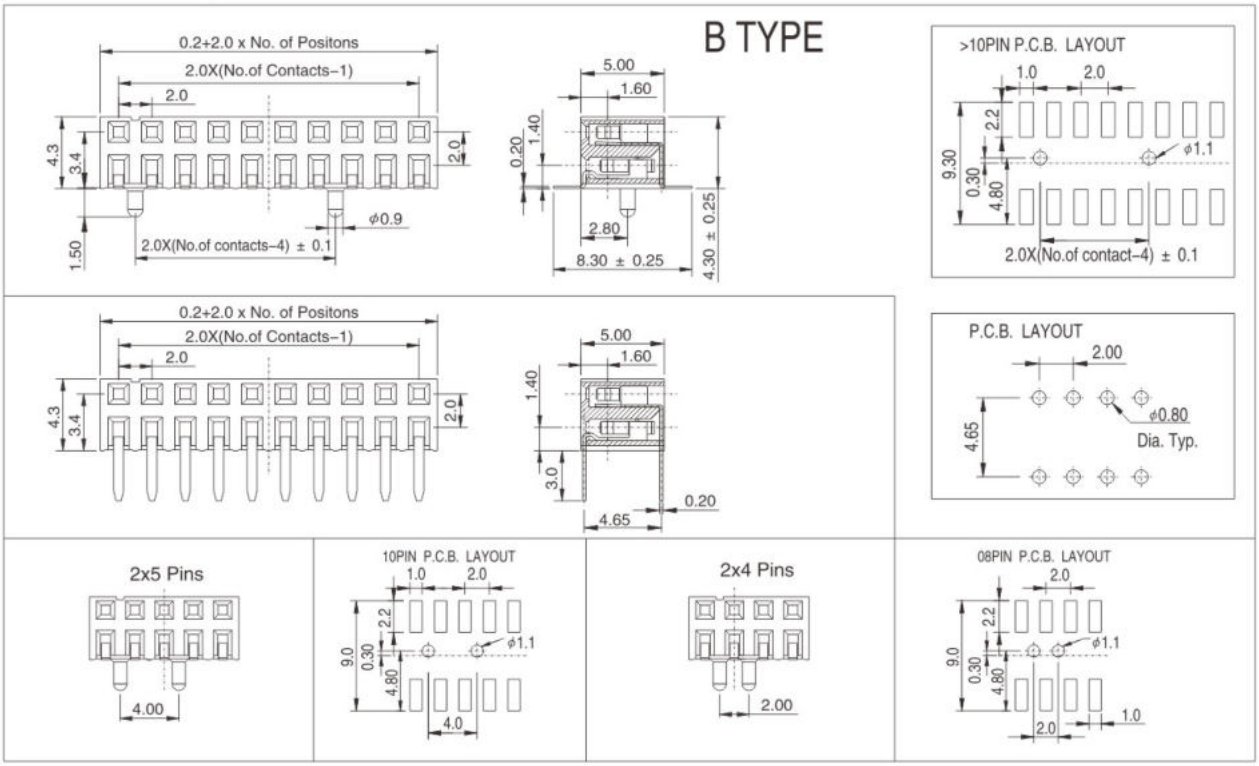

How to order

6	1	9	—				—			—			—			—		
Serie-Nr.				Nr.of Contact.		profile		Connector Type			Plating				packing		Peg	

Number of contact	Code
06-50 poles	06-50

Profile	Code
4.9mm A Type	1
4.3mm B Type	2

Plating option	Code
Gold plated	10
Tin plated	50
Selective gold flash plated	60
10U" Selective gold plated	610
20U" Selective gold plated	620
30U"Selective gold plated	630

Packing option	Code
Tube	1
Tape & Reel	2

Connector Type	Code
Dip Type	10
SMT Type	20

Location Peg	Code
W/ Location Peg	10
W/O Location Peg	00

W.E.

620

Female Header DUAL Entry Type 2.0mm pitch

Technical Data :

Insulator Material:	High Temperature Thermoplastic,UL 94V-0
Contact :	stamped and formed,Phosphor Bronze
Plating:	Au or Sn over Nickel
Current Rating :	1 Amp
Contact resistance:	20 milliohms Max.
Insulator resistance :	1000 Megohms min.
Dielectric withstanding :	AC 500V for 1 Minute.
Operating Temperature:	-40 ℃ to +105 ℃ .
Max. processing Temp:	230 ℃ for 30-60 seconds. 260 ℃ for 10 seconds.
Mates with :	Pitch 2.0mm , □ 0.50mm male header.



RoHS Compliant

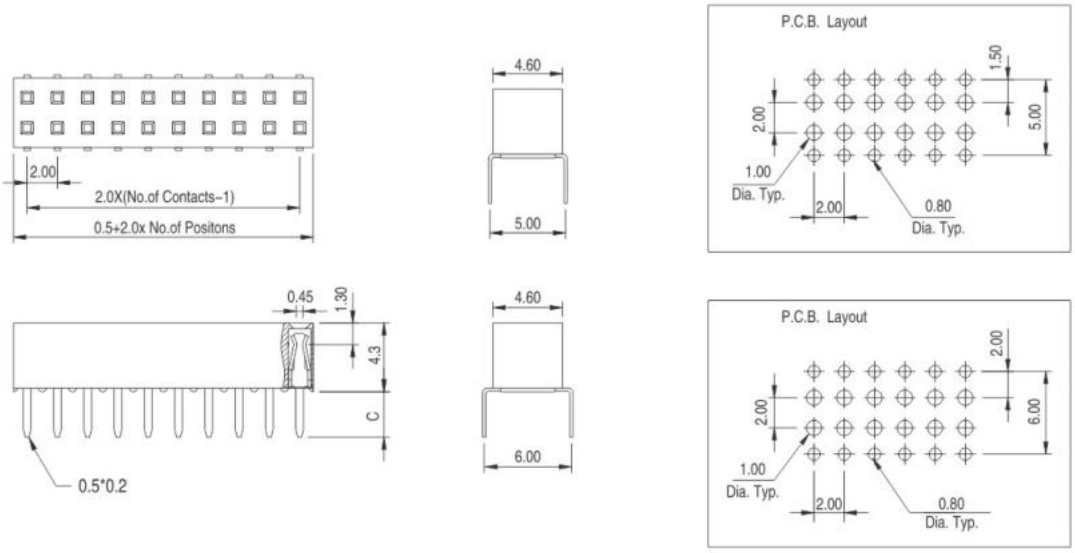

How to order

6 2 0 — □ □ □ — □ □

Serie-Nr. Nr.of Contact Spacing Plating

Number of contact	Code
Double Max.80 ploes	06-80

Spacing option	Code
5.0 mm C=3.6	1
6.0 mm C=3.0	2

Plating option	Code
Gold plated	10
Tin plated	50
Selective gold flash plated	60
10U" Selective gold plated	610
20U" Selective gold plated	620
30U"Selective gold plated	630

W.E.

620

Female Header DUAL Entry Type 2.0mm pitch

Technical Data :

Insulator Material:	High Temperature Thermoplastic,UL 94V-0
Contact :	stamped and formed,Phosphor Bronze
Plating:	Au or Sn over Nickel
Current Rating :	1 Amp
Contact resistance:	20 milliohms Max.
Insulator resistance :	1000 Megohms min.
Dielectric withstanding :	AC 500V for 1 Minute.
Operating Temperature:	-40 ℃ to +105 ℃ .
Max. processing Temp:	230 ℃ for 30-60 seconds. 260 ℃ for 10 seconds.
Mates with :	Pitch 2.0mm ,□0.50mm male header.



RoHS Compliant

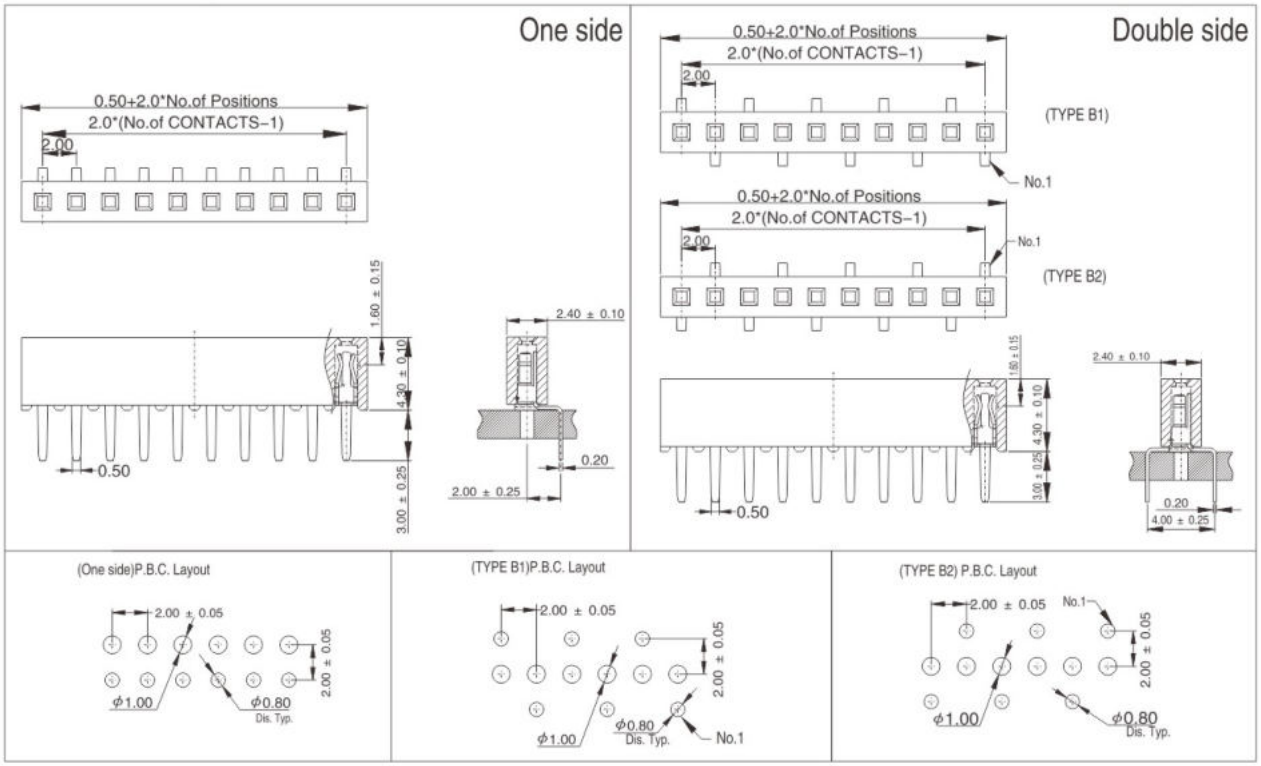

How to order

6	2	0	–				–		–				–	
Serie-Nr.			Nr.of Contact				Spacing		Plating				Packing	

Number of contact	Code
Single max.40 poles	03-40

Spacing option	Code
Single row one side	3
Single row Double side Type B1	4
Single row Double side Type B2	5

Plating option	Code
Full gold flash plated	10
Tin plated	50
Selective gold flash plated	60
10U" Selective gold plated	610
20U" Selective gold plated	620
30U"Selective gold plated	630

W.E.

136

Elevated female header 2.0mm pitch H6.35 Dip 180 Type

Technical Data :

Insulator Material:	High Temperature Thermoplastic,UL 94V-0
Contact :	stamped and formed,Phosphor Bronze
Plating:	Au or Sn over Nickel
Current Rating :	1 Amp
Contact resistance:	20 milliohms Max.
Insulator resistance :	1000 Megohms min.
Dielectric withstanding :	AC 500V for 1 Minute.
Operating Temperature:	-55°C to +105°C.
Max. processing Temp:	230°C for 30-60 seconds. 260°C for 10 seconds.
Mates with :	Pitch 2.0mm, □0.50mm male header

RoHS Compliant

DIP 180° TYPE

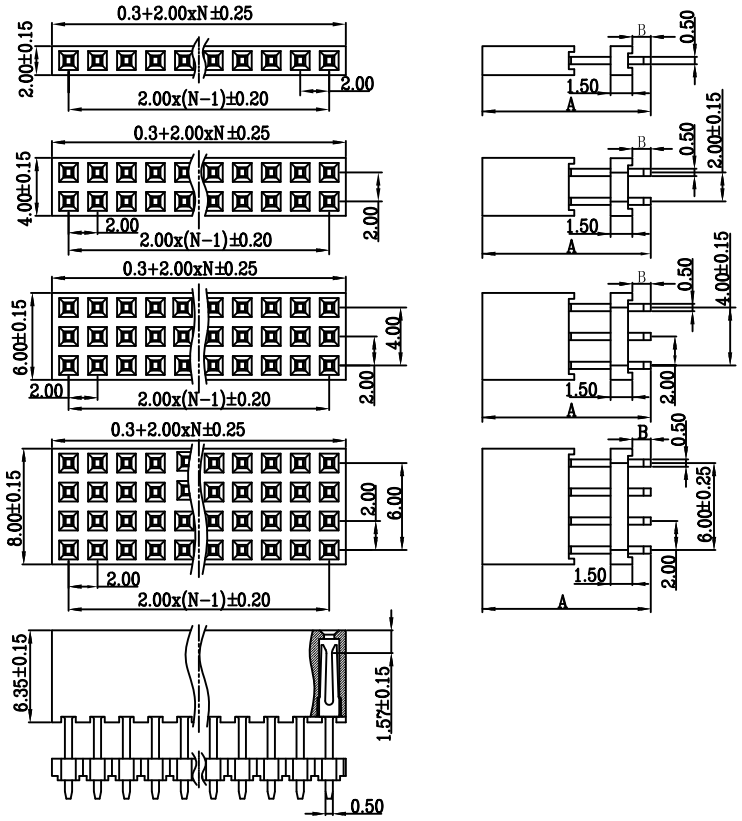

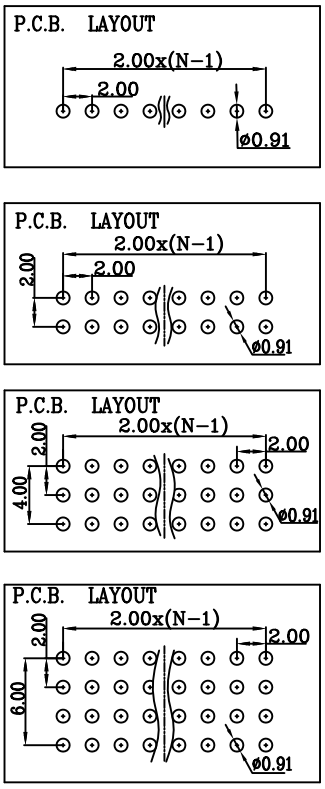

How to order

1	3	6	–	□	□	□	□	–	□	□	–	□	□	–	□	□
Serie-Nr.				Nr.of Contact. Connector Type					Nr.of Row			Dimension			Plating	

Number of contact	Code
single row	02-40
double row	04-80
triple row	06-120
four row	08-160

Nr.of Row	Code
single row	10
double row	20
triple row	30
four row	40

Connector Type	Code
Elevated Dip 180° Type	11

Plating option	Code
Full gold flash plated	10
Tin plated	50
Selective gold flash plated	60
10u"Selective gold plated	610
15u"Selective gold plated	615
20u"Selective gold plated	620
30u"Selective gold plated	630

Dimension A	Dimension B	Code	B MAX
9.35	1.27	10	1.50
11.63	1.27	20	3.78
12.34	1.27	30	4.49
21.59	1.27	40	13.74
13.35	1.27	50	5.50
17.35	1.27	60	9.50

AS Request A/XXX
FOR Eg. A=11.63,B=3.00
CODE Nr.=11.63/3.00

W.E.

136

female header 2.0mm pitch H6.35 Dip 180 Type

Technical Data :

Insulator Material:	High Temperature Thermoplastic,UL 94V-0
Contact :	stamped and formed,Phosphor Bronze
Plating:	Au or Sn over Nickel
Current Rating :	1 Amp
Contact resistance:	20 milliohms Max.
Insulator resistance :	1000 Megohms min.
Dielectric withstanding :	AC 500V for 1 Minute.
Operating Temperature:	-55°C to +105°C.
Max. processing Temp:	230°C for 30-60 seconds. 260°C for 10 seconds.
Mates with :	Pitch 2.0mm, □0.50mm male header

RoHS Compliant

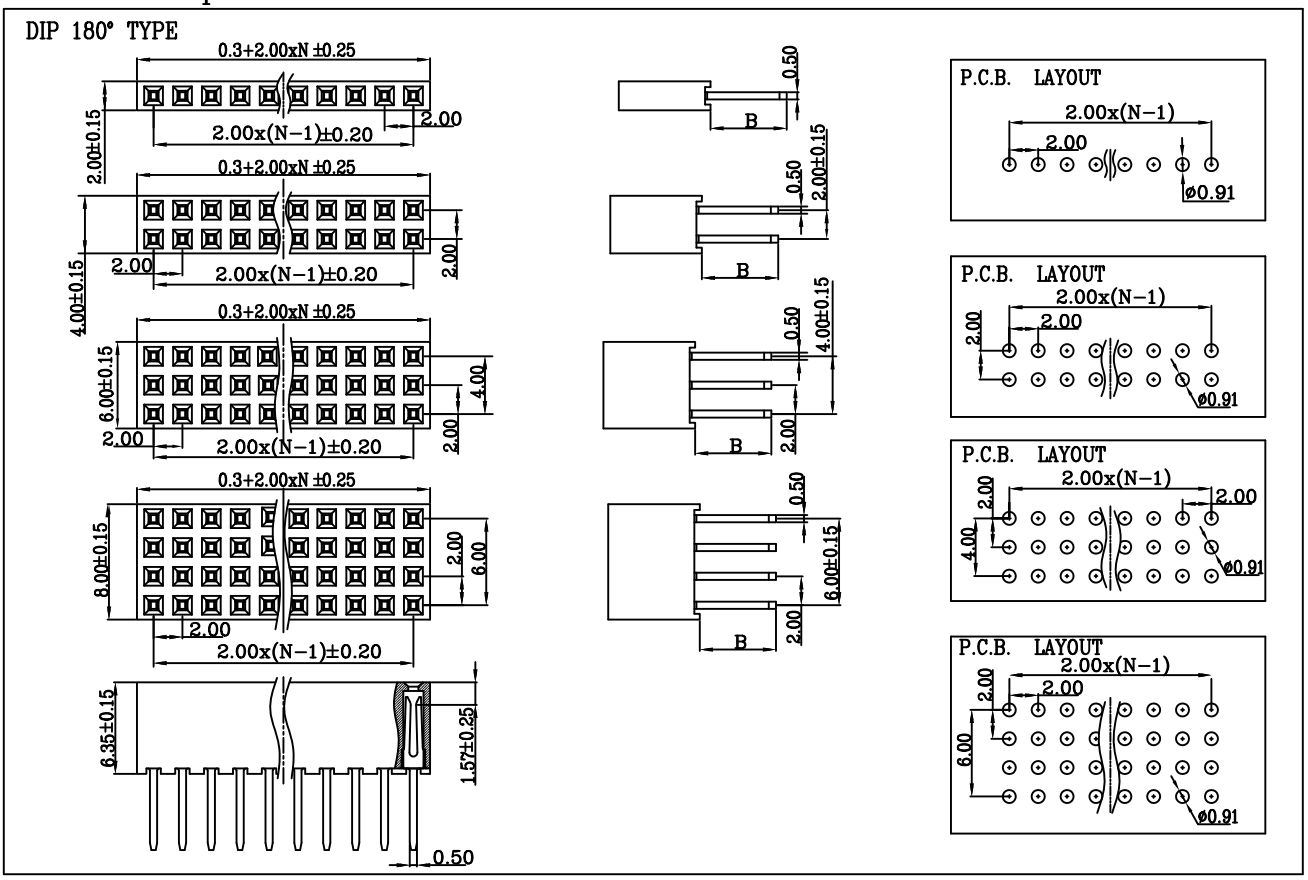

How to order

1 3 6 – □□□□ – □□ – □□ – □□

Serie-Nr. | Nr.of Contact. Connector Type | Nr.of Row | Dimension | Plating

Number of contact	Code
single row	02-40
double row	04-80
triple row	06-120
four row	08-160

Nr.of Row	Code
single row	10
double row	20
triple row	30
four row	40

Connector Type	Code
Dip 180° Type	10

Plating option	Code
Full gold flash plated	10
Tin plated	50
Selective gold flash plated	60
10u"Selective gold plated	610
15u"Selective gold plated	615
20u"Selective gold plated	620
30u"Selective gold plated	630

Dimension B	Code
3.00	10
5.28	20
5.99	30
15.24	40
7.00	50
11.00	60
2.31	70
1.50	80

W.E.

136

Female header 2.0mm pitch H6.35 Right angle Type

Technical Data :

Insulator Material:	High Temperature Thermoplastic,UL 94V-0
Contact :	stamped and formed,Phosphor Bronze
Plating:	Au or Sn over Nickel
Current Rating :	1 Amp
Contact resistance:	20 milliohms Max.
Insulator resistance :	1000 Megohms min.
Dielectric withstanding :	AC 500V for 1 Minute.
Operating Temperature:	-55° C to +105° C.
Max. processing Temp:	230° C for 30-60 seconds. 260° C for 10 seconds.
Mates with :	Pitch 2.0mm, □0.50mm male header



RoHS Compliant

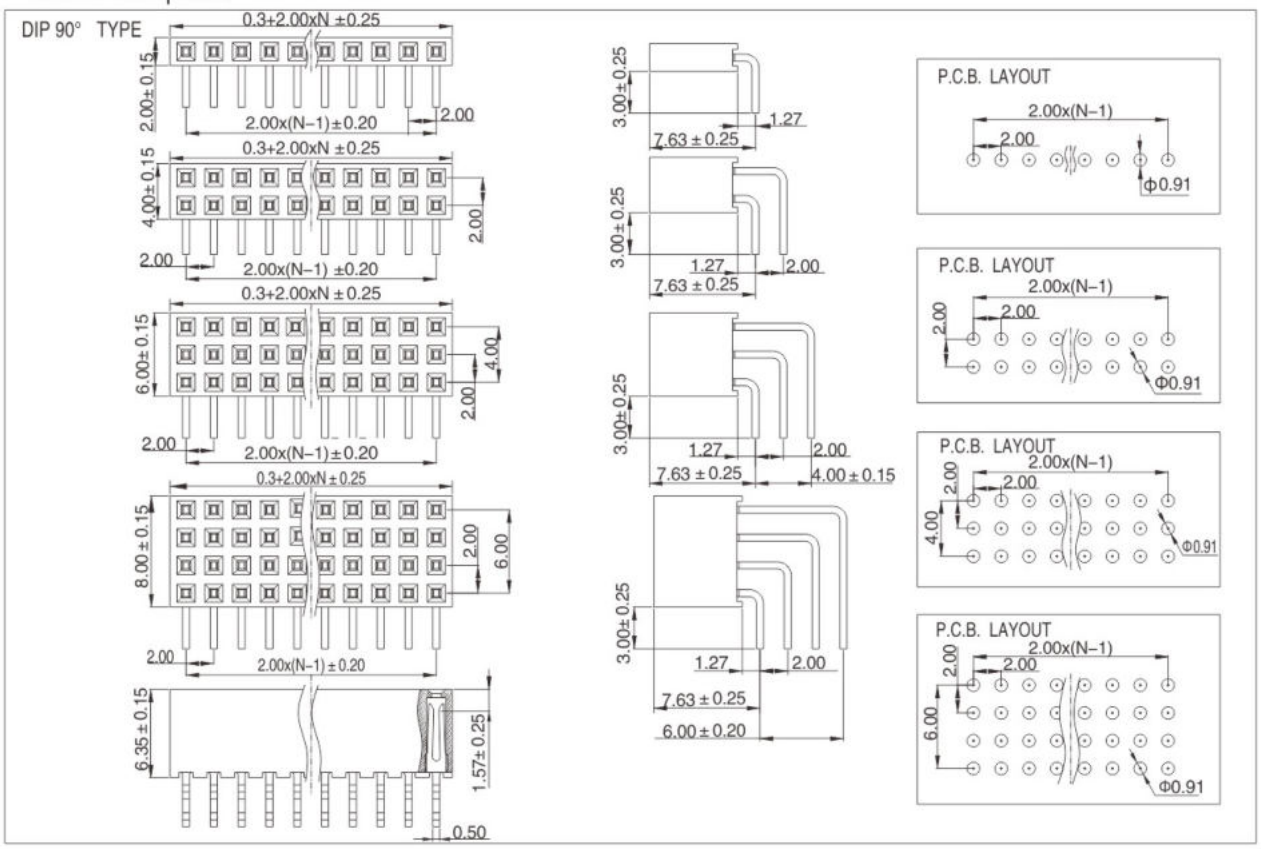

How to order

1	3	6	—	□□	□□	□□	—	□□	—	□□
Serie-Nr.				Nr.of Contact.		Connector Type		Nr.of Row		Plating

Number of contact	Code
single row	02-40
double row	04-80
triple row	06-120
four row	08-160

Nr.of Row	Code
single row	10
double row	20
triple row	30
four row	40

Plating option	Code
Full gold flash plated	10
Tin plated	50
Selective gold flash plated	60
10u"Selective gold plated	610
15u"Selective gold plated	615
20u"Selective gold plated	620
30u"Selective gold plated	630

Connector Type	Code
Dip 90° Type	20

W.E.

136

Female header 2.0mm pitch H6.35 Right angle B Type

Technical Data :

Insulator Material:	High Temperature Thermoplastic,UL 94V-0
Contact :	stamped and formed,Phosphor Bronze
Plating:	Au or Sn over Nickle
Current Rating :	1 Amp
Contact resistance:	20 milliohms Max.
Insulator resistance :	1000 Megohms min.
Dielectric withstanding :	AC 500V for 1 Minute.
Operating Temperature:	-55° C to +105° C.
Max. processing Temp:	230° C for 30-60 seconds. 260° C for 10 seconds.
Mates with :	Pitch 2.0mm, □0.50mm male header



RoHS Compliant

B TYPE

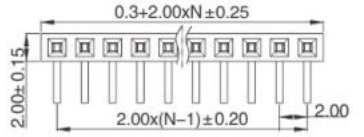

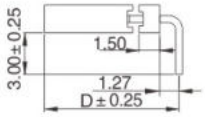

D_{min} =9.13 mm

D_{max} =19.65 mm

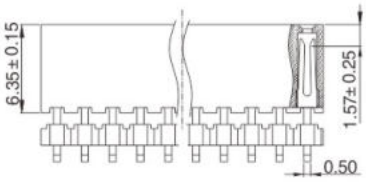

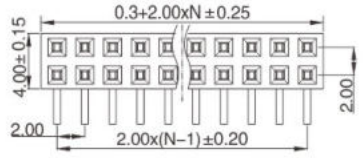

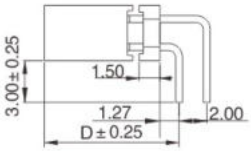

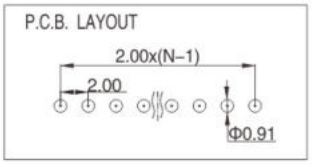

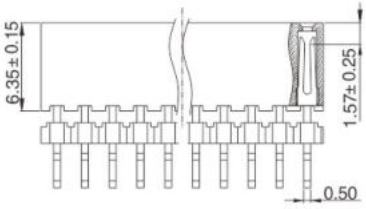

D_{min} =9.13 mm

D_{max} =13.65 mm

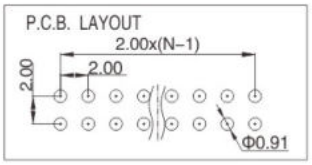

How to order

1	3	6	—	☐☐	☐☐	☐☐	—	☐☐	☐☐	—	☐☐	☐☐	—	☐☐	☐☐
Serie-Nr.				Nr.of Contact.		Connector Type		Nr.of Row			Dimensions "D"			Plating	

Number of contact	Code
single row	02-40
double row	04-80

Nr.of Row	Code
single row	10
double row	20

Dimensions "D"	Code
As request For Eg. D=9.63 Code Nr.= 9.63	XX

Plating option	Code
Full gold flash plated	10
Tin plated	50
Selective gold flash plated	60
10u"Selective gold plated	610
15u"Selective gold plated	615
20u"Selective gold plated	620
30u"Selective gold plated	630

Connector Type	Code
Right Angle B Type	21

W.E.

136

Female header 2.0mm pitch H6.35 Vertical SMT Type

Technical Data :

Insulator Material:	High Temperature Thermoplastic,UL 94V-0
Contact :	stamped and formed,Phosphor Bronze
Plating:	Au or Sn over Nickel
Current Rating :	1 Amp
Contact resistance:	20 milliohms Max.
Insulator resistance :	1000 Megohms min.
Dielectric withstanding :	AC 500V for 1 Minute.
Operating Temperature:	-55° C to +105° C.
Max. processing Temp:	230° C for 30-60 seconds. 260° C for 10 seconds.
Mates with :	Pitch 2.0mm, □0.50mm male header



RoHS Compliant

Vertical SMT TYPE

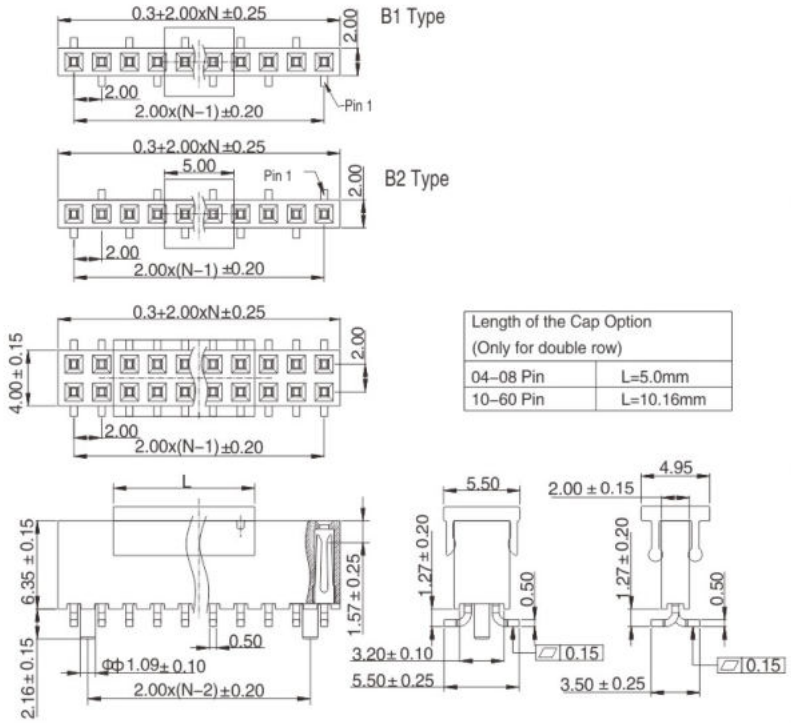

Length of the Cap Option (Only for double row)	
04-08 Pin	L=5.0mm
10-60 Pin	L=10.16mm

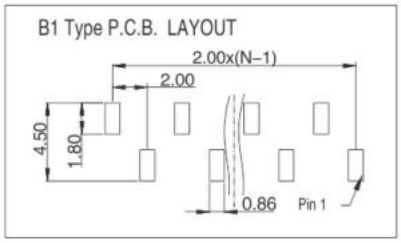

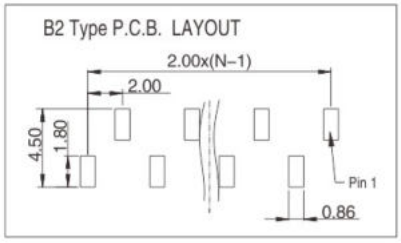

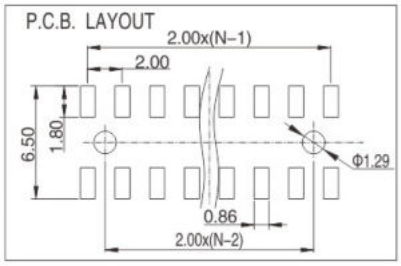

How to order

1	3	6	—	☐☐☐☐	—	☐☐	—	☐☐	—	☐	—	☐	—	☐☐
Serie-Nr.				Nr.of Contact.	Connector Type	Nr.of Row		Plating		Cap option		packing		Location Peg

Number of contact	Code
single row	02-30
double row	04-60

Connector Type	Code
Vertical Type	30

Nr.of Row	Code
B1 single row	10
B2 single row	11
double row	20

Pick & Place	Code
W/ Cap	1
W/O Cap	2

Plating option	Code
Full gold flash plated	10
Tin plated	50
Selective gold flash plated	60
10u"Selective gold plated	610
15u"Selective gold plated	615
20u"Selective gold plated	620
30u"Selective gold plated	630

Packing option	Code
Tube	1
Tape & Reel	2

Location Peg	Code
W/ Location Peg only for double row	10
W/O Location Peg	00

W.E.

136

Female header 2.0mm pitch H6.35 Horizontal SMT Type

Technical Data :

Insulator Material:	High Temperature Thermoplastic,UL 94V-0
Contact :	stamped and formed,Phosphor Bronze
Plating:	Au or Sn over Nickel
Current Rating :	1 Amp
Contact resistance:	20 milliohms Max.
Insulator resistance :	1000 Megohms min.
Dielectric withstanding :	AC 500V for 1 Minute.
Operating Temperature:	-55° C to +105° C.
Max. processing Temp:	230° C for 30-60 seconds. 260° C for 10 seconds.
Mates with :	Pitch 2.0mm, □0.50mm male header



RoHS Compliant

Horizontal SMT TYPE

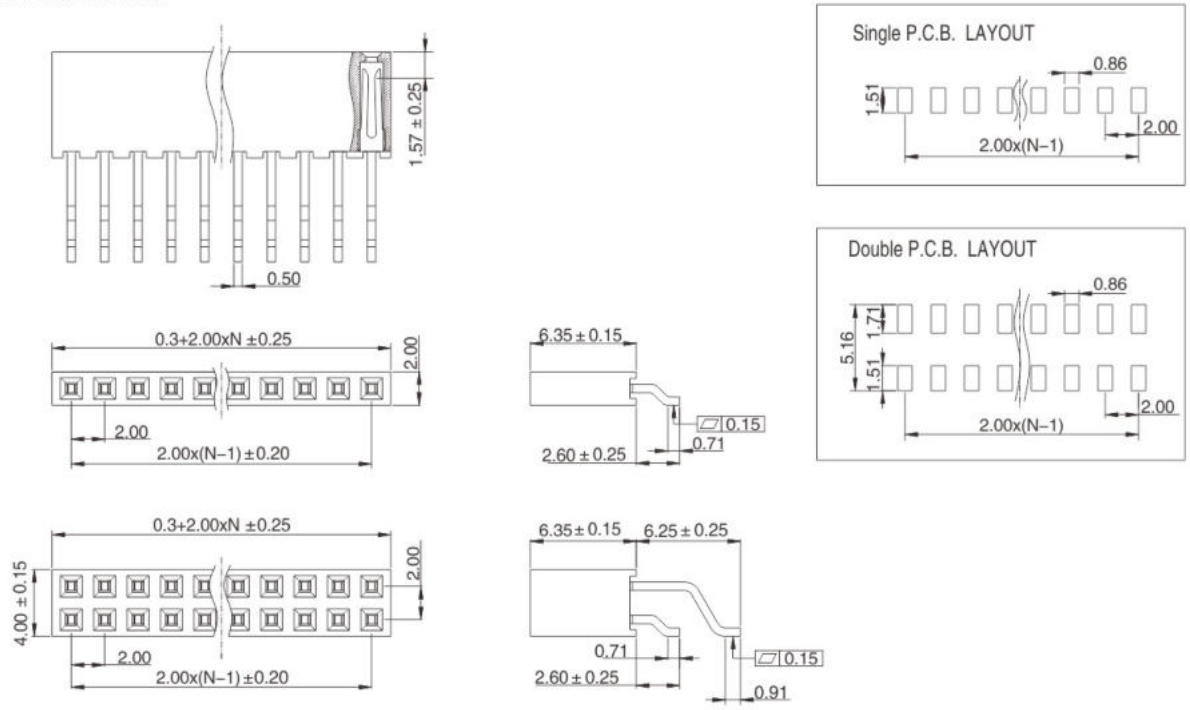

How to order

1	3	6	—	☐ ☐ ☐ ☐	—	☐ ☐	—	☐ ☐	—	☐
Serie-Nr.				Nr.of Contact. Connector Type		Nr.of Row		Plating		packing

Number of contact	Code
single row	02-30
double row	04-60

Connector Type	Code
Horizontal Type	31

Nr.of Row	Code
single row	10
double row	20

Plating option	Code
Full gold flash plated	10
Tin plated	50
Selective gold flash plated	60
10u"Selective gold plated	610
15u"Selective gold plated	615
20u"Selective gold plated	620
30u"Selective gold plated	630

Packing option	Code
Tube	1
Tape & Reel	2

W.E.

343

IDC Socket Connector DIN 41651 Pitch 2.00mm

Technical Data :

Insulator Material:	Thermoplastic,UL 94V-0
Contact :	stamped and formed,Phosphor Bronze
Plating:	Au or Sn over Nickel
Wire size:	28AWG
Current Rating :	1 Amp
Contact resistance:	20 milliohms Max.
Insulator resistance :	1000 Megohms min.
Dielectric withstanding :	AC 500V for 1 Minute.
Operating Temperature:	-40 ℃ to +105 ℃ .
Mates with :	Pitch 2.0mm □0.50mm male headle



RoHS Compliant

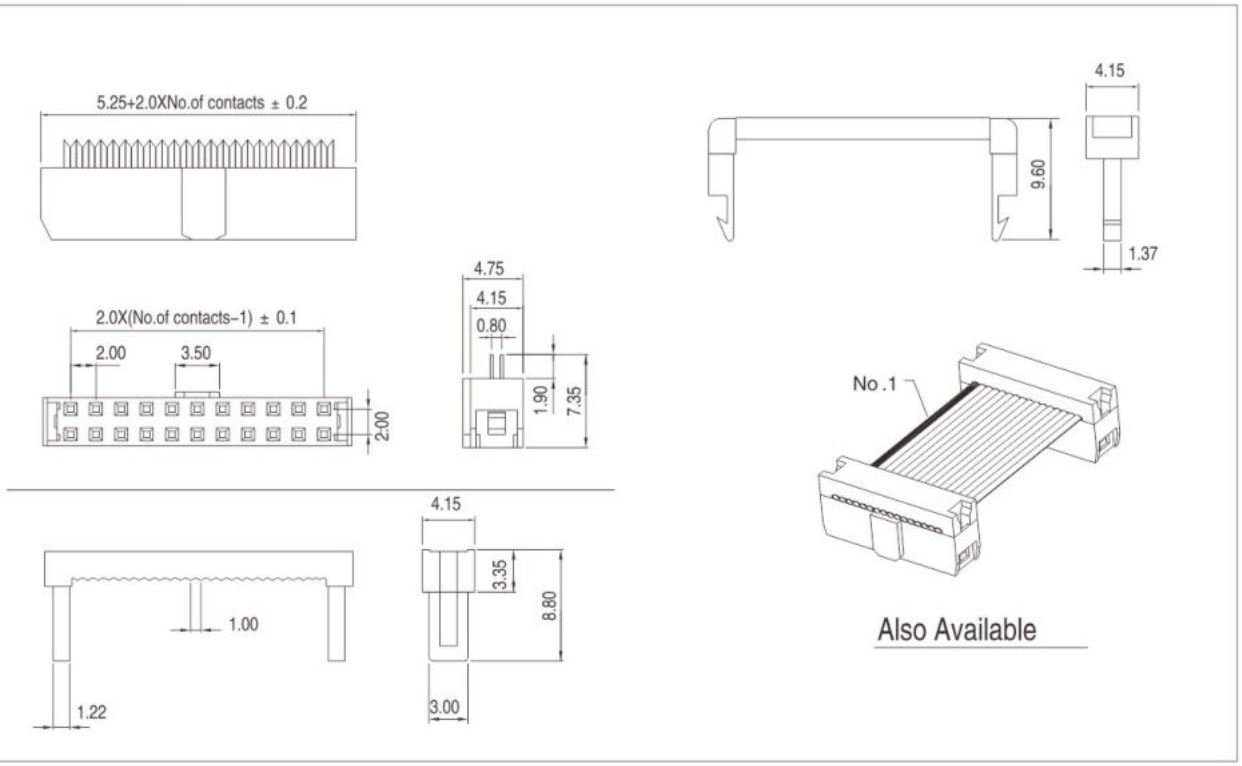

How to order

3	4	3	—	□	□	—	□	□	—	□	—	□	□
Serie-Nr.				Nr.of Contact			Cable Clamp			Bump		Plating	

No.of contacts	Code
04,06,08,10, 12,14,16,18,20, 22,24,26,30, 34,40,44,50,60	04-60

Cable clamp option	Code
W/O cable clamp	00
W/ cable clamp	10

Central Bump	Code
W/ Bump	1
W/O Bump	2

Plating Option	Code
Gold plated	10
Selective gold plated	60

W.E.

344

IDC–Printed Connector DIP Spacing 2.00mm

Technical Data :

Insulator Material:	Thermoplastic,UL 94V–0
Contact :	stamped and formed,Phosphor Bronze
Plating:	Au or Sn over Nickel
Wire size:	28AWG
Current Rating :	1 Amp
Contact resistance:	20 milliohms Max.
Insulator resistance :	1000 Megohms min.
Dielectric withstanding :	AC 500V for 1 Minute.
Operating Temperature:	–40 ℃ to +105 ℃ .
Mates with :	Pitch 2.0mm □0.50mm male headle



RoHS Compliant

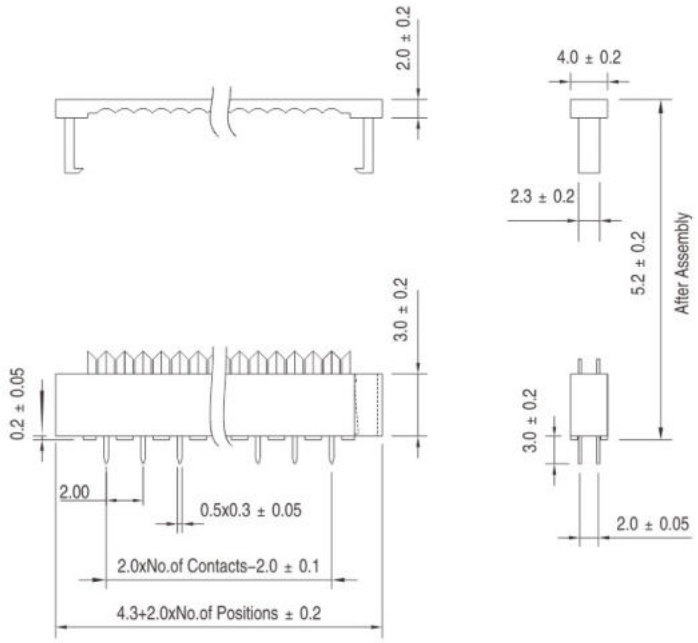

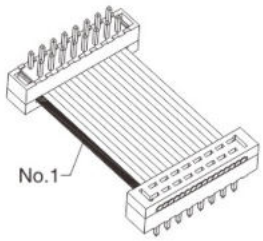

Also Available

How to order

3 4 4 — □ □ — □ □

Serie–Nr. Nr.of Contact Plating

Nr. of contact	Code
10	10
12	12
16	16
20	20
24	24
26	26
30	30
34	34
40	40
44	44
50	50

Plating option	Code
Tin Plated	50
Selective gold plated	60

W.E.

157

Economy Female–Headers–2.54mm pitch Height 8.5 mm

Technical Data :

Insulator Material:	High Temperature Thermoplastic,UL 94V–0
Contact :	Brass
Plating:	Au or Sn over Nickel
Current Rating :	3 Amp
Contact resistance:	20 milliohms Max.
Insulator resistance :	1000 Megohms min.
Dielectric withstanding :	AC 500V for 1 Minute.
Operating Temperature:	–40 ℃ to +105 ℃ .
Max. processing Temp:	230 ℃ for 30–60 seconds. 260 ℃ for 10 seconds.
Mates with :	Pitch 2.54mm, □ 0.635mm male header



RoHS Compliant

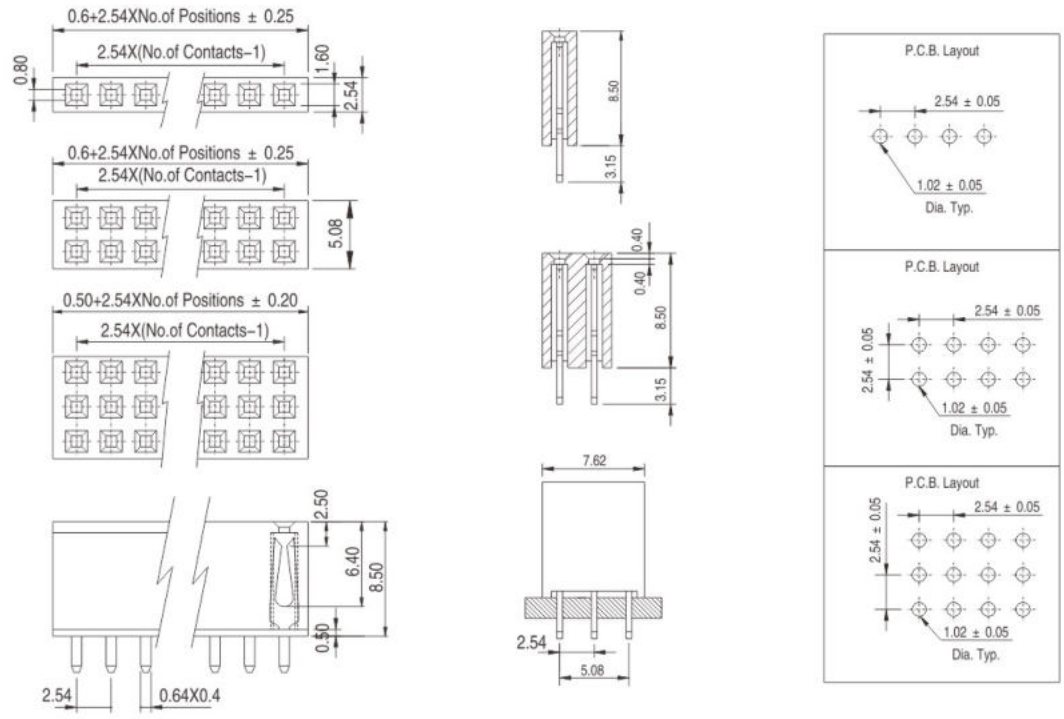

How to order

1	5	7	—				—		
Serie–Nr.				Nr.of	Contact	Nr.of	Row	Contact	Plating

Number of contact	Code
1 – single max. 40 poles	02–40
2 – double max. 80 poles	04–80
3 – triple max. 96 poles	09–96

Number of row	Code
1 – single	1
2 – double	2
3 – triple row	3

Plating option contact	Code
Gold plated	10
Tin plated	50
Selective gold plated	60
10u"Selective gold plated	610
20u"Selective gold plated	620
30u"Selective gold plated	630

W.E.

159

Economy Female–Headers–2.54mm pitch Height 8.5 mm SMT Type

Technical Data :

Insulator Material:	High Temperature Thermoplastic,UL 94V–0
Contact :	Brass
Plating:	Au or Sn over Nickel
Current Rating :	3 Amp
Contact resistance:	20 milliohms Max.
Insulator resistance :	1000 Megohms min.
Dielectric withstanding :	AC 500V for 1 Minute.
Operating Temperature:	–40 ℃ to +105 ℃ .
Max. processing Temp:	230 ℃ for 30–60 seconds. 260 ℃ for 10 seconds.
Mates with :	Pitch 2.54mm, □ 0.635mm male header



RoHS Compliant

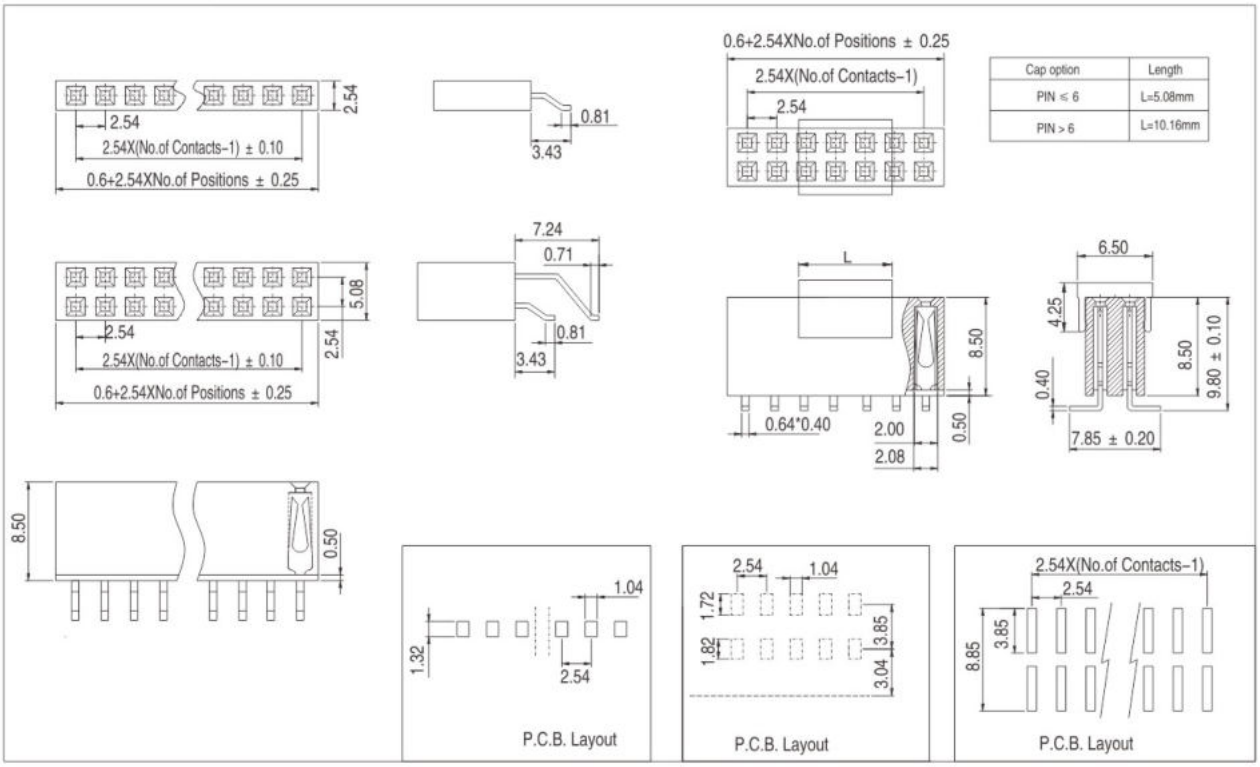

Cap option	Length
PIN ≤ 6	L=5.08mm
PIN > 6	L=10.16mm

How to order

1	5	9	—	□	□	—	□	□	—	□	□	—	□	□	—	□	—	□
Serie–Nr.				Nr.of Contact			Nr.of Row			Layout			Contact	Plating		Cap option		Packing

Number of contact	Code
1 – Single 2–20 poles	02–20
2 – double 4–40 poles	04–40

Number of row	Code
double row	13
single row	14

Layout	Code
Horizontal TYPE	10
Vertical TYPE	20

Plating option contact	Code
Gold plated	10
Tin plated	50
Selective gold plated	60
10u"Selective gold plated	610
20u"Selective gold plated	620
30u"Selective gold plated	630

Cap Option	Code
W/ Cap	1
W/O Cap	2

Packing Option	Code
Tube	1
Tape & Reel	2

W.E.

159

Economy Female–Headers–2.54mm pitch Height 8.5 mm tail Right angle

Technical Data :

Insulator Material:	High Temperature Thermoplastic,UL 94V–0
Contact :	Brass
Plating:	Au or Sn over Nickel
Current Rating :	3 Amp
Contact resistance:	20 milliohms Max.
Insulator resistance :	1000 Megohms min.
Dielectric withstanding :	AC 500V for 1 Minute.
Operating Temperature:	–40 ℃ to +105 ℃ .
Max. processing Temp:	230 ℃ for 30–60 seconds. 260 ℃ for 10 seconds.
Mates with :	Pitch 2.54mm, □0.635mm male header



RoHS Compliant

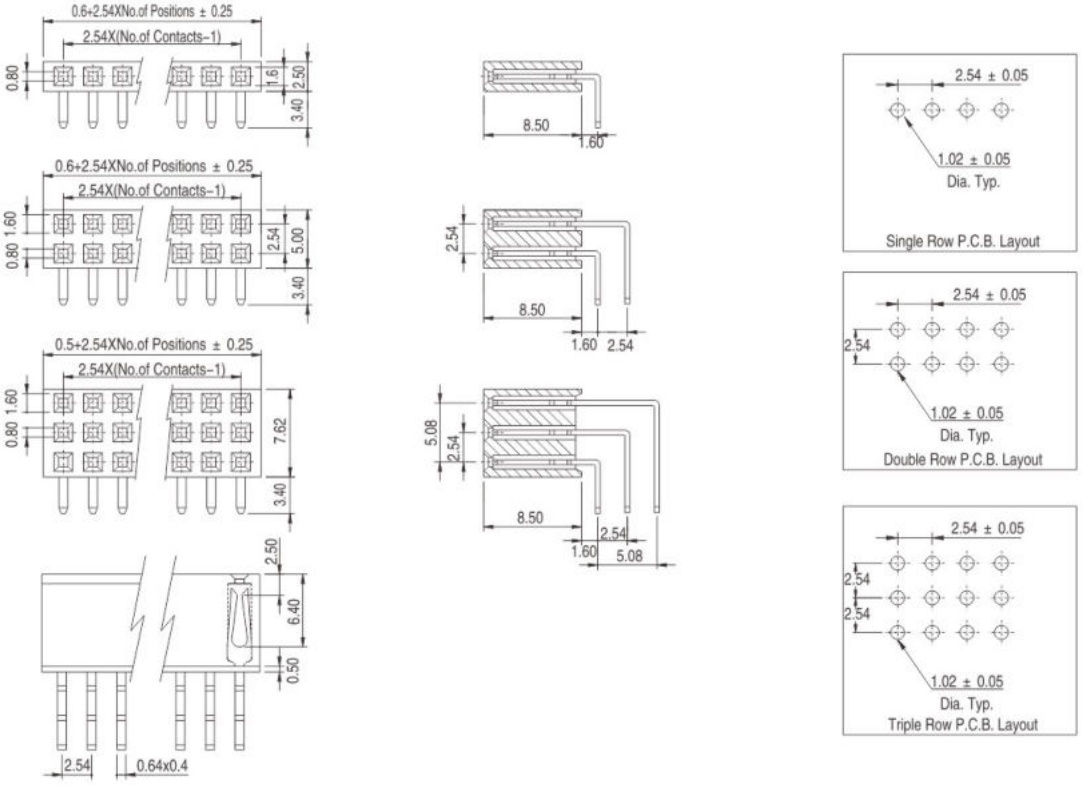

How to order

1	5	9	—				—		
Serie–Nr.				Nr.of	Contact	Nr.of	Row	Contact	Plating

Number of contact	Code
1 – single max. 40 poles	02–40
2 – double max. 80 poles	04–80
3 – triple max. 96 poles	09–96

Number of row	Code
1 – single R.A.	11
2 – double R.A.	12
3 – triple R.A.	15

Plating option contact	Code
Gold plated	10
Tin plated	50
Selective gold plated	60
10u"Selective gold plated	610
20u"Selective gold plated	620
30u"Selective gold plated	630

W.E.

157,159

Economy Female-Headers-2.54mm pitch Height 8.5 mm With Polarization Bump

Technical Data :

Insulator Material:	High Temperature Thermoplastic,UL 94V-0
Contact :	Brass
Plating:	Au or Sn over Nickel
Current Rating :	3 Amp
Contact resistance:	20 milliohms Max.
Insulator resistance :	1000 Megohms min.
Dielectric withstanding :	AC 500V for 1 Minute.
Operating Temperature:	-40°C to +105°C.
Max. processing Temp:	230°C for 30-60 seconds. 260°C for 10 seconds.
Mates with :	Pitch 2.54mm, □0.635mm male header

RoHS Compliant

157 Serie

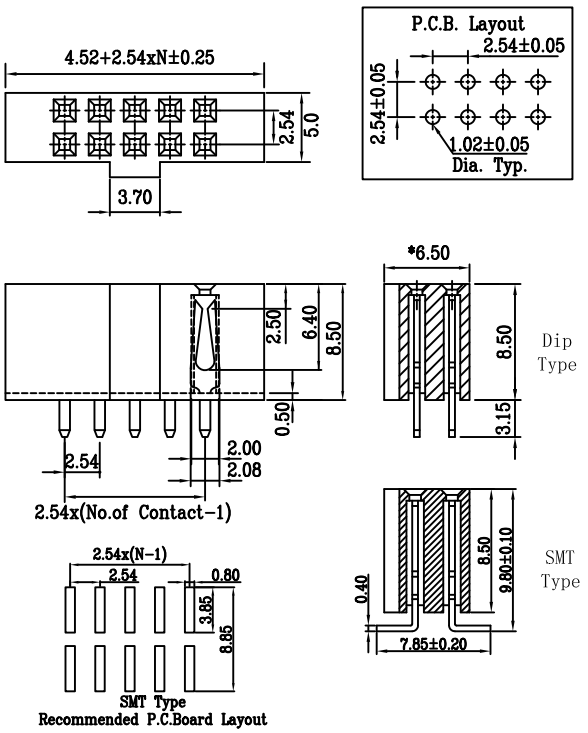

159 Serie

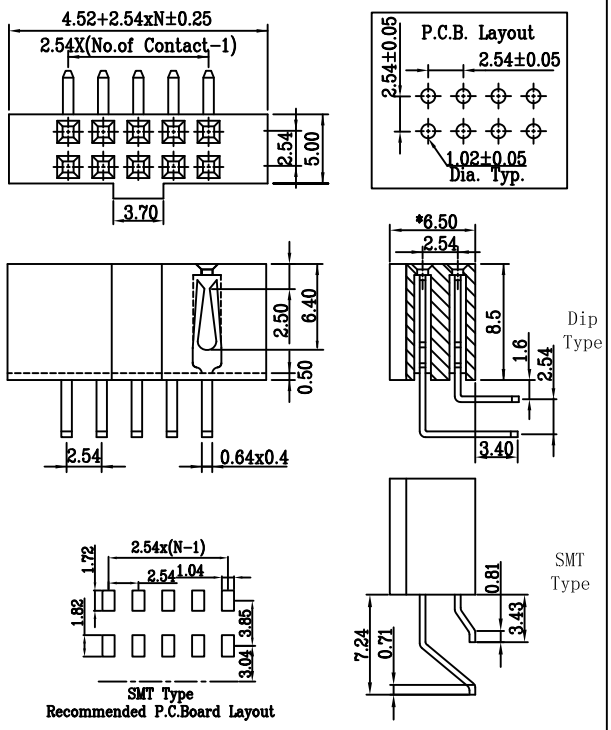

How to order

1	5	7	—			B	—			—		
1	5	9	—			B	—			—		

Serie-Nr. | Nr.of Contact | Bump | Connector Type | Contact Plating

Number of contact	Code
06,08,10,14,16,20,24,26 30,34,40,44,48,50,60,64	06B~64B

Connector Type	Code
Dip Type	10
SMT Type	20

Plating option contact	Code
Gold plated	10
Tin plated	50
Selective gold plated	60
10U" Selective gold plated	610
20U" Selective gold plated	620
30U" Selective gold plated	630

W.E.

WEITRONIC ENTERPRISE CO.,LTD.Web.site:www.weitronictw.com.tw E-mail:wee@weitronictw.com.tw

REV:2016. 04. 27

158

Economy Female–Headers–2.54mm pitch Height 8.5 mm

Technical Data :

Insulator Material:	High Temperature Thermoplastic,UL 94V–0
Contact :	Brass
Plating:	Au or Sn over Nickel
Current Rating :	3 Amp
Contact resistance:	20 milliohms Max.
Insulator resistance :	1000 Megohms min.
Dielectric withstanding :	AC 500V for 1 Minute.
Operating Temperature:	–40 ℃ to +105 ℃ .
Max. processing Temp:	230 ℃ for 30–60 seconds. 260 ℃ for 10 seconds.
Mates with :	Pitch 2.54mm, □ 0.635mm male header



RoHS Compliant

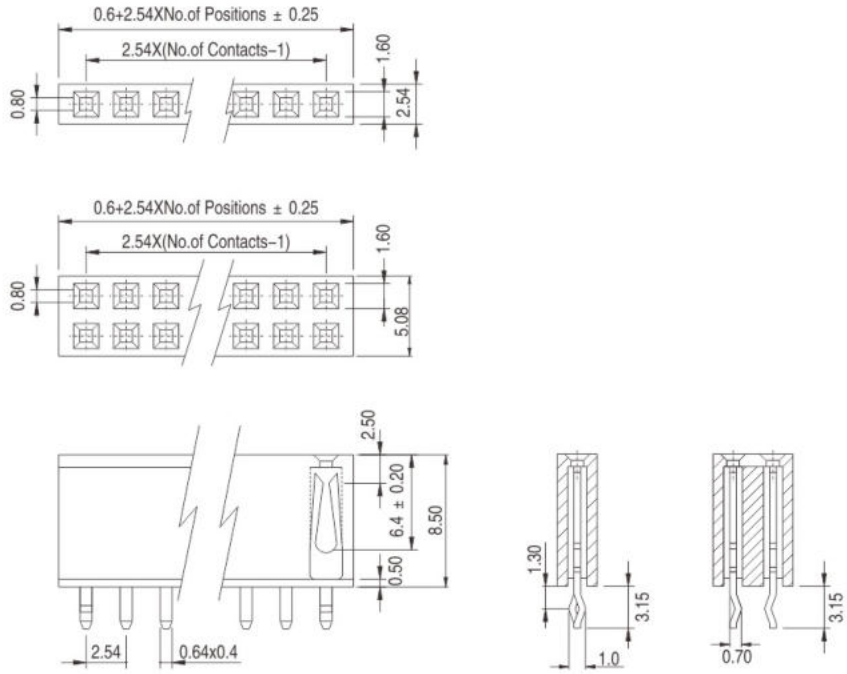

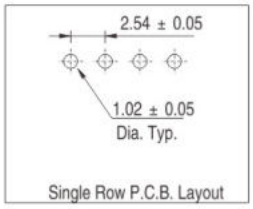

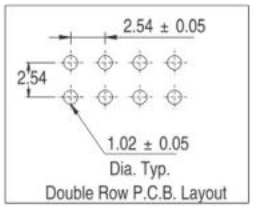

How to order

1	5	8	—				—		
Serie–Nr.				Nr.of	Contact	Nr.of Row		Contact	Plating

Number of contact	Code
1 – single max. 40 poles	02–40
2 – Double max. 80 poles	04–80

Number of row	Code
1 – single	1
2 – Double	2

Plating option contact	Code
Gold plated	10
Tin plated	50
Selective gold plated	60
10u"Selective gold plated	610
20u"Selective gold plated	620
30u"Selective gold plated	630

W.E.

622

High– Density Female Headers Height 8.5mm–Economy Version 2.54mm pitch

Technical Data :

Insulator Material:	High Temperature Thermoplastic,UL 94V–0
Contact :	Brass
Plating:	Au or Sn over Nickel
Current Rating :	1 Amp
Contact resistance:	20 milliohms Max.
Insulator resistance :	1000 Megohms min.
Dielectric withstanding :	AC 500V for 1 Minute.
Operating Temperature:	–40 ℃ to +105 ℃ .
Max. processing Temp:	230 ℃ for 30–60 seconds. 260 ℃ for 10 seconds.
Mates with :	Pitch 2.54mm, □0.635mm male header



RoHS Compliant

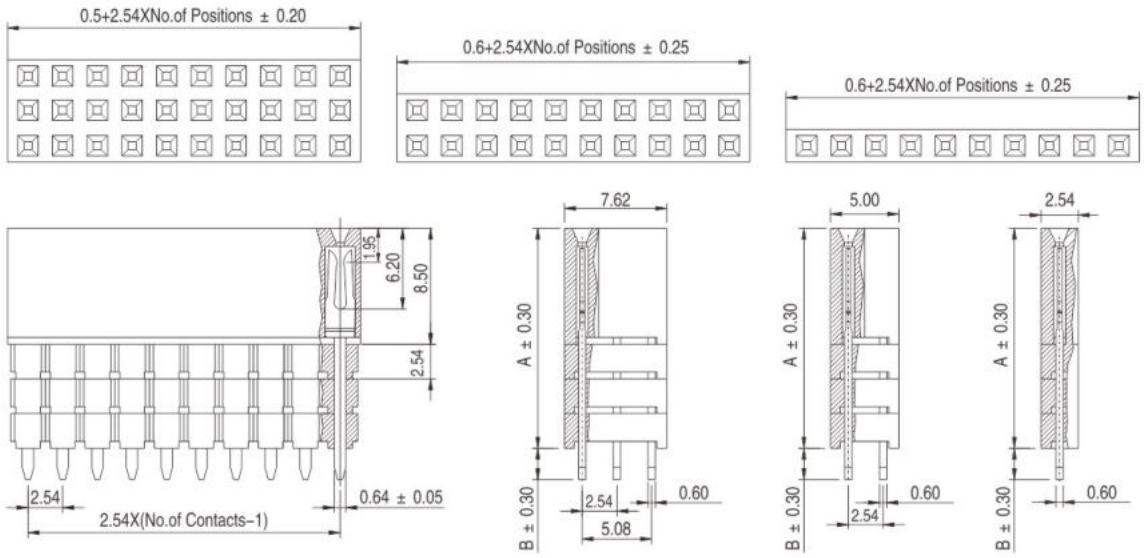

How to order

6 2 2 — □ □ □ — □ □ — □ □

Serie–Nr. Nr.of Contact Nr.of Row Dimension Plating

Number of contact	Code
1 – Single max. 40 poles	03–40
2 – Double max. 80 poles	06–80
3 – Triple max. 96 poles	09–96

Number of Row	Code
1 – Single Row	1
2 – Double Row	2
3 – Triple Row	3

Dimension A	Dimension B	Code
11.05	2.30	10
11.05	7.35	20
11.05	12.20	30
13.59	4.85	40
13.59	9.65	50
16.13	2.30	60
16.13	7.10	70
18.67	4.60	80
21.21	2.06	90

Plating option	Code
Gold plated	10
Tin plated	50
Selective gold plated	60
10u"Selective gold plated	610
20u"Selective gold plated	620
30u"Selective gold plated	630

W.E.

160,162

Economy Female–Headers–2.54mm pitch Hight 5.7 mm Straight/Right angle

Technical Data :

Insulator Material:	High Temperature Thermoplastic,UL 94V–0
Contact :	stamped and formed,Phosphor Bronze
Plating:	Au or Sn over Nickel
Current Rating :	3 Amp
Contact resistance:	20 milliohms Max.
Insulator resistance :	1000 Megohms min.
Dielectric withstanding :	AC 500V for 1 Minute.
Operating Temperature:	–40 ℃ to +105 ℃ .
Max. processing Temp:	230 ℃ for 30–60 seconds. 260 ℃ for 10 seconds.
Mates with :	Pitch 2.54mm, □0.635mm male header



RoHS Compliant

160 serie

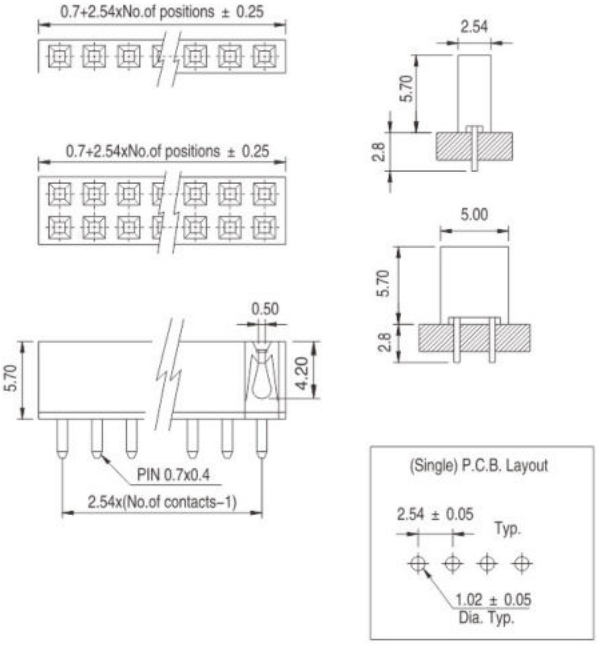

162 serie

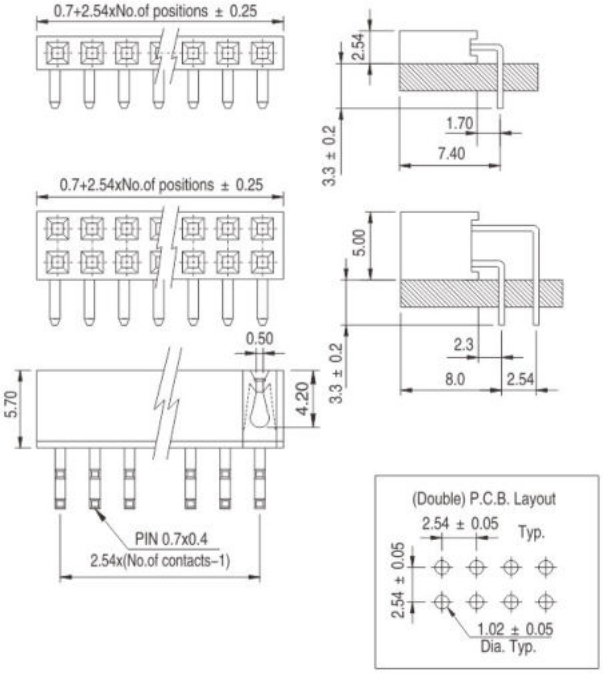

How to order

1 6 0 – □ □ □ – □ □

Serie–Nr. Nr.of Contact Nr.of Row Contact Plating

Number of contact	Code
1 – single max. 40 poles	02–40
2 – double max. 80 poles	04–80

Number of row	Code
1 – single	1
2 – double	2

Plating option contact	Code
Gold plated	10
Tin plated	50
Selective gold flash plated	60
10u"Selective gold plated	610
20u"Selective gold plated	620
30u"Selective gold plated	630

How to order

1 6 2 — □ □ □ — □ □

Serie–Nr. Nr.of Contact Nr.of Row Contact Plating

Number of contact	Code
1 – single max. 40 poles	02–40
2 – double max. 80 poles	04–80

Number of row	Code
1 – single R.A.	1
2 – double R.A.	2

Plating option contact	Code
Gold plated	10
Tin plated	50
Selective gold flash plated	60
10u"Selective gold plated	610
20u"Selective gold plated	620
30u"Selective gold plated	630

W.E.

349

2.54mm SOCKET

Technical Data :

Insulator Material:	High Temperature Thermoplastic,UL 94V-0
Contact :	stamped and formed,Phosphor Bronze
Plating:	Au or Sn over Nickel
Current Rating :	3 Amp
Contact resistance:	20 milliohms Max.
Insulator resistance :	1000 Megohms min.
Dielectric withstanding :	AC 500V for 1 Minute.
Operating Temperature:	-40° C to +105° C.
Max. processing Temp:	230° C for 30-60 seconds. 260° C for 10 seconds.
Mates with :	Pitch 2.54mm, □0.635mm male header



RoHS Compliant

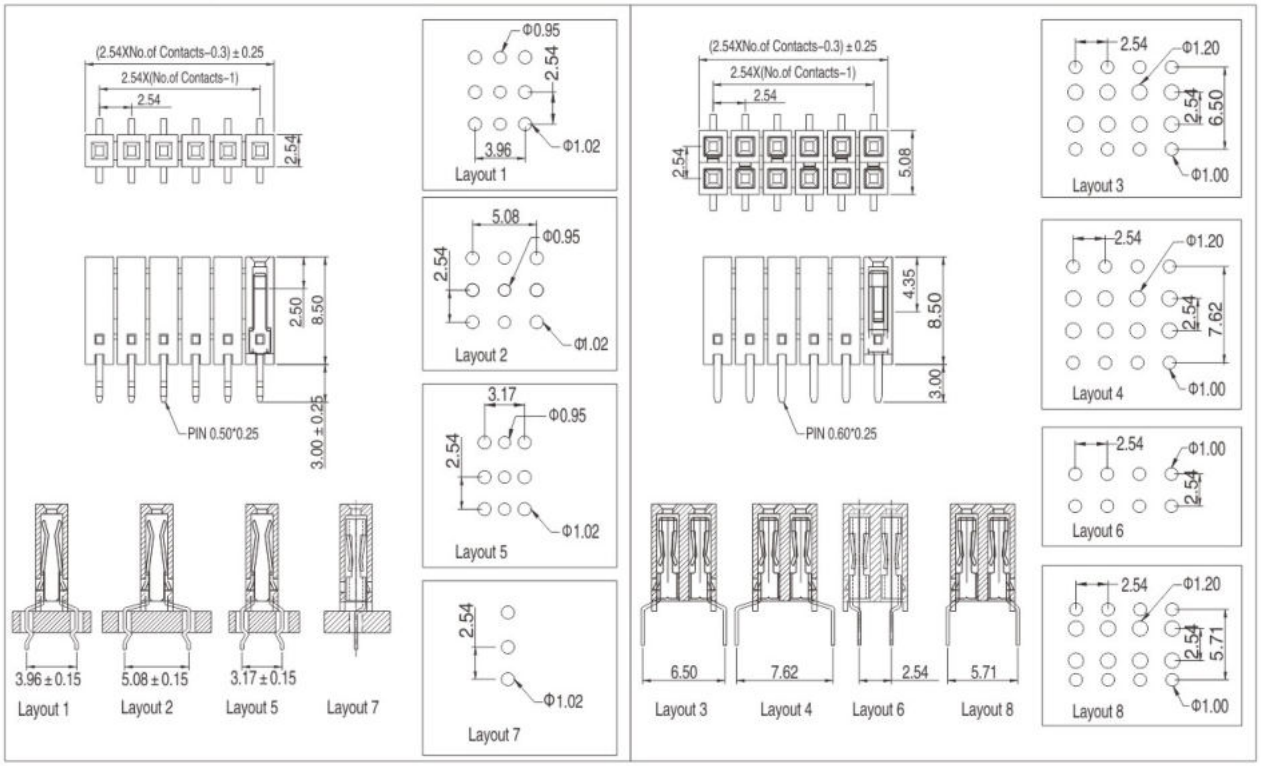

How to order

3 4 9 — □□ — □ — □ — □□

Serie-Nr. | Nr.of Contact | No.of Row | Layout | Contact | Plating

Number of contact	Code
Single Row 02 to 45 Contacts	02-45
Double Row 04 to 90 Contacts	04-90

Number of Row	Code
Single Row	1
Double Row	2

Dip spacing	Code
Layout 1 - 3.96mm	1
Layout 2 - 5.08mm	2
Layout 3 - 6.50mm	3
Layout 4 - 7.62mm	4
Layout 5 - 3.17mm	5
Layout 6 - 2.54mm	6
Layout 7 - DIP	7
Layout 8 - 5.71mm	8

Plating option	Code
Full gold flash plated	10
Tin plated	50
Selective gold flash plated	60
10u"Selective gold plated	610
15u"Selective gold plated	615
20u"Selective gold plated	620
30u"Selective gold plated	630

Note:Selective high thickness gold plated Code: 610, 615,620,630 only for single row layout 1&2&5

W.E.

348

Economy Female–Headers–2.54mm pitch Height 3.51&5.0&7.30mm

Technical Data :

Insulator Material:	High Temperature Thermoplastic,UL 94V–0
Contact :	stamped and formed,Phosphor Bronze
Plating:	Au or Sn over Nickel
Current Rating :	3 Amp
Contact resistance:	20 milliohms Max.
Insulator resistance :	1000 Megohms min.
Dielectric withstanding :	AC 500V for 1 Minute.
Operating Temperature:	–40 ℃ to +105 ℃ .
Max. processing Temp:	230 ℃ for 30–60 seconds. 260 ℃ for 10 seconds.
Mates with :	Pitch 2.54mm, □0.635mm male header



RoHS Compliant

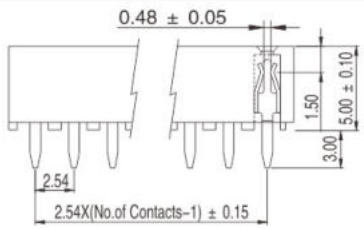

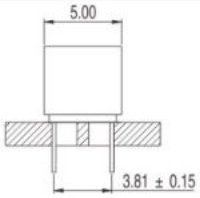

Layout 1

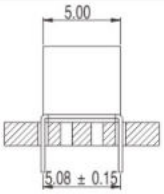

Layout 2

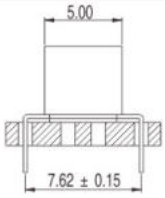

Layout 3

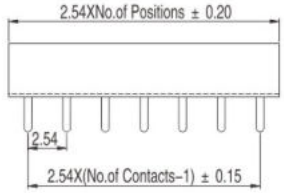

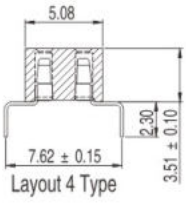

Layout 4 Type

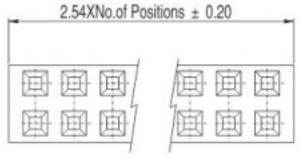

P.C.B. Layout

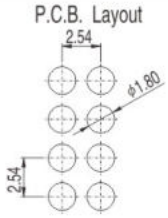

Layout 1

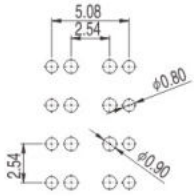

Layout 2

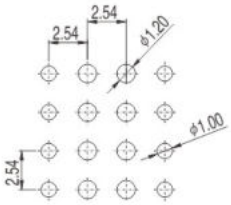

Layout 3/4

How to order

3	4	8	–	☐	☐	–	☐	–	☐	☐
Serie–Nr.				Nr.of	Contact		Layout		Contact	Plating

Number of contact	Code
2 – Double max. 80poles	04–80

Dip spacing			Code
Layout 1 (Profile:5.0)	3.81mm	(Insulator body NY–6T)	1
Layout 2 (Profile:5.0)	5.08mm	(Insulator body NY–6T)	2
Layout 3 (Profile:5.0)	7.62mm	(Insulator body NY–6T)	3
Layout 4 (Profile:3.51)	7.62mm	(Insulator body NY–6T)	4
Layout A (Profile:7.30)	2.54mm	(Insulator body LCP)	5
Layout B (Profile:7.30)	5.08mm	(Insulator body LCP)	6
Layout C (Profile:7.30)	7.62mm	(Insulator body LCP)	7

Plating option contact	Code
Gold plated	10
Tin plated	50
Selective gold flash plated	60
10u" Selective gold plated	610
15u" Selective gold plated	615
20u" Selective gold plated	620
30u" Selective gold plated	630

W.E.

348

Economy Female-Headers-2.54mm pitch Height 3.51&5.0&7.30mm

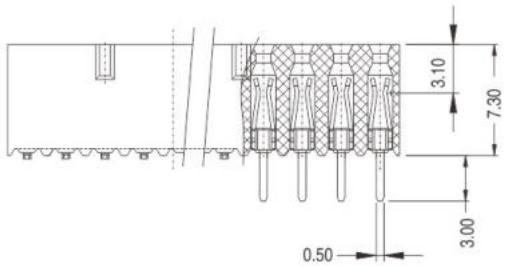

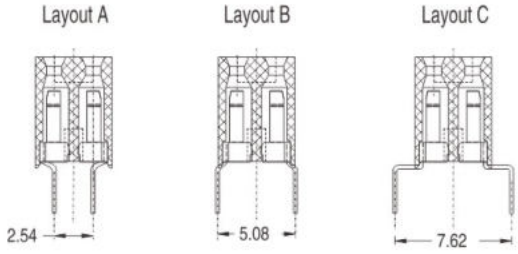

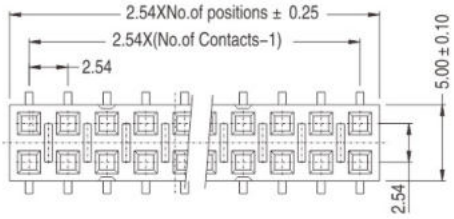

Layout A recommend P.C.B layout

Top Entry

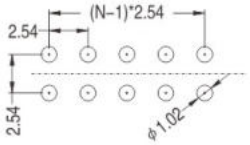

Layout B recommend P.C.B layout

Bottom Entry

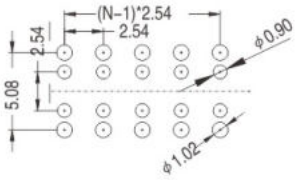

Layout C recommend P.C.B layout

Bottom Entry

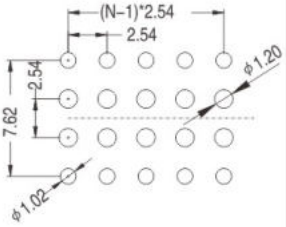

W.E.

625

Female Header SMT type 2.54mm pitch

Technical Data :

Insulator Material:	High Temperature Thermoplastic,UL 94V-0
Contact :	stamped and formed,Phosphor Bronze
Plating:	Au or Sn over Nickel
Current Rating :	3 Amp
Contact resistance:	20 milliohms Max.
Insulator resistance :	1000 Megohms min.
Dielectric withstanding :	AC 500V for 1 Minute.
Operating Temperature:	-40°C to +105°C.
Max. processing Temp:	230°C for 30-60 seconds. 260°C for 10 seconds.
Mates with :	Pitch 2.54mm, □0.635mm male header

RoHS Compliant

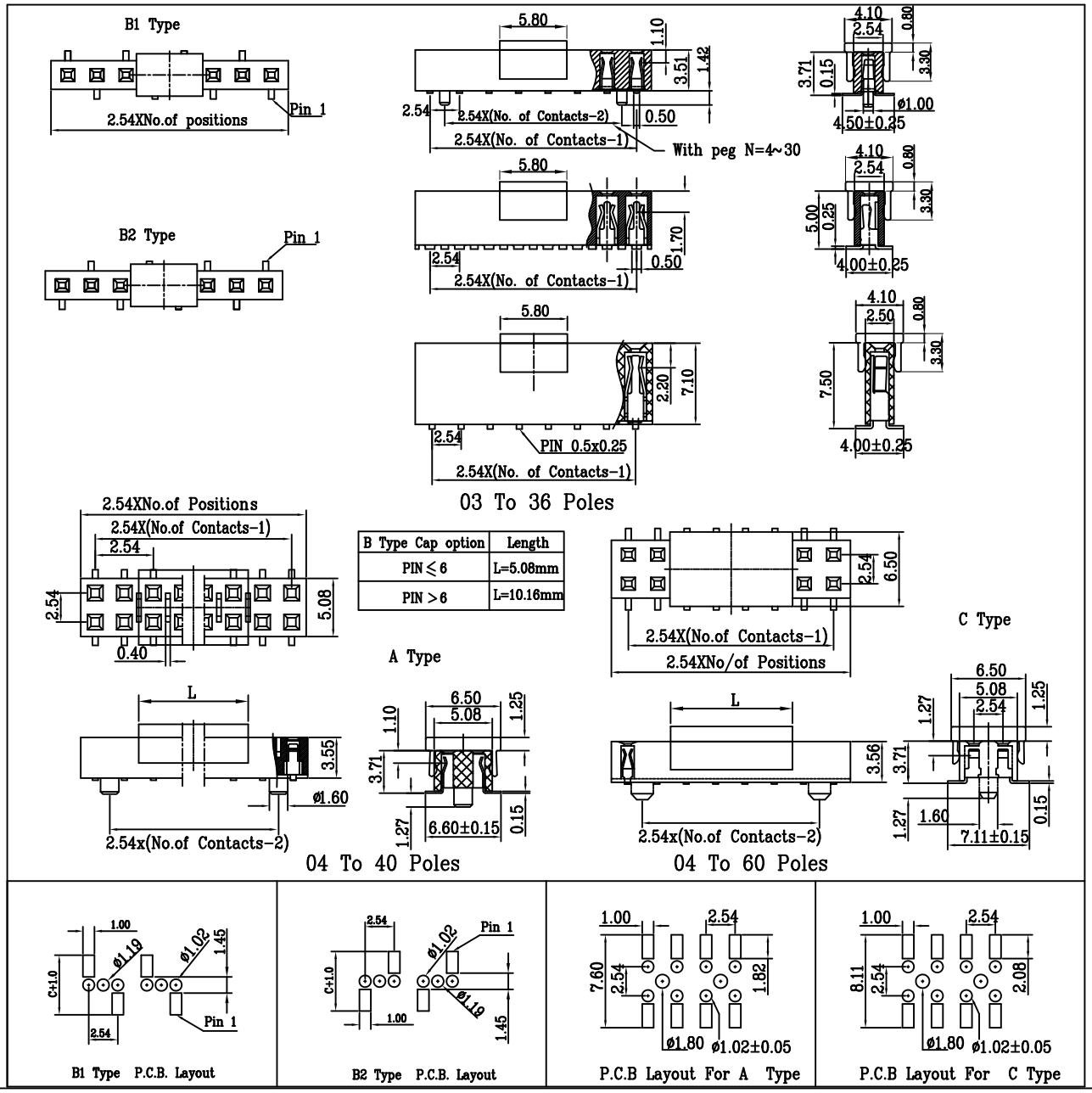

B Type Cap option	Length
PIN ≤ 6	L=5.08mm
PIN > 6	L=10.16mm

625

Female Header SMT type 2.54mm pitch

Profile H:5.00

B Type Cap option	Length
PIN ≤ 6	L=5.08mm
PIN > 6	L=10.16mm

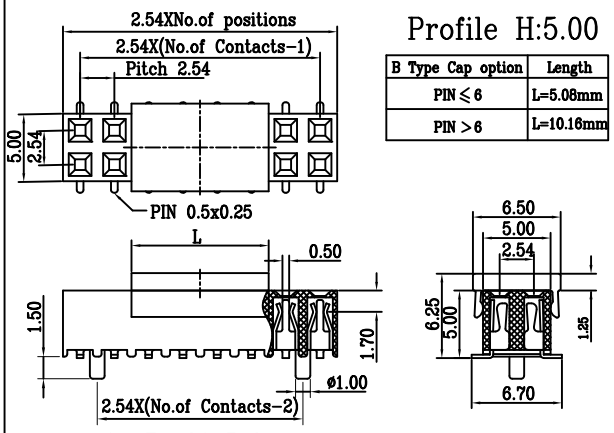

04 To 80 Poles

Profile H:7.40

B Type Cap option	Length
PIN ≤ 6	L=5.08mm
PIN > 6	L=10.16mm

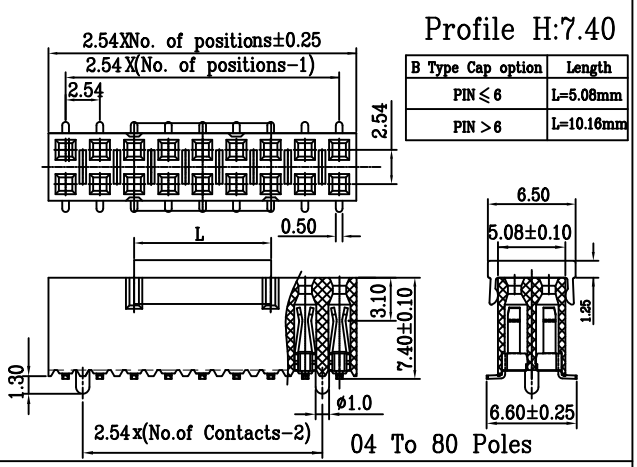

04 To 80 Poles

Profile H:7.50

B Type Cap option	Length
PIN ≤ 6	L=5.08mm
PIN > 6	L=10.16mm

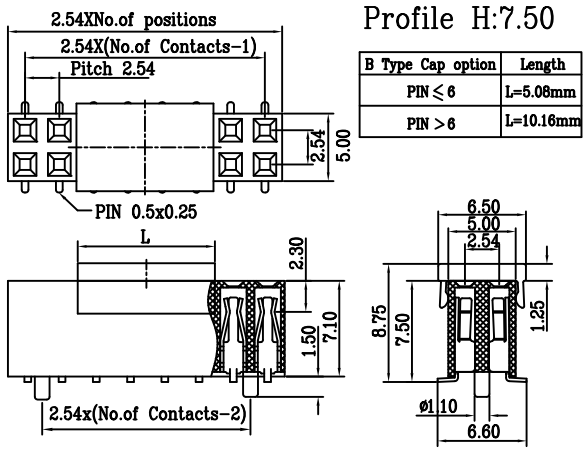

04 To 40 Poles

Profile H:8.70

B Type Cap option	Length
PIN ≤ 6	L=5.08mm
PIN > 6	L=10.16mm

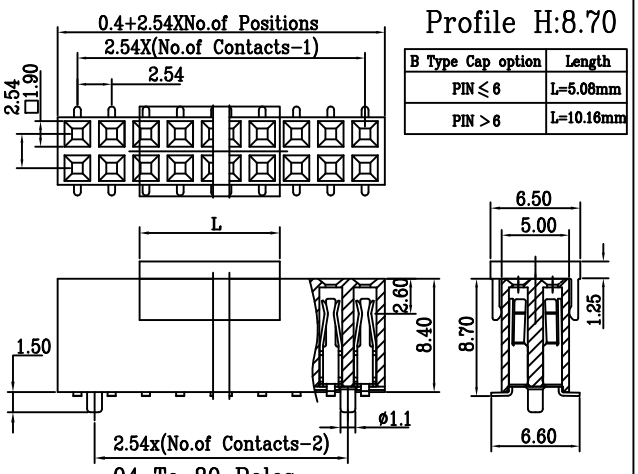

04 To 80 Poles

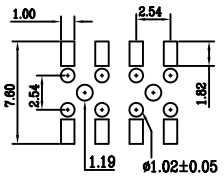

P.C.B. Layout(H=5.0 C=6.70)

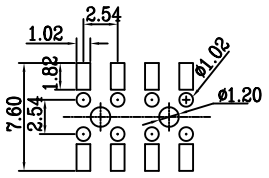

P.C.B. Layout(H7.40 C=6.60)

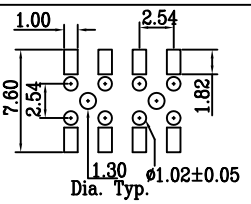

P.C.B. Layout(H=7.50 & 8.70 C=6.60)

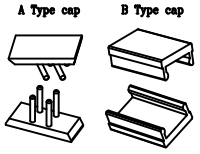

How to order

6	2	5	—	☐	☐	☐	☐	—	☐	☐	—	☐	—	☐	—	☐	☐
Serie-Nr.				Nr.of Contact		Nr.of Row			Plating			Cap Option		Packing Option		Location peg	

Number of contact	Code
1 - single 04 to 40 poles	04-40
2 - double 04 to 80poles	04-80

Number of row	Code
1-Single Row B1 Profile: 7.5mm	10
2-Single Row B2 Profile: 7.5mm	11
3-Single Row B1 Profile:3.71mm C Type	12
4-Single Row B2 Profile:3.71mm C Type	13
5-Single Row B1 Profile:5.00 mm	14
6-Single Row B2 Profile:5.00 mm.	15
7-Double Row Profile: 7.5mm	20
8-Double Row Profile: 5.0mm	30
9-Double Row Profile: 3.71mm A Type	40
10-Double Row Profile: 3.71mm C Type	60
11-Double Row Profile: 7.40mm	75
12-Double Row Profile: 8.70mm	87

Plating option	Code
Full gold flash plated	10
Tin plated	50
Selective gold flash plated	60
10u"Selective gold plated	610
15u"Selective gold plated	615
20u"Selective gold plated	620
30u"Selective gold plated	630

Pick & Place Pad	Code	Notes
W/ Cap	1	Single Row
	1A	A Type cap. Double Row
	1B	B Type cap. Double Row
W/O Cap	2	

Packing option	Code
Tube	1
Tape & Reel	2

Location peg option	Code
W/Locating peg	10
W/O Locating peg	00

For Double row;
Signel row (Code 12,13) only

W.E.

342

Female–Headers–2.54mm pitch –Height 3.51 & 5.0 mm

Technical Data :

Insulator Material:	High Temperature Thermoplastic,UL 94V–0
Contact :	stamped and formed,Phosphor Bronze
Plating:	Au or Sn over Nickel
Current Rating :	3 Amp
Contact resistance:	20 milliohms Max.
Insulator resistance :	1000 Megohms min.
Dielectric withstanding :	AC 500V for 1 Minute.
Operating Temperature:	–40 ℃ to +105 ℃ .
Max. processing Temp:	230 ℃ for 30–60 seconds. 260 ℃ for 10 seconds.
Mates with :	Pitch 2.54mm, □0.635mm male header



RoHS Compliant

Profile H:5.0

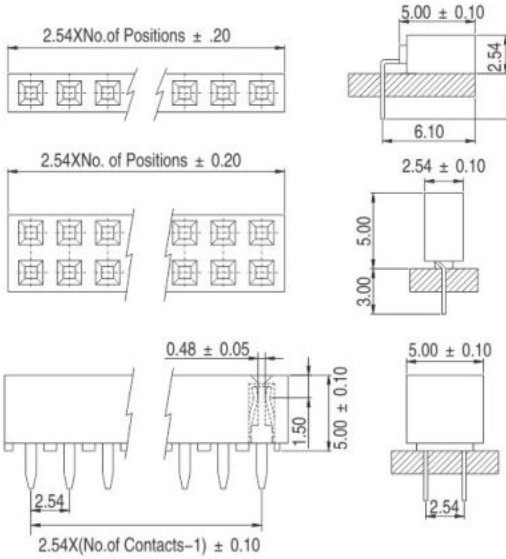

Profile H:3.51

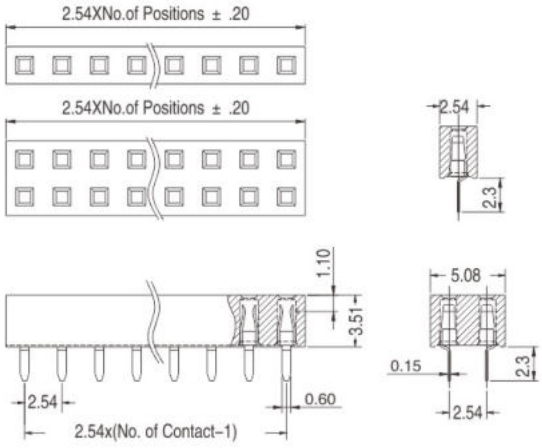

P.C.B. Layout

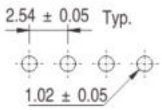

P.C.B. Layout

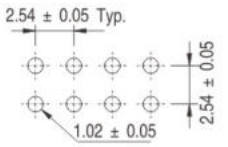

How to order

3	4	2	—	☐	☐	☐	—	☐	☐	—	☐	☐
Serie–Nr.				Nr.of contact		Nr.of Row		Terminal version			Contact	Plating

Number of contact	Code
1 – single max. 40 poles	03–40
2 – double max. 80poles	04–80

Number of row	Code
1 single row Profile H 5.0	1
2 – double Profile H 5.0	2
3 single row Profile H 3.51	3
4 – double Profile H 3.51	4

Terminal version	Code
Straight	10
Right angle for H:5.0 single row only	20

Plating option contact	Code
Gold plated	10
Tin plated	50
Selective gold plated	60
10u"Selective gold plated	610
20u"Selective gold plated	620
30u"Selective gold plated	630

W.E.

623

Female Header Dual Entry type 2.54mm pitch Single Row

Technical Data :

Insulator Material:	High Temperature Thermoplastic,UL 94V-0
Contact :	stamped and formed,Phosphor Bronze
Plating:	Au or Sn over Nickel
Current Rating :	3 Amp
Contact resistance:	20 milliohms Max.
Insulator resistance :	1000 Megohms min.
Dielectric withstanding :	AC 500V for 1 Minute.
Operating Temperature:	-40 ℃ to +105 ℃ .
Max. processing Temp:	230 ℃ for 30-60 seconds. 260 ℃ for 10 seconds.
Mates with :	Pitch 2.54mm, □ 0.635mm male header



RoHS Compliant

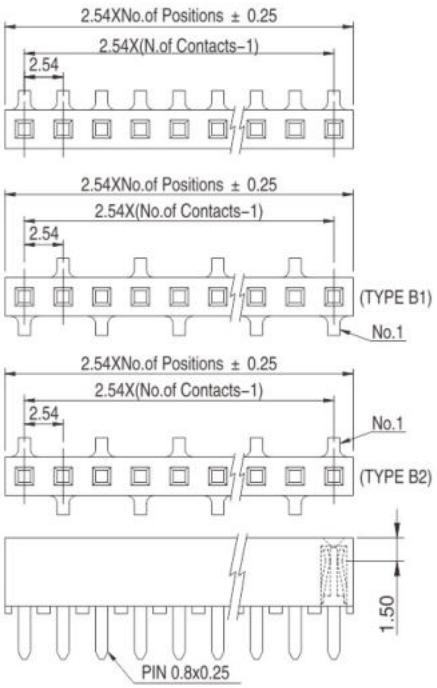

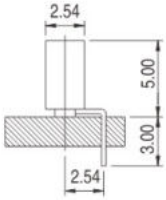

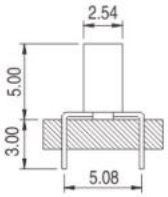

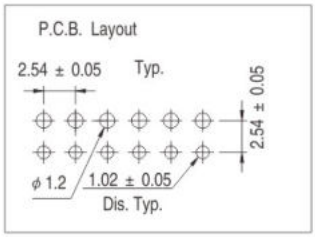

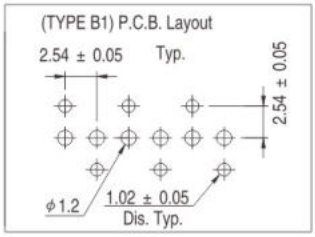

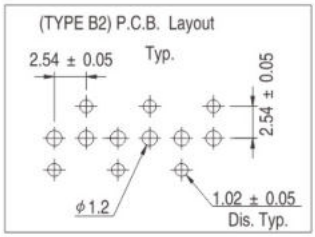

How to order

6	2	3	—			—			—		
Serie-Nr.				Nr.of	Contact		Commector Type			plating	

Number of contact	Code
1 - Single max. 40 poles	03-40

Connector Type Foot Rank opting	Code
one side	10
Double side Type B1	20
Double side Type B2	30

Plating option contact	Code
Gold plated	10
Tin plated	50
Selective gold plated	60
10u"Selective gold plated	610
20u"Selective gold plated	620
30u"Selective gold plated	630

W.E.

624

Female Headers Height 7.1 mm &8.5mm &8.4mm 2.54mm pitch

Technical Data :

Insulator Material:	High Temperature Thermoplastic,UL 94V-0
Contact :	stamped and formed,Phosphor Bronze
Plating:	Au or Sn over Nickel
Current Rating :	3 Amp
Contact resistance:	20 milliohms Max.
Insulator resistance :	1000 Megohms min.
Dielectric withstanding :	AC 500V for 1 Minute.
Operating Temperature:	-40° C to +105° C.
Max. processing Temp:	230° C for 30-60 seconds. 260° C for 10 seconds.
Mates with :	Pitch 2.54mm, □0.635mm male header



RoHS Compliant

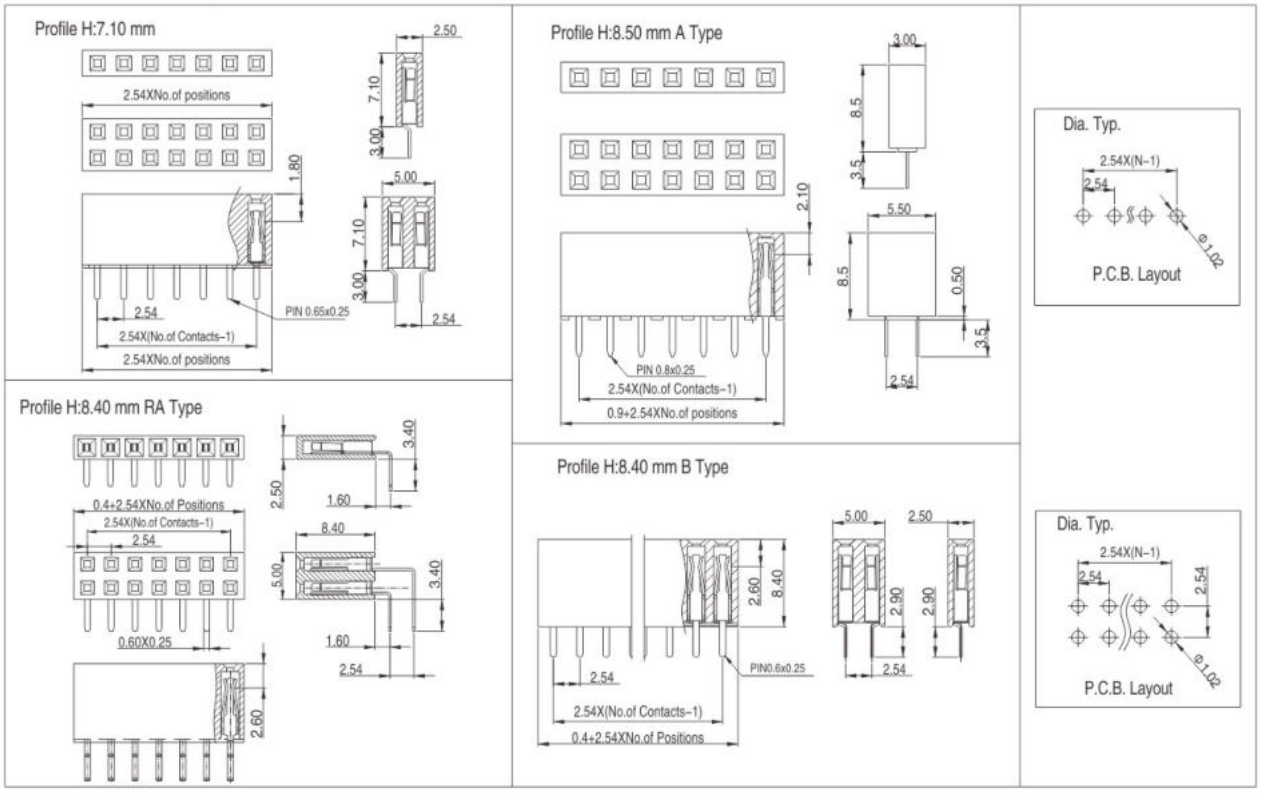

How to order

6	2	4	—	□	□	□	—	□	□	—	□	□
Serie-Nr.				Nr.of	Contact	Nr.of Row		Connecotr Type			Plating	

Number of contact	Code
1 - single 03 to 40 poles	03-40
2 - double 06 to 60poles	06-80

Number of row	Code
1 - single	1
2 - double	2

Commecotr Type	Code
7.1mm height	10
8.5mm height A Type	20
8.4mm height B Type	30
8.4mm height RA Type	50

Plating option contact	Code
Gold plated	10
Tin plated	50
Selective gold plated	60
10u"Selective gold plated	610
20u"Selective gold plated	620
30u"Selective gold plated	630

W.E.

626

Economy Female–Headers–2.54mm x 7.87mm pitch side entry type

Technical Data :

Insulator Material:	High Temperature Thermoplastic,UL 94V–0
Contact :	stamped and formed,Phosphor Bronze
Plating:	Au or Sn over Nickel
Current Rating :	3 Amp
Contact resistance:	20 milliohms Max.
Insulator resistance :	1000 Megohms min.
Dielectric withstanding :	AC 500V for 1 Minute.
Operating Temperature:	–40 ℃ to +105 ℃ .
Max. processing Temp:	230 ℃ for 30–60 seconds. 260 ℃ for 10 seconds.
Mates with :	313–XX–1,353–XX–1,146A,147A



RoHS Compliant

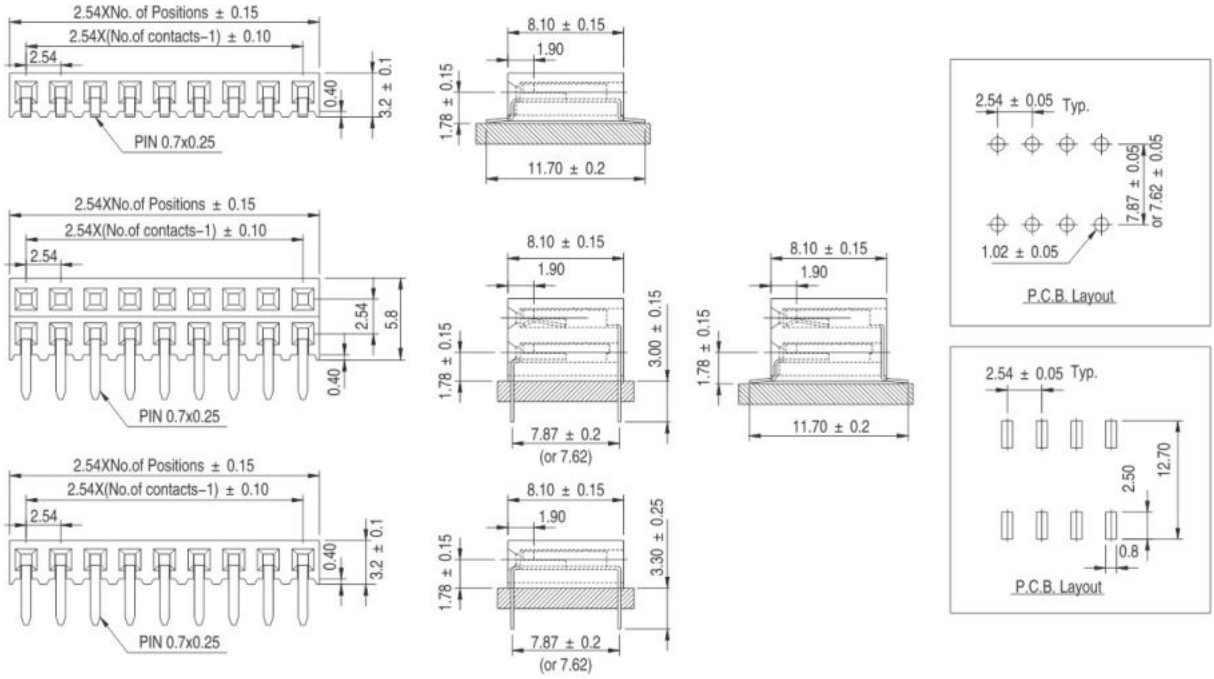

How to order

6	2	6	–					–		
Serie–Nr.				Nr.of Contact		Contact type			Contact Plating	

Number of contact	Code
1 –Single max. 40 poles	02–40
2 –Double max. 80poles	06–80

Connector type	Code
1 Single 7.87mm DIP	10
2 Single 7.62mm DIP	11
3 Double 7.87mm DIP	21
4 Double 7.62mm DIP	22
5 Single SMT type(11.7mm)	31
6 Double SMT type(11.7mm)	32

Plating option	Code
Gold plated	10
Tin plated	50
Selective gold flash plated	60
10u"Selective gold plated	610
20u"Selective gold plated	620
30u"Selective gold plated	630

W.E.

141

IDC Socket Connector DIN 41651 Pitch 2.54mm

Technical Data :

Insulator Material:	Thermoplastic,UL 94V-0
Contact :	stamped and formed,Phosphor Bronze
Plating:	Au or Sn over Nickel
Wire size:	28AWG
Current Rating :	3 Amp
Contact resistance:	20 milliohms Max.
Insulator resistance :	1000 Megohms min.
Dielectric withstanding :	AC 500V for 1 Minute.
Operating Temperature:	-40 ℃ to +105 ℃ .
Mates with :	Pitch2.54mm □0.635mm male headle



RoHS Compliant

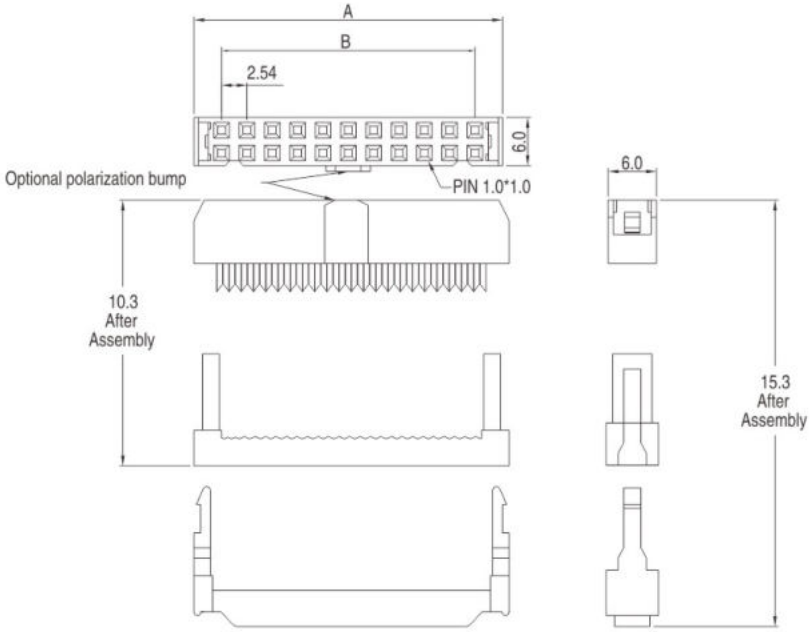

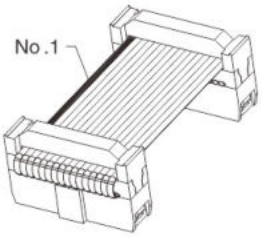

Also Available

How to order

1	4	1	—	□	□	—	□	□	—	□	—	□	□
Serie-Nr.				Nr.of Contact			Cable Clamp			Bump		Plating	

Nr. of contact	Dimensions(mm) A	Dimensions(mm) B	Code	Nr. of contact	Dimensions(mm) A	Dimensions(mm) B	Code
06	12.16	5.08	06	30	42.66	35.56	30
08	14.74	7.62	08	34	47.80	40.64	34
10	17.20	10.16	10	40	55.42	48.26	40
12	19.80	12.70	12	44	60.56	53.34	44
14	22.50	15.24	14	50	68.28	60.96	50
16	24.94	17.78	16	56	75.74	68.58	56
20	30.08	22.86	20	60	80.96	73.66	60
24	35.16	27.94	24	62	83.32	76.20	62
26	37.58	30.48	26	64	85.94	78.74	64

Cable clamp option	Code
Without cable clamp	00
With cable clamp	10

Central Bump	Code
W/ Bump	1
W/O Bump	2

Plating Option	Code
Selective gold plated	60

W.E.

139,140

IDC Connector DIP Type & Printed Circuit Type Pitch 2.54 mm

Technical Data :

Insulator Material:	Thermoplastic,UL 94V-0
Contact :	stamped and formed,Phosphor Bronze
Plating:	Au or Sn over Nickel
Wire size:	28AWG
Current Rating :	3 Amp
Contact resistance:	20 milliohms Max.
Insulator resistance :	1000 Megohms min.
Dielectric withstanding :	AC 500V for 1 Minute.
Operating Temperature:	-40 ℃ to +105 ℃ .



RoHS Compliant

139

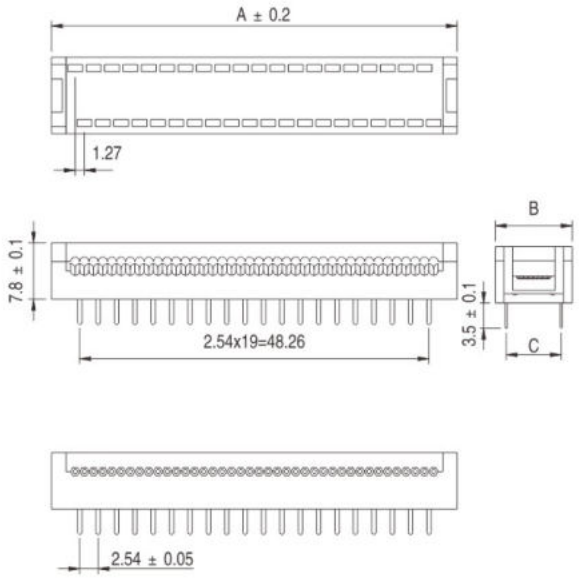

140

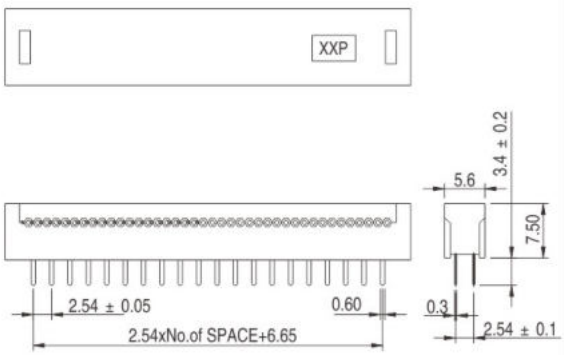

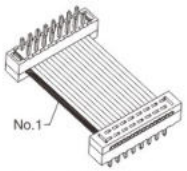

Also Available

How to order

1	3	9	—				—	6	0
Serie-Nr.				Terminal				Plating	

Nr. of contact	Dip spacing	Dimensions(mm) A	B	C	Code
08	7.62mm	15.40	10.60	7.62	083
10	7.62mm	17.95	10.60	7.62	103
14	7.62mm	23.03	10.60	7.62	143
16	7.62mm	25.57	10.60	7.62	163
18	7.62mm	28.11	10.60	7.62	183
20	7.62mm	30.65	10.60	7.62	203
24	7.62mm	35.73	10.60	7.62	243
40	7.62mm	56.06	10.60	7.62	403
24	15.24mm	35.73	18.20	15.24	246
28	15.24mm	40.81	18.20	15.24	286
40	15.24mm	56.06	18.20	15.24	406

Plating Option	Code
Selective gold plated	60

How to order

1	4	0	—				—		
Serie-Nr.				Terminal				Plating	

Nr. of contact
08,10,14,16,18,20 24,26,28,30,34,40 50,60,64

Plating Option	Code
Tin Plated	50
Selective gold plated	60

W.E.

165

Jumper open and closed pitch 2.54mm for Square pins

Technical Data :

Insulator Material:	Thermoplastic,UL 94V-0
Contact :	stamped and formed,Phosphor Bronze
Plating:	Au or Sn over Nickel
Current Rating :	3 Amp
Contact resistance:	20 milliohms Max.
Insulator resistance :	1000 Megohms min.
Dielectric withstanding :	AC 500V for 1 Minute.
Operating Temperature:	-40 ℃ to +105 ℃ .
Mates with :	Pitch 2.54mm, □0.635mm male header



RoHS Compliant

1

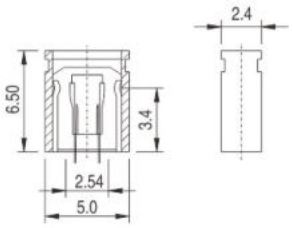

2

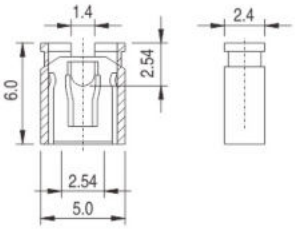

3

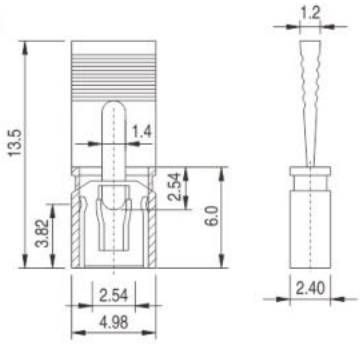

4

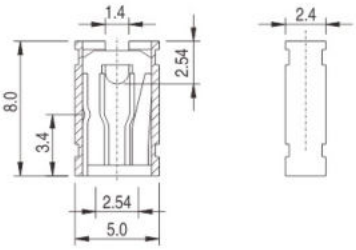

5

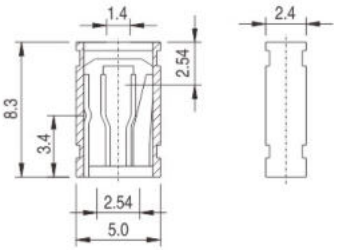

6

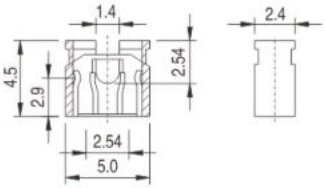

How to order

1	6	5	–				–			–		
Serie-Nr.				Jumper type				Color of Insulator			Clip Plating	

Jumper type	Code
Closed housing 6.5mm	101
Open housing 6.0mm	201
Open housing W/Latch	301
Open housing 8.0mm	401
Close housing 8.3mm	501
Open housing 4.5mm	601

Color of insulator	Code
Black	10
Red	20
Blue	30
Green	40
Yellow	50
Grey	60

Plating option clip	Code
Gold plated	10
Tin plated	50

W.E.

365

Multi Jumper for Square

Technical Data :

Insulator Material:	Thermoplastic,UL 94V-0
Contact :	stamped and formed,Phosphor Bronze
Plating:	Au or Sn over Nickel
Current Rating :	3 Amp
Contact resistance:	20 milliohms Max.
Insulator resistance :	1000 Megohms min.
Dielectric withstanding :	AC 500V for 1 Minute.
Operating Temperature:	-40 ℃ to +105 ℃ .
Mates with :	Pitch 2.54mm, □ 0.635mm male header



RoHS Compliant

A Type

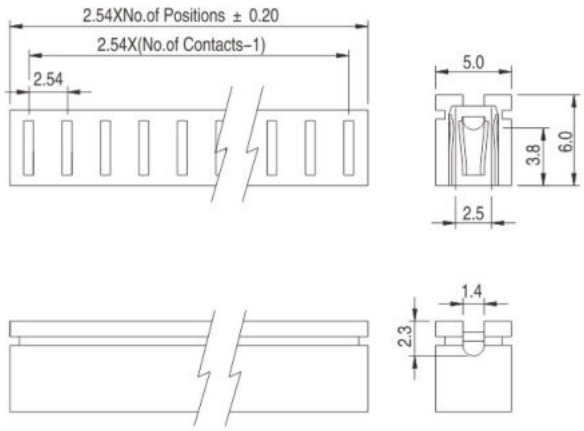

B Type

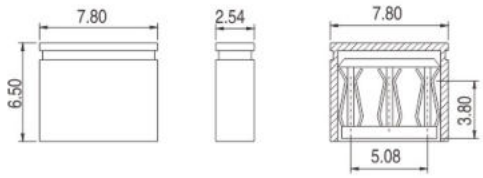

How to order

3 6 5 — □□ — □ — □□ — □□

Serie-Nr. | No. of contact | Connector Type | Color of Insulstor | Clip Plating

No. of contact	Code
3 Poles B Type	03
04-20 A Type	04-20
(2-10 Units)	

Color of insulator	Code
Black	10

Plating option clip	Code
Gold plated	10
Tin plated	50

Connector Type	Code
A Type	1
B Type	2

W.E.

119,120

PCB-Edge-Card Connector pitch 2.54mm

Technical data :

Insulator	Thermoplastic polyester
Color Insulator	Black
Burning properties	Self extinguishing to UL94 V-0
Contact	Phosphor bronze
Contact surface	Mating area gold over nickel Solder area tim over nickel
Operating temperature	-40°C to+105°C
Electrical data :	
Current rating	3 A
Electrical rating	min. 500V
Insulation resistance	min. 1000 MOhm

RoHS Compliant

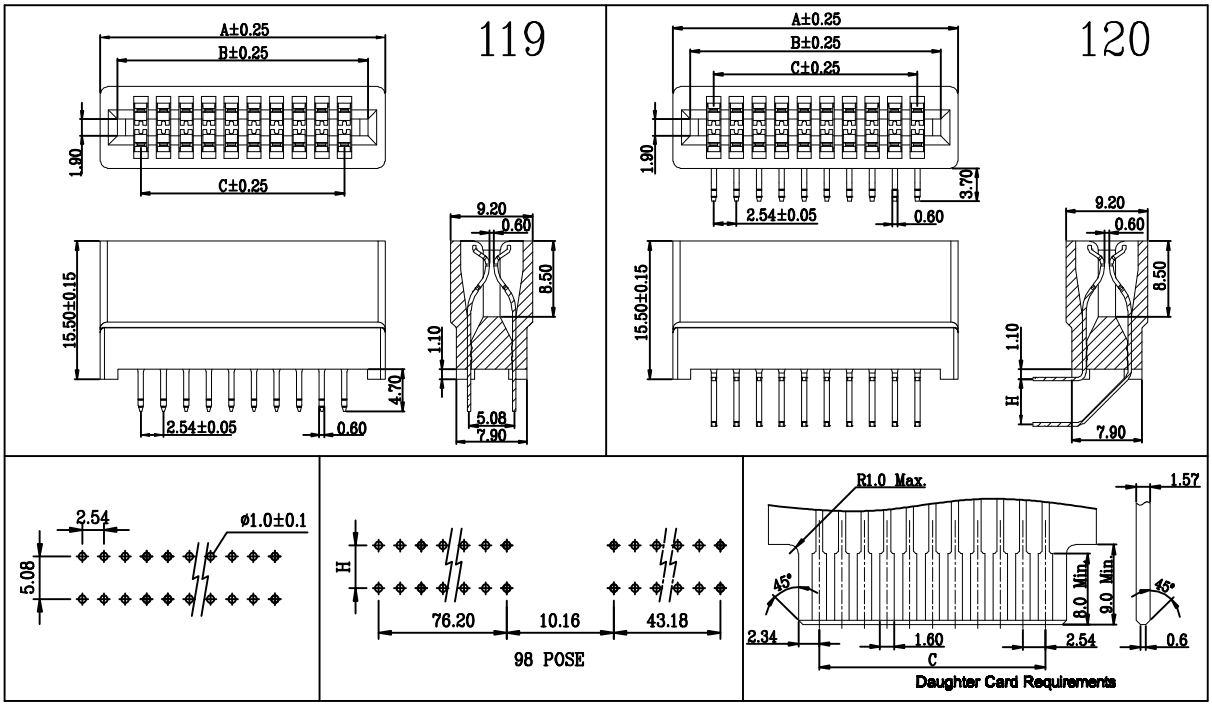

How to order

1 1 9 — □ □ □ — □ □ — □ □

Serie-Nr. | Nr.of contact | Mounting EAR Option | Plating Option

How to order

1 2 0 — □ □ □ — □ — □ □

Serie-Nr. | Nr.of contact | Layout | Plating Option

Nr. of contact	Dimensions(mm) A	B	C	Code
12	21.84	17.98	12.70	012
20	32.00	28.14	22.86	020
24	37.08	33.22	27.94	024
30	44.70	40.84	35.56	030
36	52.32	48.46	43.18	036
44	62.48	58.62	53.34	044
46	65.02	61.16	55.88	046
50	70.10	66.24	60.96	050
56	77.72	73.86	68.58	056
60	82.80	76.94	73.66	060
62	85.34	81.48	76.20	062
64	87.88	84.02	78.74	064
72	98.04	94.18	88.90	072
80	108.20	104.34	99.06	080
86	115.82	111.96	106.68	086
98	131.06	127.74	121.92	098
100	133.60	129.74	124.46	100
120	159.00	155.14	149.86	120

Mounting EAR option	Code
W/O mounting EAR	10

Plating Option	Code
Gold plated	10
Tin plated	50
Selective gold plated	60

Nr. of contact	Dimensions(mm) A	B	C	Code
12	21.84	17.98	12.70	012
20	32.00	28.14	22.86	020
24	37.08	33.22	27.94	024
26	39.62	35.76	30.48	026
28	42.16	38.30	33.02	028
30	44.70	40.84	35.56	030
32	47.24	43.38	38.10	032
34	49.78	45.92	40.64	034
36	52.32	48.46	43.18	036
38	54.86	51.00	45.72	038
40	57.40	53.54	48.26	040
44	62.48	58.62	53.34	044
50	70.10	66.24	60.96	050

Dip Spacing(Layout)	Code
H=5.08mm	1
H=3.81mm	2

Nr. of contact	Dimensions(mm) A	B	C	Code
60	82.80	76.94	73.66	060
62	85.46	81.48	76.20	062
64	88.00	84.02	78.74	064
72	98.04	94.18	88.90	072
80	108.20	104.34	99.06	080
86	115.82	111.96	106.68	086
98	131.06	127.20	121.92	098
100	133.60	129.74	124.46	100
104	138.68	134.82	129.54	104

Plating Option	Code
Gold plated	10
Tin plated	50
Selective gold plated	60

W.E.

121

High–Density Edge–Card Connectors Pitch 1.27mm 1 slot

Technical data :

Insulator	High temperature thermoplastic, UL 94V–0,Black
Contact	Copper alloy
Plating	Mating area gold over nickel Solder area tin over nickel
Operating temperature	–55° C to+105° C
Current rating	1 A
Operation Voltage	125VAC max
Contact Resistance	30 Milliohms max initial, 10 Milliohms max increase through testing,
Insulation resistance	min. 1000 MOhm
Dielectric Withstanding Voltage	500VAC
Capacitance	2 pF max
Contact Normal Force	75 Grams min
Insertion Force	7 oz max per mated pair
Withrawal Force	1 oz min per mated pair
Contact Retention	1 lb min
Mating Durability	100 cycles



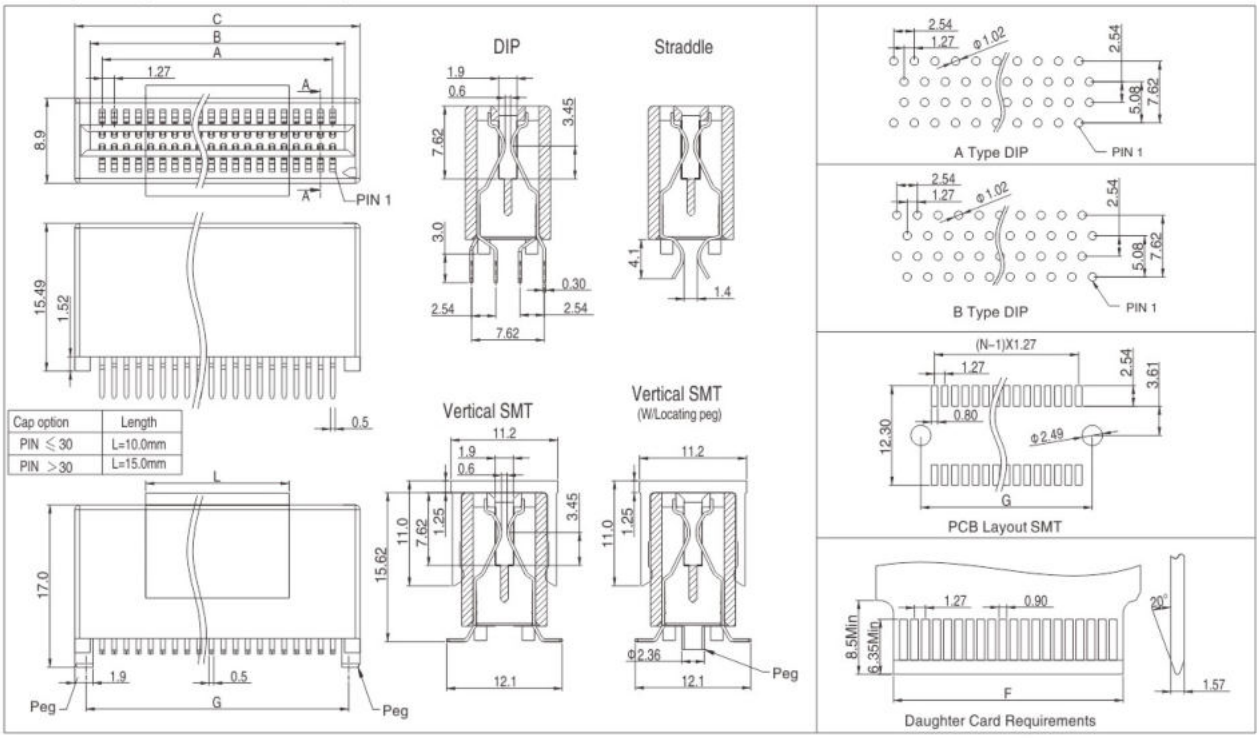

Cap option	Length
PIN ≤ 30	L=10.0mm
PIN > 30	L=15.0mm

How to order

1 2 1 — □□□ — □□ — □□ — □ — □ — □□□

Serie–Nr. | Nr.of contact | PCB Pattern | Plating | Cap option | Packing option | Locating peg

Nr. of contact	Dimensions(mm) A	B	C	F	G	Code
10	5.08	7.62	10.80	7.37	8.44	010
12	6.35	8.89	12.07	8.64	9.71	012
20	11.43	13.97	17.15	13.72	14.79	020
26	15.24	17.78	20.96	17.53	18.60	026
30	17.78	20.32	23.50	20.07	21.00	030
36	21.59	24.13	27.31	23.88		036
40	24.13	26.67	29.85	26.42	27.49	040
50	30.48	33.02	36.20	32.77	33.84	050
60	36.83	39.37	42.55	39.12	40.19	060
64	39.37	41.91	45.09	41.66		064
80	49.53	52.07	55.25	51.82	52.89	080
100	62.23	64.77	67.95	64.52	65.59	100
120	74.93	77.47	80.65	77.22	78.29	120

PCB pattern	Code
A Type DIP	10
B Type DIP	20
Straddle	30
Vertical SMT	40

Plating	Code
Selective gold flash plated	60

Cap option	Code
W/Cap	1
W/O Cap	2

Packing option	Code
Tube	1
Tape & Reel	2

Locating peg option	Code
W/Locating peg	PEG
Omit for W/O Locating peg	

W.E.

122

High–Density Edge–Card Connector Pitch 1.27mm 2 slot

Technical data :

Insulator	High temperature thermoplastic, UL 94V–0,Black
Contact	Copper alloy
Plating	Mating area gold over nickel Solder area tin over nickel
Operating temperature	–55° C to+105° C
Current rating	1 A
Operation Voltage	125VAC max
Contact Resistance	30 Milliohms max initial, 10 Milliohms max increase through testing,
Insulation resistance	min. 1000 MOhm
Dielectric Withstanding Voltage	500VAC one minute or 1000VAC one seconds.
Capacitance	2 pF max
Contact Normal Force	75 Grams min
Insertion Force	198 Grams max
Withrawal Force	28 Grams min
Contact Retention	1 lb min
Mating Durability	100 cycles



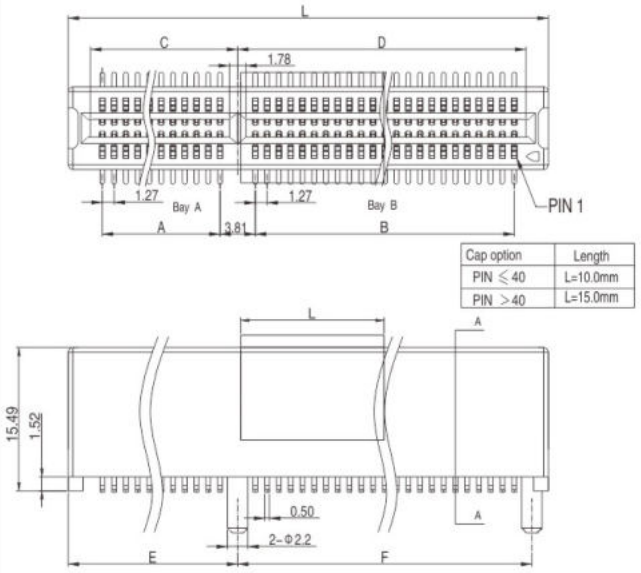

Cap option	Length
PIN ≤ 40	L=10.0mm
PIN > 40	L=15.0mm

Two Bay 120Pins Version

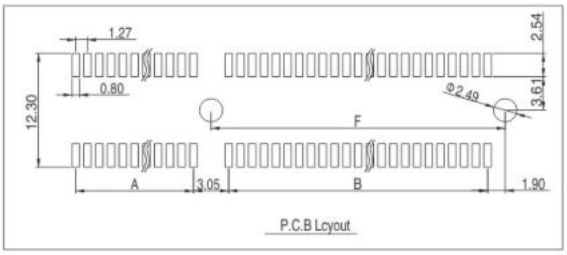

P.C.B Lcyout

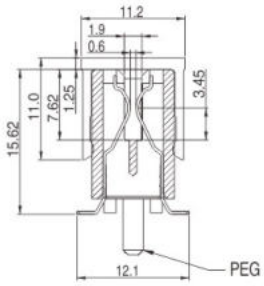

SMT

How to order

1 2 2 — ☐ ☐ ☐ — ☐ ☐ — ☐ ☐ — ☐ ☐ — ☐ — ☐

Serie–Nr. | Nr.of contact | location option | PCB Type | Plating | Cap option | Packing option

Nr. of contact	contact Per Row	Bay A	Bay B	Dimensions(mm)									Code
				A	B	C	D	E	F	G	H	L	
40	20/40	11/22	9/18	12.70	10.16	15.88	13.34	18.29	13.97	15.49	12.95	34.04	40
46	23/46	11/22	12/24	12.70	13.97	15.88	17.15	18.29	17.78	15.49	16.76	37.85	46
50	25/50	11/22	14/28	12.70	16.51	15.88	19.69	18.29	20.32	15.49	19.30	40.37	50
60	30/60	11/22	19/38	12.70	22.86	15.88	26.04	18.29	26.67	15.49	25.65	46.74	60
68	34/68	11/22	23/46	12.70	27.94	15.88	31.12	18.29	31.75	15.49	30.73	51.82	68
80	40/80	11/22	29/58	12.70	35.56	15.88	38.74	18.29	39.37	15.49	38.35	59.44	80
90	45/90	11/22	34/68	12.70	41.91	15.88	45.09	18.29	45.72	15.49	44.70	65.79	90
100	50/100	11/22	39/78	12.70	48.26	15.88	51.44	18.29	52.07	15.49	51.05	72.14	100
112	56/112	11/22	45/90	12.70	55.88	15.88	59.06	18.29	59.69	15.49	58.67	79.76	112
120	60/120	11/22	49/98	12.70	60.96	15.88	64.14	18.29	64.77	15.49	63.75	84.84	120
150	75/150	37/74	38/76	45.72	46.99	48.90	50.17	51.31	50.80	48.51	49.78	103.89	150
160	80/160	38/76	42/84	46.99	52.07	50.17	55.25	52.58	55.88	49.78	54.86	110.24	160
164	82/164	42/84	40/80	52.07	49.53	55.25	52.71	57.66	53.34	54.86	52.32	112.78	164
182	91/182	42/84	49/98	52.07	60.96	55.25	64.14	57.66	64.77	54.86	63.75	124.21	182

location option	Code
Vertical with Peg	10
Without Peg	20

Solder PCB Type	Code
PCB straight	10
PCB Straddle	20
PCB SMT	30

Plating option	Code
Selective gold flash plated	60

Cap option	Code
W/Cap	1
W/O Cap	2

Packing option	Code
Tube	1
Tape & Reel	2

W.E.

122

High-Density Edge-Card Connector Pitch 1.27mm 2 slot

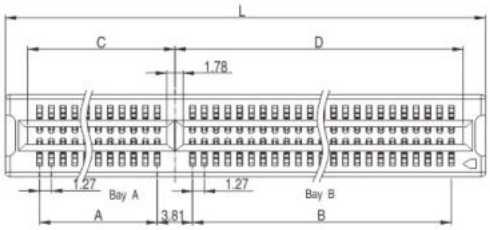

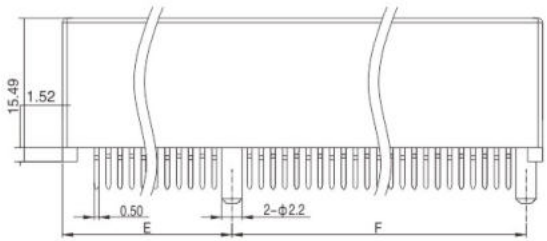

Straight

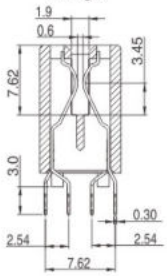

Straddle

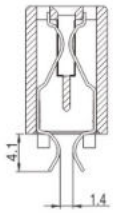

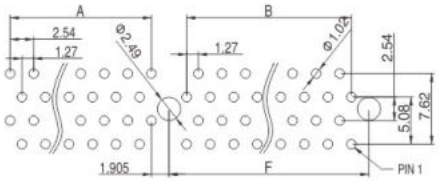

40,60,68,80,100,112,120 Pins
P.C.B Layout

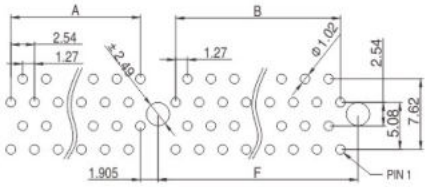

P.C.b Layout 182 Pins

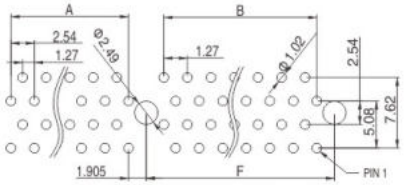

P.C.b Layout 46,50,90,150 Pins

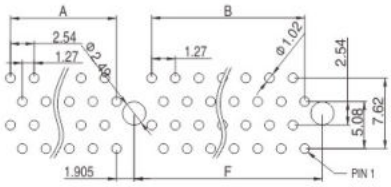

P.C.B Lcyout 160 Pins

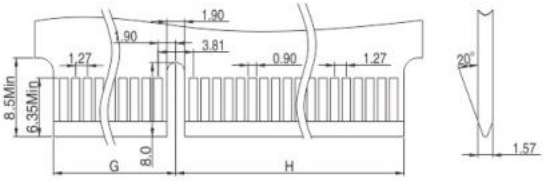

Daughter Card Requirements

W.E.

121-1

High Density Edge Connectors with Mounting Ears

Technical data :

Insulator	High temperature thermoplastic, UL 94V-0,Black
Contact	Copper alloy
Plating	Mating area gold over nickel Solder area tin over nickel
Operating temperature	-55° C to+105° C
Current rating	1 A
Operation Voltage	125VAC max
Contact Resistance	30 Milliohms max initial, 10 Milliohms max increase through testing,
Insulation resistance	min. 1000 MOhm
Dielectric Withstanding Voltage	500VAC
Capacitance	2 pF max
Contact Normal Force	75 Grams min
Insertion Force	7 oz max per mated pair
Withrawal Force	1 oz min per mated pair
Contact Retention	1 lb min
Mating Durability	100 cycles



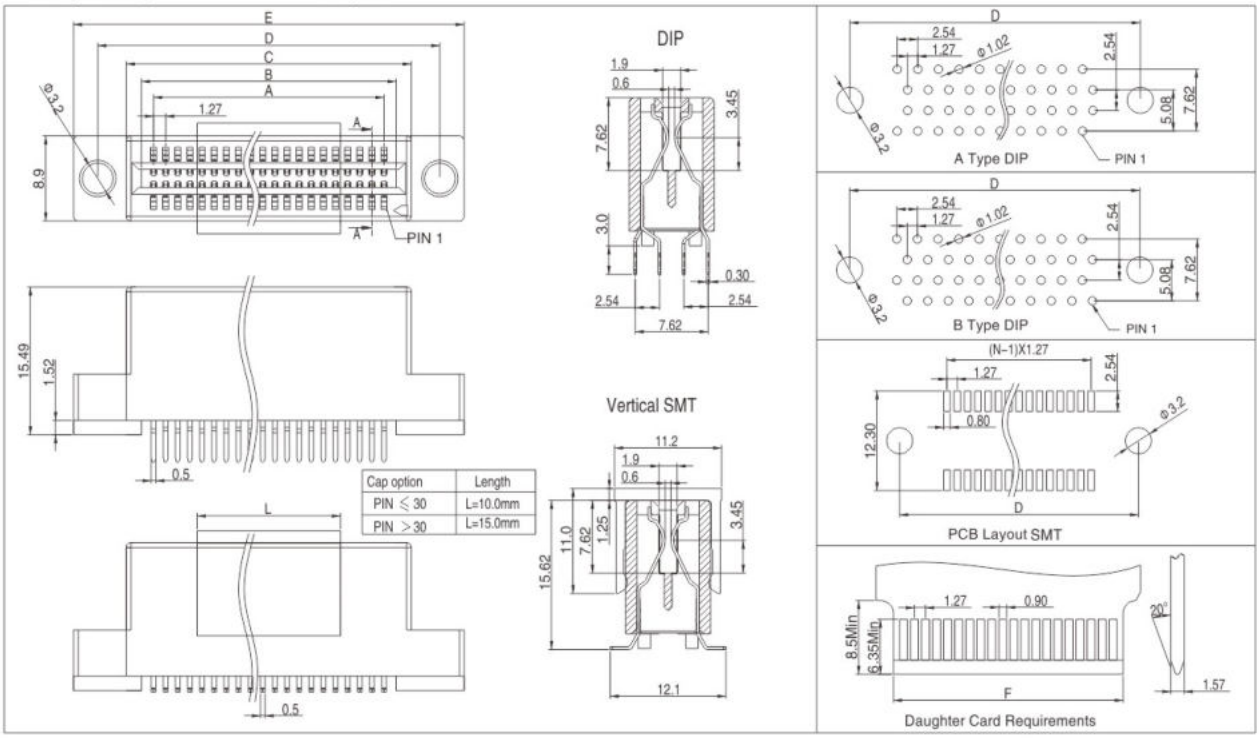

Cap option	Length
PIN ≤ 30	L=10.0mm
PIN > 30	L=15.0mm

How to order

1 2 1 — 1 — □□□ — □□ — □□ — □ — □

Serie-Nr. | Nr.of contact | PCB Pattern | Plating | Cap option | Packing option

Nr. of contact	Dimensions(mm) A	B	C	D	E	F	Code
10	5.08	7.62	10.08	16.76	21.84	7.37	010
12	6.35	8.89	12.07	18.03	23.11	8.64	012
20	11.43	13.97	17.15	23.11	28.19	13.72	020
26	15.24	17.78	20.96	26.92	32.00	17.53	026
30	17.78	20.32	23.50	29.46	34.54	20.07	030
40	24.13	26.67	29.85	35.81	40.89	26.42	040
50	30.48	33.02	36.20	42.16	47.24	32.77	050
60	36.83	39.37	42.55	48.51	53.59	39.12	060
80	49.53	52.07	55.25	61.21	66.29	51.82	080
100	62.23	64.77	67.95	73.91	78.99	64.52	100
120	74.93	77.47	80.65	86.61	91.69	77.22	120

PCB pattern	Code
A Type DIP	10
B Type DIP	20
Vertical SMT	30

Plating	Code
Selective gold flash plated	60

Cap option	Code
W/Cap	1
W/O Cap	2

Packing option	Code
Tube	1
Tape & Reel	2

W.E.

A1(2015) SERIES LIST

SERIES NO	PAGE
119	182
120	182
121	183
121–1	186
122	184–185
134	141
134–1	141
136 Elevated Dip 180° TYPE	154
136 Dip 180° TYPE	155
136 Right Angle TYPE	156
136 Right Angle B TYPE	157
136 Vertical SMT TYPE	158
136 Horizontal SMT TYPE	159
137	121
137PF	122
138	119
138PF	120
139	179
140	179
141	178
143	96
143A	95
143B	98
143PF	100
143PF–N	101
144PF	100
144PF–N	101
144	97
144B	99
145	103
146	104
146–1	107
146–2	108
146A	105
146B	106
146PF–N	102
147	104
147–1	107
147–2	108
147A	105
147B	106
147PF–N	102
148	109
148–1	109
149	110
150	110
151	103
152	91
152–DB	91
152–1	92
152–2	93
152–3	94
154	123
157	162
157 With Bump	165
158	166
159 With Bump	165
159 SMT TYPE	163
159 Right Angle Type	164
160	168
162	168
165	180
167	142
313 Vertical Type	114
313 Horizontal Type	118
313–1	116
313A	112
313A–1	113
314	78
314PF	79
316	144
316–1	145
342	174
343	160
344	161
348 Profile:3.51&5.0&7.30	170–171
349	169
351	143
351–1	143
353 Vertical Type	115
353 Horizontal Type	118
353–1	117
353A	111
365	181
378	69
378–1	70
532A Straight Dip Type	13
532A Right Angle Dip Type	14
532A Vertical SMT Type	15
532B	16
538A Straight Dip Type	17
538A Vertical SMT Type	18
538A Right Angle Dip Type	19
538C	20
538D	21
539A Single Body	22
539A Dual Body	23
539B	24
539C Single Body	26
539C Dual Body	27
539D	25
595	52
596	49–50
596–DB	51
597	125
600	74
600–3	73
600–4	73
600–5	71
600–6	71
600–7	72
601	76
601–1	77
602	75
603	126
604	127
605	128–129
606	130–131
606–1	132
606–2	133
607	54
607–1	55
608	53
608–2	62
609	56
609A	58–59
609B	60
609B–1	61
610	57
611	64
611–1	66
611–2	65
611–D	63
612	67
612–1	68
613	134
614	89
615	81
615–1	82
615–2	83
616	80
616–1	84
616–2 Single Row	85
616–2 Double Row	86
617	87
618 Profile:2.30&2.80	146
618 Profile:4.3&4.5	147
618–1	148
619 Single Row	149
619 Double Row A Type	150
619 Double Row B Type	151
620	152–153
622	167
623	175
624	176
625	172–173
626	177
632BN	90
635	88
660A	135
660B	136
660C	137
660D	138
660E	139
660F	140
860	1
860S Single Port	2
860S Double Port	3
861	48
862	124
865	5
866	6
867	7
868	8
873	4
912	9
913	10
914	11
915	12
920 Vertical Type	28
920 Right Angle Type	29
921 Vertical Type	30
921 Right Angle Type	31
922 Vertical Type	32
922 Right Angle Type	33
923 Vertical Type	34
923 Right Angle Type	35
927 Vertical Type	36
927 Right Angle Type	37
928 Vertical Type	38
928 Right Angle Type	39
929 Vertical Type	40
929 Right Angle Type	41
930 Vertical Type	42
930 Right Angle Type	43
934	44
934–1	45
935	46
935–1	47

Distributor:

Q-FLEX

www.q-flex.fi info@q-flex.fi

+358 2 4894 500

WEITRONIC ENTERPRISE CO.,LTD.

Headquarter:

6F-9, No. 16, Lane 609, Sec. 5, Chung-Hsin Rd.,
San-Chung City, Taipei Hsien, Taiwan, R.O.C.
Tel:886-2-2999 5581 Fax:886-2-2999 3992
Web. Site:www.weitronictw.com.tw
E-mail:info@weitronictw.com.tw

Shen Zhen Factory: Tel:86-755-2953 1055
Fax:86-755-2807 8685