DEGSON 是专业工业连接器制造商，能为客户提供定制化的解决方案。
DEGSON is a professional industrial connector manufacturer that offers customized solutions to customers.

DEGSON 接线端子



宁波高松电子有限公司
ISO9001 ISO14001 ISO80079-34 IATF16949

DEGSON 圆形连接器

宁波高松电子有限公司
ISO9001 ISO14001 ISO80079-34 IATF16949

DEGSON 重载连接器

宁波高松电子有限公司
ISO9001 ISO14001 ISO80079-34 IATF16949

DEGSON 充电连接器

宁波高松电子有限公司
ISO9001 ISO14001 ISO80079-34 IATF16949

DEGSON 线 束

宁波高松电子有限公司
ISO9001 ISO14001 ISO80079-34 IATF16949

DEGSON 定制化产品

宁波高松电子有限公司
ISO9001 ISO14001 ISO80079-34 IATF16949

DEGSON®
宁波高松电子有限公司
DEGSON ELECTRONICS CO.,LTD.

地址：中国宁波慈溪市逍林大道1585号
邮编：315321
网址：www.degson.com

The catalog is only for reference,and the detail data must be based on our company`s specification!

电话：+86-574-63504333
传真：+86-574-63512345
邮箱：sale@degson.com

扫码进入网站

DR 20-CE01

DEGSON 轨道式接线端子

DEGSON®

轨道式接线端子



宁波高松电子有限公司
DEGSON ELECTRONICS CO.,LTD.
ISO9001 ISO14001 ISO80079-34 IATF16949 RoHS REACH

Q-FLEX
www.q-flex.fi info@q-flex.fi
+358 2 4894 500

公司简介

DEGSON高松电子有限公司创建于1990年，是一家高新技术企业，是亚洲最大接线端子和工业电气连接领域专业制造商之一，是亚洲首家同时拥有美国UL和德国VDE认可专业实验室的企业。产品通过了 RoHS REACH 等认证。公司通过了ISO9001、ISO14001、ISO80079-34、ISO/TS22163和IATF16949管理体系认证。

DEGSON高松产品畅销中国、德国、英国、意大利、西班牙、波兰、俄罗斯、印度、土耳其、巴西、美国、日本、韩国、南非等 100 多个国家和地区，为全球工业自动化、仪器仪表、电梯、电力电气、轨道交通、新能源、照明、通讯、电源、安防、船舶等行业，提供优良的产品和服务。

DEGSON高松在全球建立了完善的销售网络，在德国建立了营销中心，30 年来DEGSON高松以务实诚信、责任创新、和谐发展、规则共赢的企业精神， 更好地为客户提供更快捷、全面、专业的本地化服务。

Brief Introduction

Founded in 1990, DEGSON Electronics Co., Ltd. is one of the largest manufacturers of terminal blocks and industrial electrical connection products in Asia.As a high-tech enterprise,DEGSON owns the first UL and VDE authorized laboratory in Asia.DEGSON products have been approved by RoHS REACH.The company has been granted ISO9001, ISO14001, ISO80079-34, ISO/TS22163 and IATF16949 management system certificates.

DEGSON products are very popular in China,Germany,UK,Italy,Spain,Poland,Russia, India,Turkey,Brazil,USA,Japan,Korea,South Africa,etc.totally more than 100 countries and areas. DEGSON provides excellent products and service for the customers all over the world, especially in Industrial Automation, Instrument, Elevator, Electric Power, Rail Transport, New Energy, Lighting, Telecommunication, Power Supply, Security, Ship-building and so on.

DEGSON fulfills the sales network all over the world and sets up marketing centers in Germany, China. Pragmatic, Sincerity, Responsibility, Innovation, Harmonious Development, Rule and Win-win. In accordance with these spirits of enterprise for 30 years, DEGSON will keep providing more speedy, comprehensive and professional local service to our customers.

亚洲首家同时拥有美国UL、德国VDE认可的实验室
First Lab. authorized by UL&VDE in Asia

UL、VDE技术拜访 Visiting UL,VDE

① UL能源与科技全球事业部总经理来访我司

① The general manager of UL global energy &technology division visit our company

② VDE环球服务公司总裁 Sven Ohrke来我司商务洽谈战略合作

② Sven Ohrke, President of VDE global services, comes to DEGSON to discuss strategic cooperation

③ VDE实验室认可：2010年7月VDE正式向DEGSON颁发了“VDE认可实验室”证书。
UL实验室认可：2013年3月UL正式向DEGSON颁发“UL WTDP”证书。
2016年4月，UL颁发了CDTP实验室认可证书。
2016年12月，VDE颁发了TDAP实验室认可证书。
2017年1月，IRIS体系审核通过。

③ VDE Laboratory Accreditation: In July 2010, VDE Issued the "VDE Authorized Laboratory" Certificate to DEGSON’s laboratory.
UL laboratory accreditation: UL formally issued "UL WTDP" certification to DEGSON in March 2013.
On April, 2016, UL-CTDP.
On December, 2016, VDE-TDAP.
On January, 2017, Pass IRIS system audit.

ISO9001

ISO14001

ISO22163

UL CTDP 实验室证书
UL - CTDP

VDE TDAP 实验室证书
VDE - TDAP

EX 证书
EX certificate

UL 证书号:E228872 1400种规格
UL File NO.:E228872 1400 items

166 VDE 证书 1000种规格
166 VDE certificates for 1000 items

TUV 证书
TUV certificate

EAC 证书
EAC certificate

CE 证书
CE certificate

中国发明专利证书
Chinese invention patent

目 录 CONTENTS

弹片系列—DS直插式
Spring series—DS Push-in Type

1.5 mm² DS 直插式连接端子 Push-in connection terminal blocks 03-06
2.5 mm² 抽屉式接线端子 Drawer Terminal Block 07-08
2.5 mm² DS 直插式连接端子 Push-in connection terminal blocks 09-14
4 mm² DS 直插式连接端子 Push-in connection terminal blocks 15-19
6 mm² DS 直插式连接端子 Push-in connection terminal blocks 20-22
10 mm² DS 直插式连接端子 Push-in connection terminal blocks 23-24
16 mm² DS 直插式连接端子 Push-in connection terminal blocks 25-26

弹片系列—WS回拉式
Spring series—WS Spring Cage Type

1.5 mm² WS 回拉式连接端子 Spring-cage connection terminal blocks 29-38
2.5 mm² WS 回拉式连接端子 Spring-cage connection terminal blocks 39-53
4 mm² WS 回拉式连接端子 Spring-cage connection terminal blocks 54-60
6 mm² WS 回拉式连接端子 Spring-cage connection terminal blocks 61-64
10 mm² WS 回拉式连接端子 Spring-cage connection terminal blocks 65-68
16 mm² WS 回拉式连接端子 Spring-cage connection terminal blocks 69-72
35 mm² WS 回拉式连接端子 Spring-cage connection terminal blocks 73-74

螺钉系列—DC钢螺钉式
Screw series—DC Steel Screw Type



2.5 mm² DC 螺钉连接端子 Screw connection terminal blocks 77-80
4 mm² DC 螺钉连接端子 Screw connection terminal blocks 81-83
6 mm² DC 螺钉连接端子 Screw connection terminal blocks 84-86
10 mm² DC 螺钉连接端子 Screw connection terminal blocks 87-88
16 mm² DC 螺钉连接端子 Screw connection terminal blocks 89-90
35 mm² DC 螺钉连接端子 Screw connection terminal blocks 91-92

螺钉系列—PC铜螺钉式
Screw series—PC Brass Screw Type



1.5 mm² PC 螺钉连接端子 Screw connection terminal blocks 95-96
2.5 mm² PC 螺钉连接端子 Screw connection terminal blocks 97-104
4 mm² PC 螺钉连接端子 Screw connection terminal blocks 105-112
6 mm² PC 螺钉连接端子 Screw connection terminal blocks 113-115
10 mm² PC 螺钉连接端子 Screw connection terminal blocks 116-119
16 mm² PC 螺钉连接端子 Screw connection terminal blocks 110-122
35 mm² PC 螺钉连接端子 Screw connection terminal blocks 123-126
50 mm² PC 螺钉连接端子 Screw connection terminal blocks 127-128
95 mm² PC 螺钉连接端子 Screw connection terminal blocks 129-130

附件

ACCESSORIES 131-136

Din Rail Terminal Blocks



HOW TO ORDER

DS1.5 — 0 1 P — 1 1 — 0 0 A(H)

Standard Products

Series No .

No .of Pole

1	Single pitch
2	Double pitch

Color

1	Grey
2	Blue
3	Black
4	Green
5	Orange
6	Red
7	Transparent
8	Yellow
9	White

EG:



DS2.5-01P-11-00A(H)



WS2.5-01P-11-00A(H)

DS直插式弹簧压线结构
DS spring push-in structure

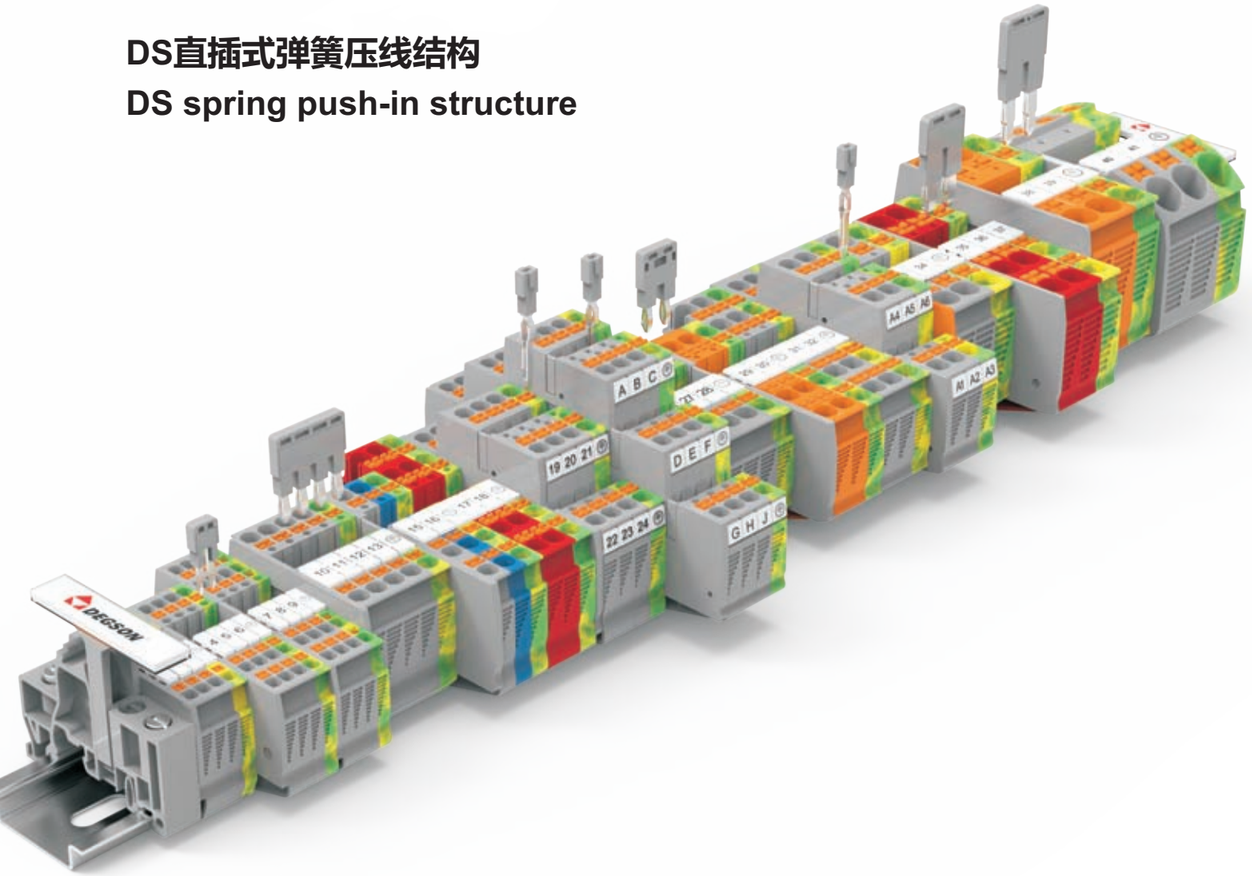

优 势

- 直插式连接技术，免工具操作，更方便快捷。
- 自带橙色取线按钮，一字或十字螺丝刀均可释放导线。
- 配有双通道桥接井，电路连接测试更灵活。
- 特有的插拔式桥接件，电路连接效率高。
- 可匹配标记条，避免导线误插。
- 配有测试孔可方便测试电路。

Feature

- Push-in connection technology, tool-free operation, more convenient and fast.
- With orange buttons, use slotted screw or Philip's screw can release the wire.
- Double channel for bridging can make circuit connection test more flexible.
- Unique pluggable jumper, high circuit connection efficiency.
- Optional marker to avoid wire mis-inserting.
- Equipped with test holes for easy test circuit.









DS直插式连接技术接线端子，采用进口不锈钢弹片，特有的生产工艺能保证极佳的回弹性和接线的抗震动性。高精度铜合金导电体，使得温升值最低，确保连接可靠安全。PA66的塑件原材料可以满足-40℃到105℃的工作环境，另外所有导轨产品均符合UL94 V0阻燃等级。

蝶式弹片机构设计使得接线效率大大提高，单股线或者冷压头处理的多股软线可以无需工具直接插入。

DS push-in connection technology terminal block, imported stainless steel spring, unique production process can ensure excellent resilience and vibration resistance of the wiring. High-precision copper alloy conductors provide the lowest temperature rise, ensuring reliable and safe connections. PA66 plastic parts can meet the working environment of -40℃ to 105℃, and all DS series of din rail products are in line with UL94 V0 flame retardant grade.

The push-in spring structure design greatly improves the connection efficiency. Solid wire or stranded wire processed by terminals can be inserted directly without tools.

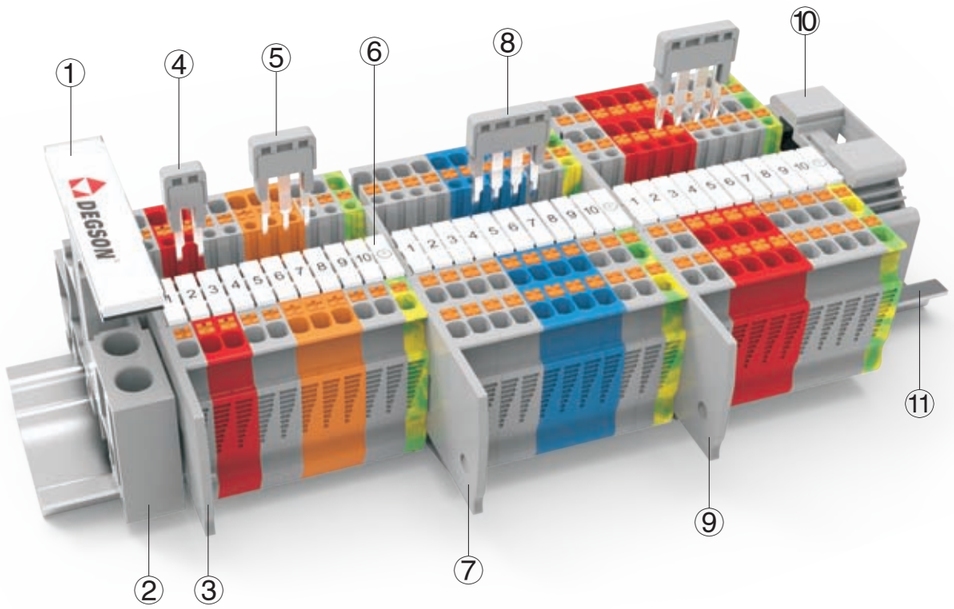

	描述 Description	品名 Part No.	备注 Remark
①	端子板标记 Terminal strip marker carrier	DLM2-01P-17-00A(H)	适用于E-PC，用于标记 Suitable for E-PC, use for marking
②	终端固定件 End stopper	E-PC-01P-11-1000A(H)	用于NS35轨道产品固定 Fixing products on NS35 DIN rail
③	端板 End cover	D-DS1.5-01P-11-00A(H)	用于DS1.5/DS1.5-PE产品的端板 End cover is used for DS1.5&DS1.5-PE
④	插入式桥接件 Plug-in bridge	DFB1.5-02P-11-00A(H)	02P适用于DS1.5系列桥接件 02P bridge, use for DS1.5 series
⑤	插入式桥接件 Plug-in bridge	DFB1.5-03P-11-00A(H)	03P适用于DS1.5系列桥接件 03P bridge, use for DS1.5 series
⑥	标记条 Marker	ZB3.5-10P-19-00A(H)	用于DS1.5系列顶部的标记条 Marker is used for the top of DS1.5 series
⑦	端板 End cover	D-DS1.5-TW-01P-11-00A(H)	用于DS1.5-TW/DS1.5-TW-PE产品端板 End cover is used for DS1.5-TW&DS1.5-TW-PE
⑧	插入式桥接件 Plug-in bridge	DFB1.5-04P-11-00A(H)	04P适用于DS1.5系列桥接件 04P bridge, use for DS1.5 series
⑨	端板 End cover	D-DS1.5-QU-01P-11-00A(H)	用于DS1.5-QU/DS1.5-QU-PE产品端板 End cover is used for DS1.5-QU&DS1.5-QU-PE
⑩	终端固定件 End stopper	E-WS-01P-11-00A(H)	用于NS35轨道产品固定 Fixing products on NS35 DIN rail
⑪	轨道条 DIN rail	NS35/7.5-0150-00A(H)	轨道条 NS35 DIN rail

电路图 Circuit diagram

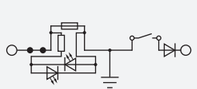

接线接点 Connection point for wiring	保险丝连接 Fuse connection	分断连接 Disconnecting
桥接连接点 Connection point for bridging	电阻连接 Resistance connection	电路连接点 Circuit connection point
LED灯连接 LED light connection	接地连接 Grounding connection	二极管连接 Diode connection

直插式连接技术
Push-in connection technology

直通式、多导线和接地端子
Feed-through, multi-conductor and ground terminal blocks

注：附件以及操作说明详见03页
Notes: For additional accessories and operating instruction, see page 03.





	DS 1.5		DS 1.5-PE	
	cULus CE EAC RoHS REACH		cULus CE EAC RoHS REACH	
尺寸 Dimension				
厚度/长度/高度(NS35/7.5&NS35/15) Width/Length/Height(NS35/7.5&NS35/15) mm	3.5/45/32.1(39.6)		3.5/45/32.1(39.6)	
电气参数 Electrical Parameter	IEC IEC60947-7-1	UL UL1059	IEC IEC60947-7-2	UL UL1059
额定电压 Rated voltage V	500	300	/	/
额定电流 Rated current A	17.5	15	/	/
额定线径 Wire range mm^2/AWG	0.14-1.5	26-14	0.14-1.5	26-14
额定冲击电压/污染等级 Rated surge voltage/Degree of pollution KV/-	6/3		6/3	
过压类别/绝缘材料组别 Overvoltage category/Insulation material group -/-	III / I		III / I	

接线容量 Connection capacity	刚性 Solid	柔性 Stranded	冷压头 (不带/带塑料套管) Ferrule (with and without plastic sleeve)		刚性 Solid	柔性 Stranded	冷压头 (不带/带塑料套管) Ferrule (with and without plastic sleeve)	
1根线 1 conductor mm^2	0.14-1.5	0.14-1.5	0.15-1.5	0.14-0.5	0.14-1.5	0.14-1.5	0.15-1.5	0.14-0.5
两根带TWIN冷压头的柔性导线 2 conductors with same cross section, stranded, TWIN ferrules with plastic sleeve mm^2	—	—	—	—	—	—	—	—

一般信息 General information		
绝缘材质/阻燃等级（符合UL94） Insulation material/Flammability rating(according to UL 94)	PA/V0	PA/V0
工作温度 Operation temperature ℃（℉）	-40(-40)~105(221)	-40(-40)~105(221)
剥线长度 Stripping length mm	8-10	8-10
颜色 Color	灰色（可根据客户需求定制） Gray (customization demand is available)	黄绿混色 Green-yellow
一字螺丝刀规格（刀厚x刀宽） Slotted screwdriver size (Blade thickness x Width) mm	0.4x2.5	0.4x2.5
附件 Accessories		
插拔式桥接件（2-10P） Plug-in bridge (2-10P)	DFB1.5	/
端板 End cover	D-DS1.5	D-DS1.5
标记号（顶部） Marker (Top)	ZB3.5	ZB3.5
标记号（侧边） Marker (Side)	/	/
DIN轨道 DIN rail	NS35/7.5 & NS35/15（钢和铝合金材质可选） NS35/7.5 & NS35/15 (Steel and Aluminium alloy are optional)	NS35/7.5 & NS35/15（钢和铝合金材质可选） NS35/7.5 & NS35/15 (Steel and Aluminium alloy are optional)
终端固定件 End stopper	E-WS&E-PC&E-MK	E-WS&E-PC&E-MK

直插式连接技术
Push-in connection technology

直通式、多导线和接地端子
Feed-through, multi-conductor and ground terminal blocks



注：附件以及操作说明详见03页
Notes: For additional accessories and operating instruction, see page 03.

	DS 1.5-TW		DS 1.5-TW-PE	
	CE EAC RoHS REACH		CE EAC RoHS REACH	
尺寸 Dimension				
厚度/长度/高度(NS35/7.5&NS35/15) Width/Length/Height(NS35/7.5&NS35/15) mm	3.5/54/32.1(39.6)		3.5/54/32.1(39.6)	
电气参数 Electrical Parameter	IEC IEC60947-7-1	UL UL1059	IEC IEC60947-7-2	UL UL1059
额定电压 Rated voltage V	500	300	/	/
额定电流 Rated current A	17.5	15	/	/
额定线径 Wire range mm^2/AWG	0.14-1.5	26-14	0.14-1.5	26-14
额定冲击电压/污染等级 Rated surge voltage/Degree of pollution KV/-	6/3		6/3	
过压类别/绝缘材料组别 Overvoltage category/Insulation material group -/-	III / I		III / I	
接线容量 Connection capacity	刚性 Solid / 柔性 Stranded	冷压头 (不带/带塑料套管) Ferrule (with and without plastic sleeve)	刚性 Solid / 柔性 Stranded	冷压头 (不带/带塑料套管) Ferrule (with and without plastic sleeve)
1根线 1 conductor mm^2	0.14-1.5 / 0.14-1.5	0.14-1.5 / 0.14-0.5	0.14-1.5 / 0.14-1.5	0.14-1.5 / 0.14-0.5
两根带TWIN冷压头的柔性导线 2 conductors with same cross section, stranded, TWIN ferrules with plastic sleeve mm^2	— / —	— / —	— / —	— / —
一般信息 General information				
绝缘材质/阻燃等级（符合UL94） Insulation material/Flammability rating(according to UL 94)	PA/V0		PA/V0	
工作温度 Operation temperature ℃（℉）	-40(-40)~105(221)		-40(-40)~105(221)	
剥线长度 Stripping length mm	8-10		8-10	
颜色 Color	灰色（可根据客户需求定制） Gray（customization demand is available）		黄绿混色 Green-yellow	
一字螺丝刀规格（刀厚x刀宽） Slotted screwdriver size (Blade thickness x Width) mm	0.4x2.5		0.4x2.5	
附件 Accessories				
插拔式桥接件（2-10P） Plug-in bridge（2-10P）	DFB1.5		/	
端板 End cover	D-DS1.5-TW		D-DS1.5-TW	
标记号（顶部） Marker（Top）	ZB3.5		ZB3.5	
标记号（侧边） Marker（Side）	/		/	
DIN轨道 DIN rail	NS35/7.5 & NS35/15（钢和铝合金材质可选） NS35/7.5 & NS35/15（Steel and Aluminium alloy are optional）		NS35/7.5 & NS35/15（钢和铝合金材质可选） NS35/7.5 & NS35/15（Steel and Aluminium alloy are optional）	
终端固定件 End stopper	E-WS&E-PC&E-MK		E-WS&E-PC&E-MK	

直插式连接技术
Push-in connection technology

直通式、多导线和接地端子
Feed-through, multi-conductor and ground terminal blocks





注：附件以及操作说明详见03页
Notes: For additional accessories and operating instruction, see page 03.

	DS 1.5-QU		DS 1.5-QU-PE	
	CE EAC RoHS REACH		CE EAC RoHS REACH	
尺寸 Dimension				
厚度/长度/高度(NS35/7.5&NS35/15) Width/Length/Height(NS35/7.5&NS35/15) mm	3.5/63.2/32.1(39.6)		3.5/63.2/32.1(39.6)	
电气参数 Electrical Parameter	IEC IEC60947-7-1	UL UL1059	IEC IEC60947-7-2	UL UL1059
额定电压 Rated voltage V	500	300	/	/
额定电流 Rated current A	17.5	15	/	/
额定线径 Wire range mm^2/AWG	0.14-1.5	26-14	0.14-1.5	26-14
额定冲击电压/污染等级 Rated surge voltage/Degree of pollution KV/-	6/3		6/3	
过压类别/绝缘材料组别 Overvoltage category/Insulation material group -/-	III / I		III / I	
接线容量 Connection capacity	刚性 Solid / 柔性 Stranded	冷压头 (不带/带塑料套管) Ferrule (with and without plastic sleeve)	刚性 Solid / 柔性 Stranded	冷压头 (不带/带塑料套管) Ferrule (with and without plastic sleeve)
1根线 1 conductor mm^2	0.14-1.5 / 0.14-1.5	0.14-1.5 / 0.14-0.5	0.14-1.5 / 0.14-1.5	0.14-1.5 / 0.14-0.5
两根带TWIN冷压头的柔性导线 2 conductors with same cross section, stranded, TWIN ferrules with plastic sleeve mm^2	— / —	— / —	— / —	— / —
一般信息 General information				
绝缘材质/阻燃等级（符合UL94） Insulation material/Flammability rating(according to UL 94)	PA/V0		PA/V0	
工作温度 Operation temperature ℃（℉）	-40(-40)~105(221)		-40(-40)~105(221)	
剥线长度 Stripping length mm	8-10		8-10	
颜色 Color	灰色（可根据客户需求定制） Gray（customization demand is available）		黄绿混色 Green-yellow	
一字螺丝刀规格（刀厚x刀宽） Slotted screwdriver size (Blade thickness x Width) mm	0.4x2.5		0.4x2.5	
附件 Accessories				
插拔式桥接件（2-10P） Plug-in bridge（2-10P）	DFB1.5		/	
端板 End cover	D-DS1.5-QU		D-DS1.5-QU	
标记号（顶部） Marker（Top）	ZB3.5		ZB3.5	
标记号（侧边） Marker（Side）	/		/	
DIN轨道 DIN rail	NS35/7.5 & NS35/15（钢和铝合金材质可选） NS35/7.5 & NS35/15（Steel and Aluminium alloy are optional）		NS35/7.5 & NS35/15（钢和铝合金材质可选） NS35/7.5 & NS35/15（Steel and Aluminium alloy are optional）	
终端固定件 End stopper	E-WS&E-PC&E-MK		E-WS&E-PC&E-MK	

抽屉式接线端子
Drawer Terminal Block





优 势

- 直插式连接技术，接线方便快捷。
- 全新、独特的结构设计，45°进线输入与90°转接，减少安装空间。
- 模块化输出结构，操作方便。
- 模块拼接组装成本体和抽屉底座。
- 自主创新的弹片限位结构，保证连接稳定性。
- 两端配有4个固定孔。

Feature

- Push-in connection technology, convenient and efficient connection.
- New and unique structure design， 45° input and 90° transfer, save installation space.
- Modular output structure, easy to operate.
- The main body and drawer base are assemblied by modules splicing.
- Spring limit structure with independent innovation can make sure connection stablity.
- 4 fixing holes on both sides.

直插式连接技术
Push-in connection technology

抽屉式接线端子
Drawer Terminal Block

注：附件以及操作说明详见07页
Notes: For additional accessories and operating instruction, see page 07.

CE EAC RoHS REACH

尺寸 Dimension		DS2.5PH-16P				DS2.5PH-24P			
间距 Pitch	mm	10&11				10&11			
电气参数 Electrical Parameter		IEC61984			UL1059	IEC61984			UL1059
Pollution degree		2	2	3		2	2	3	
Overvoltage category		II	III	III		II	III	III	
额定电压 Rated voltage	V	630	320	250	300	630	320	250	300
额定电流 Rated current	A	20			13	20			13
额定线径 Wire range	mm^2/AWG	0.2-2.5			24-14	0.2-2.5			24-14
额定冲击电压 Rated surge voltage	KV	4				4			
接线容量 Connection capacity		刚性 Solid	柔性 Stranded	冷压头 (不带/带塑料套管) Ferrule (with and without plastic sleeve)		刚性 Solid	柔性 Stranded	冷压头 (不带/带塑料套管) Ferrule (with and without plastic sleeve)	
1根线 1 conductor	mm^2	0.2-2.5	0.2-2.5	0.2-1.5	0.2-1.5	0.2-2.5	0.2-2.5	0.2-1.5	0.2-1.5
两根带TWIN冷压头的柔性导线 2 conductors with same cross section, stranded, TWIN ferrules with plastic sleeve	mm^2	–	–	–	–	–	–	–	–
一般信息 General information									
绝缘材质/阻燃等级（符合UL94） Insulation material/Flammability rating(according to UL 94)		PA/V0 PC/V2				PA/V0 PC/V2			
工作温度 Operation temperature	℃（℉）	-40(-40)~80(176)				-40(-40)~80(176)			
剥线长度 Stripping length	mm	14				14			
颜色 Color		灰色（可根据客户需求定制） Gray（customization demand is available）				灰色（可根据客户需求定制） Gray（customization demand is available）			
一字螺丝刀规格（刀厚x刀宽） Slotted screwdriver size (Blade thickness x Width)	mm	0.6x3.5				0.6x3.5			
回路数 loop number		57				84			

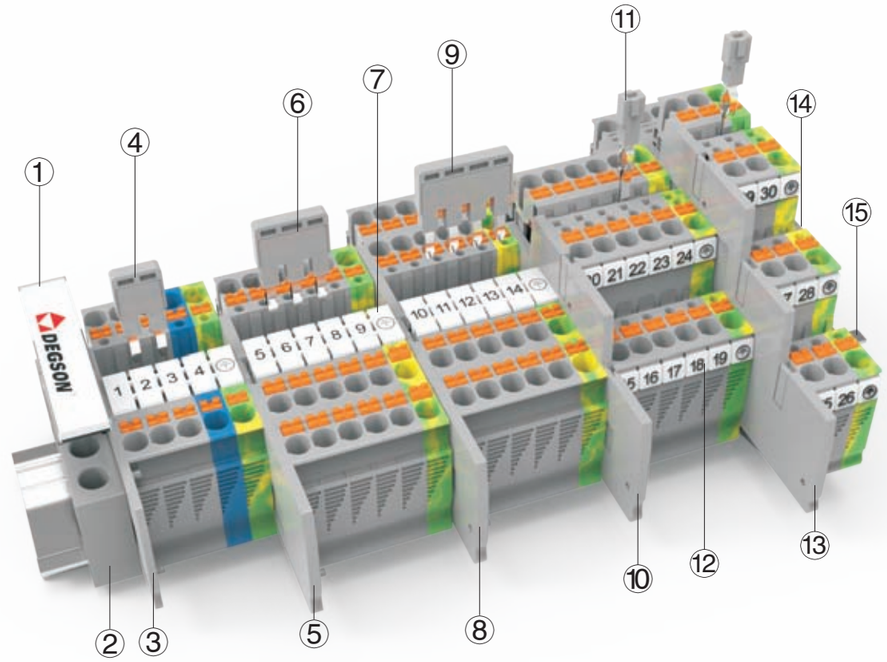

描述 Description	品名 Part No.	备注 Remark
① 端子板标记 Terminal strip marker carrier	DLM2-01P-17-00A(H)	适用于E-PC，用于标记 Suitable for E-PC, use for marking
② 终端固定件 End stopper	E-PC-01P-11-1000A(H)	用于NS35轨道产品固定 Fixing products on NS35 DIN rail
③ 端板 End cover	D-DS2.5-01P-11-00A(H)	用于DS2.5/DS2.5-PE产品的端板 End cover is used for DS2.5&DS2.5-PE
④ 插入式桥接件 Plug-in bridge	DFB2.5-02P-11-00A(H)	02P适用于DS2.5系列桥接件 02P bridge, use for DS2.5 series
⑤ 端板 End cover	D-DS2.5-TW-01P-11-00A(H)	用于DS2.5-TW/DS2.5-TW-PE产品端板 End cover is used for DS2.5-TW&DS2.5-TW-PE
⑥ 插入式桥接件 Plug-in bridge	DFB2.5-03P-11-00A(H)	03P适用于DS2.5系列桥接件 03P bridge, use for DS2.5 series
⑦ 标记条 Marker	ZB5-10P-19-00A(H)	用于DS2.5系列顶部的标记条 Marker is used for the top of DS2.5 series
⑧ 端板 End cover	D-DS2.5-QU-01P-11-00A(H)	用于DS2.5-QU/DS2.5-QU-PE产品端板 End cover is used for DS2.5-QU&DS2.5-QU-PE
⑨ 插入式桥接件 Plug-in bridge	DFB2.5-04P-11-00A(H)	04P适用于DS2.5系列桥接件 04P bridge, use for DS2.5 series
⑩ 端板 End cover	D-DSKK2.5-01P-11-00A(H)	用于DSKK2.5/DSKK2.5-PE产品端板 End cover is used for DSKK2.5&DSKK2.5-PE
⑪ 电位桥接件 Potential bridge	DPV2.5-01P-11-00A(H)	竖向桥接件，连接上下层 Vertical potential bridge, to connect the upper and lower level
⑫ 标记条 Marker	ZK5-24P-19-00A(H)	用于DS2.5系列侧边的标记条 Marker is used for the side of DS2.5 series
⑬ 端板 End cover	D-DS2.5-3L-01P-11-00A(H)	用于DS2.5-3L/DS2.5-3L-PE产品端板 End cover is used for DS2.5-3L/DS2.5-3L-PE
⑭ 终端固定件 End stopper	E-WS-01P-11-00A(H)	用于NS35轨道产品固定 Fixing products on NS35 DIN rail
⑮ 轨道条 DIN rail	NS35/7.5-0150-00A(H)	NS35轨道条 NS35 DIN rail

电路图 Circuit diagram

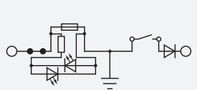

接线接点 Connection point for wiring	保险丝连接 Fuse connection	分断连接 Disconnecting
桥接连接点 Connection point for bridging	电阻连接 Resistance connection	电路连接点 Circuit connection point
LED灯连接 LED light connection	接地连接 Grounding connection	二极管连接 Diode connection

直插式连接技术
Push-in connection technology

直通式、多导线、多层和接地端子

Feed-through, multi-conductor, multi-level, and ground terminal blocks

注：附件以及操作说明详见09页

Notes: For additional accessories and operating instruction, see page 09.





	DS 2.5		DS 2.5-PE	
	cULus CE EAC RoHS REACH		cULus CE EAC RoHS REACH	
尺寸 Dimension				
厚度/长度/高度(NS35/7.5&NS35/15) Width/Length/Height(NS35/7.5&NS35/15) mm	5.2/45/36.75(44.25)		5.2/45/36.75(44.25)	
电气参数 Electrical Parameter	IEC IEC60947-7-1	UL UL1059	IEC IEC60947-7-2	UL UL1059
额定电压 Rated voltage V	800	600	/	/
额定电流 Rated current A	24	20	/	/
额定线径 Wire range mm^2/AWG	0.2-4	26-12	0.2-4	26-12
额定冲击电压/污染等级 Rated surge voltage/Degree of pollution KV/-	8/3		8/3	
过压类别/绝缘材料组别 Overvoltage category/Insulation material group -/-	III / I		III / I	
接线容量 Connection capacity	刚性 Solid / 柔性 Stranded / 冷压头 (不带/带塑料套管) Ferrule (with and without plastic sleeve)		刚性 Solid / 柔性 Stranded / 冷压头 (不带/带塑料套管) Ferrule (with and without plastic sleeve)	
1根线 1 conductor mm^2	0.2-4 / 0.2-2.5 / 0.2-2.5 / 0.2-2.5		0.2-4 / 0.2-2.5 / 0.2-2.5 / 0.2-2.5	
两根带TWIN冷压头的柔性导线 2 conductors with same cross section, stranded, TWIN ferrules with plastic sleeve mm^2	— / — / — / 0.5		— / — / — / 0.5	
一般信息 General information				
绝缘材质/阻燃等级（符合UL94） Insulation material/Flammability rating(according to UL 94)	PA/V0		PA/V0	
工作温度 Operation temperature ℃（℉）	-40(-40)~105(221)		-40(-40)~105(221)	
剥线长度 Stripping length mm	10-12		10-12	
颜色 Color	灰色（可根据客户需求定制） Gray（customization demand is available）		黄绿混色 Green-yellow	
一字螺丝刀规格（刀厚x刀宽） Slotted screwdriver size (Blade thickness x Width) mm	0.6x3.5		0.6x3.5	
附件 Accessories				
插拔式桥接件（2-10P） Plug-in bridge（2-10P）	DFB2.5		/	
端板 End cover	D-DS2.5		D-DS2.5	
标记号（顶部） Marker（Top）	ZB5		ZB5	
标记号（侧边） Marker（Side）	ZK5		ZK5	
DIN轨道 DIN rail	NS35/7.5 & NS35/15（钢和铝合金材质可选） NS35/7.5 & NS35/15（Steel and Aluminium alloy are optional）		NS35/7.5 & NS35/15（钢和铝合金材质可选） NS35/7.5 & NS35/15（Steel and Aluminium alloy are optional）	
终端固定件 End stopper	E-WS&E-PC&E-MK		E-WS&E-PC&E-MK	

直插式连接技术
Push-in connection technology

直通式、多导线、多层和接地端子

Feed-through, multi-conductor, multi-level, and ground terminal blocks

注：附件以及操作说明详见09页
Notes: For additional accessories and operating instruction, see page 09.





	DS 2.5-TW		DS 2.5-TW-PE	
	cULus CE EAC RoHS REACH		cULus CE EAC RoHS REACH	
尺寸 Dimension				
厚度/长度/高度(NS35/7.5&NS35/15) Width/Length/Height(NS35/7.5&NS35/15) mm	5.2/60.5/36.75(44.25)		5.2/60.5/36.75(44.25)	
电气参数 Electrical Parameter	IEC IEC60947-7-1	UL UL1059	IEC IEC60947-7-2	UL UL1059
额定电压 Rated voltage V	800	600	/	/
额定电流 Rated current A	24	20	/	/
额定线径 Wire range mm^2/AWG	0.2-4	26-12	0.2-4	26-12
额定冲击电压/污染等级 Rated surge voltage/Degree of pollution KV/-	8/3		8/3	
过压类别/绝缘材料组别 Overvoltage category/Insulation material group -/-	III / I		III / I	
接线容量 Connection capacity	刚性 Solid / 柔性 Stranded / 冷压头 (不带/带塑料套管) Ferrule (with and without plastic sleeve)		刚性 Solid / 柔性 Stranded / 冷压头 (不带/带塑料套管) Ferrule (with and without plastic sleeve)	
1根线 1 conductor mm^2	0.2-4 / 0.2-2.5 / 0.2-2.5 / 0.2-2.5		0.2-4 / 0.2-2.5 / 0.2-2.5 / 0.2-2.5	
两根带TWIN冷压头的柔性导线 2 conductors with same cross section, stranded, TWIN ferrules with plastic sleeve mm^2	— / — / — / 0.5		— / — / — / 0.5	
一般信息 General information				
绝缘材质/阻燃等级（符合UL94） Insulation material/Flammability rating(according to UL 94)	PA/V0		PA/V0	
工作温度 Operation temperature ℃（℉）	-40(-40)~105(221)		-40(-40)~105(221)	
剥线长度 Stripping length mm	10-12		10-12	
颜色 Color	灰色（可根据客户需求定制） Gray (customization demand is available)		黄绿混色 Green-yellow	
一字螺丝刀规格（刀厚x刀宽） Slotted screwdriver size (Blade thickness x Width) mm	0.6x3.5		0.6x3.5	
附件 Accessories				
插拔式桥接件（2-10P） Plug-in bridge (2-10P)	DFB2.5		/	
端板 End cover	D-DS2.5-TW		D-DS2.5-TW	
标记号（顶部） Marker (Top)	ZB5		ZB5	
标记号（侧边） Marker (Side)	ZK5		ZK5	
DIN轨道 DIN rail	NS35/7.5 & NS35/15（钢和铝合金材质可选） NS35/7.5 & NS35/15 (Steel and Aluminium alloy are optional)		NS35/7.5 & NS35/15（钢和铝合金材质可选） NS35/7.5 & NS35/15 (Steel and Aluminium alloy are optional)	
终端固定件 End stopper	E-WS&E-PC&E-MK		E-WS&E-PC&E-MK	

直插式连接技术
Push-in connection technology

直通式、多导线、多层和接地端子

Feed-through, multi-conductor, multi-level, and ground terminal blocks

注：附件以及操作说明详见09页
Notes: For additional accessories and operating instruction, see page 09.





	DS 2.5-QU		DS 2.5-QU-PE	
	cULus CE EAC RoHS REACH		cULus CE EAC RoHS REACH	
尺寸 Dimension				
厚度/长度/高度(NS35/7.5&NS35/15) Width/Length/Height(NS35/7.5&NS35/15) mm	5.2/72.2/36.75(44.25)		5.2/72.2/36.75(44.25)	
电气参数 Electrical Parameter	IEC IEC60947-7-1	UL UL1059	IEC IEC60947-7-2	UL UL1059
额定电压 Rated voltage V	800	600	/	/
额定电流 Rated current A	24	20	/	/
额定线径 Wire range mm^2/AWG	0.2-4	26-12	0.2-4	26-12
额定冲击电压/污染等级 Rated surge voltage/Degree of pollution KV/-	8/3		8/3	
过压类别/绝缘材料组别 Overvoltage category/Insulation material group -/-	III / I		III / I	
接线容量 Connection capacity	刚性 Solid / 柔性 Stranded / 冷压头 (不带/带塑料套管) Ferrule (with and without plastic sleeve)		刚性 Solid / 柔性 Stranded / 冷压头 (不带/带塑料套管) Ferrule (with and without plastic sleeve)	
1根线 1 conductor mm^2	0.2-4 / 0.2-2.5 / 0.2-2.5 / 0.2-2.5		0.2-4 / 0.2-2.5 / 0.2-2.5 / 0.2-2.5	
两根带TWIN冷压头的柔性导线 2 conductors with same cross section, stranded, TWIN ferrules with plastic sleeve mm^2	— / — / — / 0.5		— / — / — / 0.5	
一般信息 General information				
绝缘材质/阻燃等级（符合UL94） Insulation material/Flammability rating(according to UL 94)	PA/V0		PA/V0	
工作温度 Operation temperature ℃（℉）	-40(-40)~105(221)		-40(-40)~105(221)	
剥线长度 Stripping length mm	10-12		10-12	
颜色 Color	灰色（可根据客户需求定制） Gray (customization demand is available)		黄绿混色 Green-yellow	
一字螺丝刀规格（刀厚x刀宽） Slotted screwdriver size (Blade thickness x Width) mm	0.6x3.5		0.6x3.5	
附件 Accessories				
插拔式桥接件（2-10P） Plug-in bridge (2-10P)	DFB2.5		/	
端板 End cover	D-DS2.5-QU		D-DS2.5-QU	
标记号（顶部） Marker (Top)	ZB5		ZB5	
标记号（侧边） Marker (Side)	ZK5		ZK5	
DIN轨道 DIN rail	NS35/7.5 & NS35/15（钢和铝合金材质可选） NS35/7.5 & NS35/15 (Steel and Aluminium alloy are optional)		NS35/7.5 & NS35/15（钢和铝合金材质可选） NS35/7.5 & NS35/15 (Steel and Aluminium alloy are optional)	
终端固定件 End stopper	E-WS&E-PC&E-MK		E-WS&E-PC&E-MK	

直插式连接技术
Push-in connection technology

直通式、多导线、多层和接地端子
Feed-through, multi-conductor, multi-level, and ground terminal blocks

注：附件以及操作说明详见09页
Notes: For additional accessories and operating instruction, see page 09.





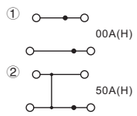

DSKK 2.5

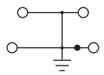

DSKK 2.5-PE

		DSKK 2.5		DSKK 2.5-PE	
尺寸 Dimension					
厚度/长度/高度(NS35/7.5&NS35/15) Width/Length/Height(NS35/7.5&NS35/15)	mm	5.2/68.2/48.75(56.25)		5.2/68.2/48.75(56.25)	
电气参数 Electrical Parameter		IEC IEC60947-7-1	UL UL1059	IEC IEC60947-7-2	UL UL1059
额定电压 Rated voltage	V	500	300	/	/
额定电流 Rated current	A	22	20	/	/
额定线径 Wire range	mm^2/AWG	0.2-4	26-12	0.2-4	26-12
额定冲击电压/污染等级 Rated surge voltage/Degree of pollution	KV/-	6/3		6/3	
过压类别/绝缘材料组别 Overvoltage category/Insulation material group	-/-	III / I		III / I	
接线容量 Connection capacity		刚性 Solid / 柔性 Stranded / 冷压头 (不带/带塑料套管) Ferrule (with and without plastic sleeve)		刚性 Solid / 柔性 Stranded / 冷压头 (不带/带塑料套管) Ferrule (with and without plastic sleeve)	
1根线 1 conductor	mm^2	0.2-4 / 0.2-2.5 / 0.2-2.5 / 0.2-2.5		0.2-4 / 0.2-2.5 / 0.2-2.5 / 0.2-2.5	
两根带TWIN冷压头的柔性导线 2 conductors with same cross section, stranded, TWIN ferrules with plastic sleeve	mm^2	— / — / — / 0.5		— / — / — / 0.5	
一般信息 General information					
绝缘材质/阻燃等级（符合UL94） Insulation material/Flammability rating(according to UL 94)		PA/V0		PA/V0	
工作温度 Operation temperature	℃（℉）	-40(-40)~105(221)		-40(-40)~105(221)	
剥线长度 Stripping length	mm	11-12		11-12	
颜色 Color		灰色（可根据客户需求定制） Gray (customization demand is available)		黄绿混色 Green-yellow	
一字螺丝刀规格（刀厚x刀宽） Slotted screwdriver size (Blade thickness x Width)	mm	0.6x3.5		0.6x3.5	
附件 Accessories					
插拔式桥接件（2-10P） Plug-in bridge (2-10P)		DFB2.5		DFB2.5	
端板 End cover		D-DSKK2.5		D-DSKK2.5	
标记号（顶部） Marker (Top)		/		/	
标记号（侧边） Marker (Side)		ZK5		ZK5	
DIN轨道 DIN rail		NS35/7.5 & NS35/15（钢和铝合金材质可选） NS35/7.5 & NS35/15 (Steel and Aluminium alloy are optional)		NS35/7.5 & NS35/15（钢和铝合金材质可选） NS35/7.5 & NS35/15 (Steel and Aluminium alloy are optional)	
终端固定件 End stopper		E-WS&E-PC&E-MK		E-WS&E-PC&E-MK	

直插式连接技术
Push-in connection technology

直通式、多导线、多层和接地端子
Feed-through, multi-conductor, multi-level, and ground terminal blocks

注：附件以及操作说明详见09页
Notes: For additional accessories and operating instruction, see page 09.





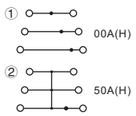

DS2.5-3L

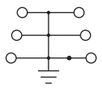

DS2.5-3L-PE

		DS2.5-3L		DS2.5-3L-PE	
尺寸 Dimension					
厚度/长度/高度(NS35/7.5&NS35/15) Width/Length/Height(NS35/7.5&NS35/15)	mm	5.2/102.00/53.25(59.25)		5.2/102.00/53.25(59.25)	
电气参数 Electrical Parameter		IEC IEC60947-7-1	UL UL1059	IEC IEC60947-7-2	UL UL1059
额定电压 Rated voltage	V	500	300	/	/
额定电流 Rated current	A	20	20	/	/
额定线径 Wire range	mm^2/AWG	0.2-4	26-12	0.2-4	26-12
额定冲击电压/污染等级 Rated surge voltage/Degree of pollution	KV/-	6/3		6/3	
过压类别/绝缘材料组别 Overvoltage category/Insulation material group	-/-	III / I		III / I	
接线容量 Connection capacity		刚性 Solid / 柔性 Stranded / 冷压头 (不带/带塑料套管) Ferrule (with and without plastic sleeve)		刚性 Solid / 柔性 Stranded / 冷压头 (不带/带塑料套管) Ferrule (with and without plastic sleeve)	
1根线 1 conductor	mm^2	0.2-4 / 0.2-2.5 / 0.2-2.5 / 0.2-2.5		0.2-4 / 0.2-2.5 / 0.2-2.5 / 0.2-2.5	
两根带TWIN冷压头的柔性导线 2 conductors with same cross section, stranded, TWIN ferrules with plastic sleeve	mm^2	— / — / — / 0.5		— / — / — / 0.5	
一般信息 General information					
绝缘材质/阻燃等级（符合UL94） Insulation material/Flammability rating(according to UL 94)		PA/V0		PA/V0	
工作温度 Operation temperature	℃（℉）	-40(-40)~105(221)		-40(-40)~105(221)	
剥线长度 Stripping length	mm	10-12		10-12	
颜色 Color		灰色（可根据客户需求定制） Gray (customization demand is available)		黄绿混色 Green-yellow	
一字螺丝刀规格（刀厚x刀宽） Slotted screwdriver size (Blade thickness x Width)	mm	0.6x3.5		0.6x3.5	
附件 Accessories					
插拔式桥接件（2-10P） Plug-in bridge (2-10P)		DFB2.5		DFB2.5	
端板 End cover		D-DS2.5-3L		D-DS2.5-3L	
标记号（顶部） Marker (Top)		/		/	
标记号（侧边） Marker (Side)		ZK5		ZK5	
DIN轨道 DIN rail		NS35/7.5 & NS35/15（钢和铝合金材质可选） NS35/7.5 & NS35/15 (Steel and Aluminium alloy are optional)		NS35/7.5 & NS35/15（钢和铝合金材质可选） NS35/7.5 & NS35/15 (Steel and Aluminium alloy are optional)	
终端固定件 End stopper		E-WS&E-PC&E-MK		E-WS&E-PC&E-MK	

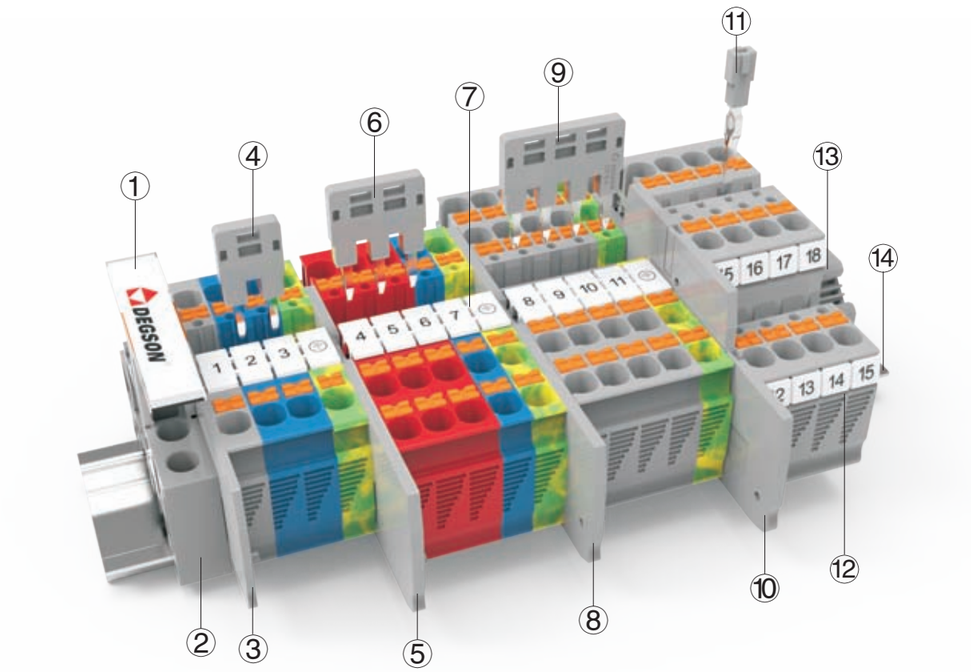

描述 Description	品名 Part No.	备注 Remark
① 端子板标记 Terminal strip marker carrier	DLM2-01P-17-00A(H)	适用于E-PC，用于标记 Suitable for E-PC, use for marking
② 终端固定件 End stopper	E-PC-01P-11-1000A(H)	用于NS35轨道产品固定 Fixing products on NS35 DIN rail
③ 端板 End cover	D-DS4-01P-11-00A(H)	用于DS4/DS4-PE产品的端板 End cover is used for DS4&DS4-PE
④ 插入式桥接件 Plug-in bridge	DFB4-02P-11-00A(H)	02P适用于DS4系列桥接件 02P bridge， use for DS4 series
⑤ 端板 End cover	D-DS4-TW-01P-11-00A(H)	用于DS4-TW/DS4-TW-PE产品端板 End cover is used for DS4-TW&DS4-TW-PE
⑥ 插入式桥接件 Plug-in bridge	DFB4-03P-11-00A(H)	03P适用于DS4系列桥接件 03P bridge， use for DS4 series
⑦ 标记条 Marker	ZB6-10P-19-00A(H)	用于DS4系列顶部的标记条 Marker is used for the top of DS4 series
⑧ 端板 End cover	D-DS4-QU-01P-11-00A(H)	用于DS4-QU/DS4-QU-PE产品端板 End cover is used for DS4-QU&DS4-QU-PE
⑨ 插入式桥接件 Plug-in bridge	DFB4-04P-11-00A(H)	04P适用于DS4系列桥接件 04P bridge， use for DS4 series
⑩ 端板 End cover	D-DSKK4-01P-11-00A(H)	用于DSKK4/DSKK4-PE产品端板 End cover is used for DSKK4&DSKK4-PE
⑪ 电位桥接件 Potential bridge	DPV2.5-01P-11-00A(H)	竖向桥接件，连接上下层 Vertical potential bridge, to connect the upper and lower level
⑫ 标记条 Marker	ZK6-20P-19-00A(H)	用于DS4系列侧边的标记条 Marker is used for the side of DS4 series
⑬ 终端固定件 End stopper	E-WS-01P-11-00A(H)	用于NS35轨道产品固定 Fixing products on NS35 DIN rail
⑭ 轨道条 DIN rail	NS35/7.5-0150-00A(H)	NS35轨道条 NS35 DIN rail

电路图 Circuit diagram

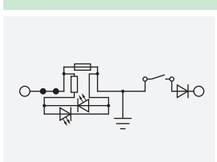

接线接点 Connection point for wiring	保险丝连接 Fuse connection	分断连接 Disconnecting
桥接连接点 Connection point for bridging	电阻连接 Resistance connection	电路连接点 Circuit connection point
LED灯连接 LED light connection	接地连接 Grounding connection	二极管连接 Diode connection

直插式连接技术
Push-in connection technology

直通式、多导线、多层和接地端子

Feed-through, multi-conductor, multi-level, and ground terminal blocks

注：附件以及操作说明详见15页

Notes: For additional accessories and operating instruction, see page 15.





	DS 4		DS 4-PE	
	cULus CE EAC RoHS REACH		cULus CE EAC RoHS REACH	
尺寸 Dimension				
厚度/长度/高度(NS35/7.5&NS35/15) Width/Length/Height(NS35/7.5&NS35/15) mm	6.2/55.6/36.8(44.3)		6.2/55.6/36.8(44.3)	
电气参数 Electrical Parameter	IEC IEC60947-7-1	UL UL1059	IEC IEC60947-7-2	UL UL1059
额定电压 Rated voltage V	800	600	/	/
额定电流 Rated current A	32	30	/	/
额定线径 Wire range mm^2/AWG	0.2-6	24-10	0.2-6	24-10
额定冲击电压/污染等级 Rated surge voltage/Degree of pollution KV/-	8/3		8/3	
过压类别/绝缘材料组别 Overvoltage category/Insulation material group -/-	III / I		III / I	
接线容量 Connection capacity	刚性 Solid / 柔性 Stranded / 冷压头 (不带/带塑料套管) Ferrule (with and without plastic sleeve)		刚性 Solid / 柔性 Stranded / 冷压头 (不带/带塑料套管) Ferrule (with and without plastic sleeve)	
1根线 1 conductor mm^2	0.2-6 / 0.2-4 / 0.2-4 / 0.2-4		0.2-6 / 0.2-4 / 0.2-4 / 0.2-4	
两根带TWIN冷压头的柔性导线 2 conductors with same cross section, stranded, TWIN ferrules with plastic sleeve mm^2	— / — / — / 0.5-1		— / — / — / 0.5-1	
一般信息 General information				
绝缘材质/阻燃等级（符合UL94） Insulation material/Flammability rating(according to UL 94)	PA/V0		PA/V0	
工作温度 Operation temperature ℃（℉）	-40(-40)~105(221)		-40(-40)~105(221)	
剥线长度 Stripping length mm	11-13		11-13	
颜色 Color	灰色（可根据客户需求定制） Gray（customization demand is available）		黄绿混色 Green-yellow	
一字螺丝刀规格（刀厚x刀宽） Slotted screwdriver size (Blade thickness x Width) mm	0.6X3.5		0.6X3.5	
附件 Accessories				
插拔式桥接件（2-10P） Plug-in bridge（2-10P）	DFB4		/	
端板 End cover	D-DS4		D-DS4	
标记号（顶部） Marker（Top）	ZB6		ZB6	
标记号（侧边） Marker（Side）	ZK6		ZK6	
DIN轨道 DIN rail	NS35/7.5 & NS35/15（钢和铝合金材质可选） NS35/7.5 & NS35/15（Steel and Aluminium alloy are optional）		NS35/7.5 & NS35/15（钢和铝合金材质可选） NS35/7.5 & NS35/15（Steel and Aluminium alloy are optional）	
终端固定件 End stopper	E-WS&E-PC&E-MK		E-WS&E-PC&E-MK	

直插式连接技术
Push-in connection technology

直通式、多导线、多层和接地端子

Feed-through, multi-conductor, multi-level, and ground terminal blocks

注：附件以及操作说明详见15页
Notes: For additional accessories and operating instruction, see page 15.





	DS 4-TW		DS 4-TW-PE	
	cULus CE EAC RoHS REACH		cULus CE EAC RoHS REACH	
尺寸 Dimension				
厚度/长度/高度(NS35/7.5&NS35/15) Width/Length/Height(NS35/7.5&NS35/15) mm	6.2/66.5/36.8(44.3)		6.2/66.5/36.8(44.3)	
电气参数 Electrical Parameter	IEC IEC60947-7-1	UL UL1059	IEC IEC60947-7-2	UL UL1059
额定电压 Rated voltage V	800	600	/	/
额定电流 Rated current A	32	30	/	/
额定线径 Wire range mm^2/AWG	0.2-6	24-10	0.2-6	24-10
额定冲击电压/污染等级 Rated surge voltage/Degree of pollution KV/-	8/3		8/3	
过压类别/绝缘材料组别 Overvoltage category/Insulation material group -/-	III / I		III / I	
接线容量 Connection capacity	刚性 Solid / 柔性 Stranded	冷压头 (不带/带塑料套管) Ferrule (with and without plastic sleeve)	刚性 Solid / 柔性 Stranded	冷压头 (不带/带塑料套管) Ferrule (with and without plastic sleeve)
1根线 1 conductor mm^2	0.2-6 / 0.2-4	0.2-4 / 0.2-4	0.2-6 / 0.2-4	0.2-4 / 0.2-4
两根带TWIN冷压头的柔性导线 2 conductors with same cross section, stranded, TWIN ferrules with plastic sleeve mm^2	— / —	— / 0.5-1	— / —	— / 0.5-1
一般信息 General information				
绝缘材质/阻燃等级（符合UL94） Insulation material/Flammability rating(according to UL 94)	PA/V0		PA/V0	
工作温度 Operation temperature ℃（℉）	-40(-40)~105(221)		-40(-40)~105(221)	
剥线长度 Stripping length mm	10-12		10-12	
颜色 Color	灰色（可根据客户需求定制） Gray (customization demand is available)		黄绿混色 Green-yellow	
一字螺丝刀规格（刀厚x刀宽） Slotted screwdriver size (Blade thickness x Width) mm	0.6x3.5		0.6x3.5	
附件 Accessories				
插拔式桥接件（2-10P） Plug-in bridge (2-10P)	DFB4		/	
端板 End cover	D-DS4-TW		D-DS4-TW	
标记号（顶部） Marker (Top)	ZB6		ZB6	
标记号（侧边） Marker (Side)	ZK6		ZK6	
DIN轨道 DIN rail	NS35/7.5 & NS35/15（钢和铝合金材质可选） NS35/7.5 & NS35/15 (Steel and Aluminium alloy are optional)		NS35/7.5 & NS35/15（钢和铝合金材质可选） NS35/7.5 & NS35/15 (Steel and Aluminium alloy are optional)	
终端固定件 End stopper	E-WS&E-PC&E-MK		E-WS&E-PC&E-MK	

直插式连接技术
Push-in connection technology

直通式、多导线、多层和接地端子

Feed-through, multi-conductor, multi-level, and ground terminal blocks

注：附件以及操作说明详见15页
Notes: For additional accessories and operating instruction, see page 15.



	DS4-QU		DS 4-QU-PE	
	cULus CE EAC RoHS REACH		cULus CE EAC RoHS REACH	
尺寸 Dimension				
厚度/长度/高度(NS35/7.5&NS35/15) Width/Length/Height(NS35/7.5&NS35/15) mm	6.2/77/36.8(44.3)		6.2/77/36.8(44.3)	
电气参数 Electrical Parameter	IEC IEC60947-7-1	UL UL1059	IEC IEC60947-7-2	UL UL1059
额定电压 Rated voltage V	800	600	/	/
额定电流 Rated current A	32	30	/	/
额定线径 Wire range mm^2/AWG	0.2-6	24-10	0.2-6	24-10
额定冲击电压/污染等级 Rated surge voltage/Degree of pollution KV/-	8/3		8/3	
过压类别/绝缘材料组别 Overvoltage category/Insulation material group -/-	III / I		III / I	
接线容量 Connection capacity	刚性 Solid / 柔性 Stranded	冷压头 (不带/带塑料套管) Ferrule (with and without plastic sleeve)	刚性 Solid / 柔性 Stranded	冷压头 (不带/带塑料套管) Ferrule (with and without plastic sleeve)
1根线 1 conductor mm^2	0.2-6 / 0.2-4	0.2-4 / 0.2-4	0.2-6 / 0.2-4	0.2-4 / 0.2-4
两根带TWIN冷压头的柔性导线 2 conductors with same cross section, stranded, TWIN ferrules with plastic sleeve mm^2	— / —	— / 0.5-1	— / —	— / 0.5-1
一般信息 General information				
绝缘材质/阻燃等级（符合UL94） Insulation material/Flammability rating(according to UL 94)	PA/V0		PA/V0	
工作温度 Operation temperature ℃（℉）	-40(-40)~105(221)		-40(-40)~105(221)	
剥线长度 Stripping length mm	10-12		10-12	
颜色 Color	灰色（可根据客户需求定制） Gray (customization demand is available)		黄绿混色 Green-yellow	
一字螺丝刀规格（刀厚x刀宽） Slotted screwdriver size (Blade thickness x Width) mm	0.6x3.5		0.6x3.5	
附件 Accessories				
插拔式桥接件（2-10P） Plug-in bridge (2-10P)	DFB4		/	
端板 End cover	D-DS4-QU		D-DS4-QU	
标记号（顶部） Marker (Top)	ZB6		ZB6	
标记号（侧边） Marker (Side)	ZK6		ZK6	
DIN轨道 DIN rail	NS35/7.5 & NS35/15（钢和铝合金材质可选） NS35/7.5 & NS35/15 (Steel and Aluminium alloy are optional)		NS35/7.5 & NS35/15（钢和铝合金材质可选） NS35/7.5 & NS35/15 (Steel and Aluminium alloy are optional)	
终端固定件 End stopper	E-WS&E-PC&E-MK		E-WS&E-PC&E-MK	

直插式连接技术

Push-in connection technology

直通式、多导线、多层和接地端子

Feed-through, multi-conductor, multi-level, and ground terminal blocks

注：附件以及操作说明详见15页

Notes: For additional accessories and operating instruction, see page 15.





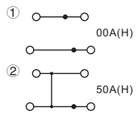

DSKK 4

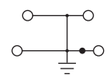

DSKK 4-PE

c UL us CE EAC RoHS REACH

尺寸 Dimension								
厚度/长度/高度(NS35/7.5&NS35/15) Width/Length/Height(NS35/7.5&NS35/15)	mm	6.2/83.5/48.75(56.25)				6.2/83.5/48.75(56.25)			
电气参数 Electrical Parameter		IEC IEC60947-7-1		UL UL1059		IEC IEC60947-7-2		UL UL1059	
额定电压 Rated voltage	V	500		600		/		/	
额定电流 Rated current	A	32		28		/		/	
额定线径 Wire range	mm^2/AWG	0.2-6		24-10		0.2-6		24-10	
额定冲击电压/污染等级 Rated surge voltage/Degree of pollution	KV/-	6/3				6/3			
过压类别/绝缘材料组别 Overvoltage category/Insulation material group	-/-	III / I				III / I			
接线容量 Connection capacity		刚性 Solid	柔性 Stranded	冷压头 (不带/带塑料套管) Ferrule (with and without plastic sleeve)		刚性 Solid	柔性 Stranded	冷压头 (不带/带塑料套管) Ferrule (with and without plastic sleeve)	
1根线 1 conductor	mm^2	0.2-6	0.2-4	0.2-4	0.2-4	0.2-6	0.2-4	0.2-4	0.2-4
两根带TWIN冷压头的柔性导线 2 conductors with same cross section, stranded, TWIN ferrules with plastic sleeve	mm^2	—	—	—	0.5-1	—	—	—	0.5-1
一般信息 General information									
绝缘材质/阻燃等级（符合UL94） Insulation material/Flammability rating(according to UL 94)		PA/V0				PA/V0			
工作温度 Operation temperature	℃（℉）	-40(-40)~105(221)				-40(-40)~105(221)			
剥线长度 Stripping length	mm	11-13				11-13			
颜色 Color		灰色（可根据客户需求定制） Gray (customization demand is available)				黄绿混色 Green-yellow			
一字螺丝刀规格（刀厚x刀宽） Slotted screwdriver size (Blade thickness x Width)	mm	0.6x3.5				0.6x3.5			
附件 Accessories									
插拔式桥接件（2-10P） Plug-in bridge (2-10P)		DFB4				DFB4			
端板 End cover		D-DSKK4				D-DSKK4			
标记号（顶部） Marker (Top)		/				/			
标记号（侧边） Marker (Side)		ZK6				ZK6			
DIN轨道 DIN rail		NS35/7.5 & NS35/15（钢和铝合金材质可选） NS35/7.5 & NS35/15 (Steel and Aluminium alloy are optional)				NS35/7.5 & NS35/15（钢和铝合金材质可选） NS35/7.5 & NS35/15 (Steel and Aluminium alloy are optional)			
终端固定件 End stopper		E-WS&E-PC&E-MK				E-WS&E-PC&E-MK			

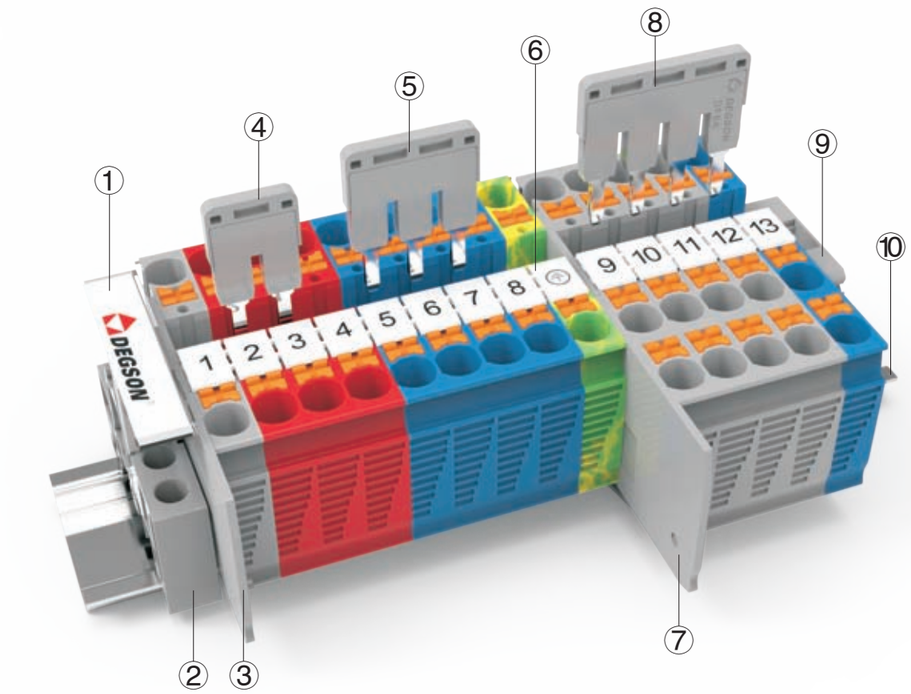

描述 Description	品名 Part No.	备注 Remark
① 端子板标记 Terminal strip marker carrier	DLM2-01P-17-00A(H)	适用于E-PC，用于标记 Suitable for E-PC, use for marking
② 终端固定件 End stopper	E-PC-01P-11-1000A(H)	用于NS35轨道产品固定 Fixing products on NS35 DIN rail
③ 端板 End cover	D-DS6-01P-11-00A(H)	用于DS6/DS6-PE产品的端板 End cover is used for DS6&DS6-PE
④ 插入式桥接件 Plug-in bridge	DFB6-02P-11-00A(H)	02P适用于DS6系列桥接件 02P bridge, use for DS6 series
⑤ 插入式桥接件 Plug-in bridge	DFB6-03P-11-00A(H)	03P适用于DS6系列桥接件 03P bridge, use for DS6 series
⑥ 标记条 Marker	ZB8-10P-19-00A(H)	用于DS6系列顶部的标记条 Marker is used for the top of DS6 series
⑦ 端板 End cover	D-DS6-TW-01P-11-00A(H)	用于DS6-TW/DS6-TW-PE产品端板 End cover is used for DS6-TW&DS6-TW-PE
⑧ 插入式桥接件 Plug-in bridge	DFB6-04P-11-00A(H)	04P适用于DS6系列桥接件 04P bridge, use for DS6 series
⑨ 终端固定件 End stopper	E-WS-01P-11-00A(H)	用于NS35轨道产品固定 Fixing products on NS35 DIN rail
⑩ 轨道条 DIN rail	NS35/7.5-0150-00A(H)	轨道条 NS35 DIN rail

电路图 Circuit diagram

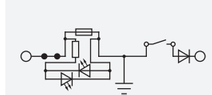

○ 接线接点 Connection point for wiring	保险丝连接 Fuse connection	分断连接 Disconnecting
• 桥接连接点 Connection point for bridging	电阻连接 Resistance connection	· 电路连接点 Circuit connection point
LED灯连接 LED light connection	接地连接 Grounding connection	二极管连接 Diode connection

直插式连接技术
Push-in connection technology

直通式、多导线和接地端子

Feed-through, multi-conductor and ground terminal blocks

注：附件以及操作说明详见20页

Notes: For additional accessories and operating instruction, see page 20.







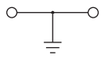

	DS 6		DS 6-PE	
	cULus CE EAC RoHS REACH		cULus CE EAC RoHS REACH	
尺寸 Dimension				
厚度/长度/高度(NS35/7.5&NS35/15) Width/Length/Height(NS35/7.5&NS35/15) mm	8.2/58/43.5(51)		8.2/58/43.5(51)	
电气参数 Electrical Parameter	IEC IEC60947-7-1	UL UL1059	IEC IEC60947-7-2	UL UL1059
额定电压 Rated voltage V	1000	600	/	/
额定电流 Rated current A	41	40	/	/
额定线径 Wire range mm^2/AWG	0.5-10	20-8	0.5-10	20-8
额定冲击电压/污染等级 Rated surge voltage/Degree of pollution KV/-	8/3		8/3	
过压类别/绝缘材料组别 Overvoltage category/Insulation material group -/-	III / I		III / I	
接线容量 Connection capacity	刚性 Solid / 柔性 Stranded	冷压头 (不带/带塑料套管) Ferrule (with and without plastic sleeve)	刚性 Solid / 柔性 Stranded	冷压头 (不带/带塑料套管) Ferrule (with and without plastic sleeve)
1根线 1 conductor mm^2	0.5-10 / 0.5-10	0.5-6 / 0.5-6	0.5-10 / 0.5-10	0.5-6 / 0.5-6
两根带TWIN冷压头的柔性导线 2 conductors with same cross section, stranded, TWIN ferrules with plastic sleeve mm^2	— / —	— / 0.5-1.5	— / —	— / 0.5-1.5
一般信息 General information				
绝缘材质/阻燃等级（符合UL94） Insulation material/Flammability rating(according to UL 94)	PA/V0		PA/V0	
工作温度 Operation temperature ℃（℉）	-40(-40)~105(221)		-40(-40)~105(221)	
剥线长度 Stripping length mm	10-12		10-12	
颜色 Color	灰色（可根据客户需求定制） Gray（customization demand is available）		黄绿混色 Green-yellow	
一字螺丝刀规格（刀厚x刀宽） Slotted screwdriver size (Blade thickness x Width) mm	0.8x4		0.8x4	
附件 Accessories				
插拔式桥接件（2-10P） Plug-in bridge（2-10P）	DFB6		/	
端板 End cover	D-DS6		D-DS6	
标记号（顶部） Marker（Top）	ZB8		ZB8	
标记号（侧边） Marker（Side）	/		/	
DIN轨道 DIN rail	NS35/7.5 & NS35/15（钢和铝合金材质可选） NS35/7.5 & NS35/15（Steel and Aluminium alloy are optional）		NS35/7.5 & NS35/15（钢和铝合金材质可选） NS35/7.5 & NS35/15（Steel and Aluminium alloy are optional）	
终端固定件 End stopper	E-WS&E-PC&E-MK		E-WS&E-PC&E-MK	

直插式连接技术
Push-in connection technology

直通式、多导线和接地端子

Feed-through, multi-conductor and ground terminal blocks

注：附件以及操作说明详见20页

Notes: For additional accessories and operating instruction, see page 20.





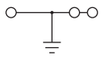

	DS 6-TW		DS 6-TW-PE	
	CE EAC RoHS REACH			
尺寸 Dimension				
厚度/长度/高度(NS35/7.5&NS35/15) Width/Length/Height(NS35/7.5&NS35/15) mm	8.2/74.2/43.5(51)		8.2/74.2/43.5(51)	
电气参数 Electrical Parameter	IEC IEC60947-7-1	UL UL1059	IEC IEC60947-7-2	UL UL1059
额定电压 Rated voltage V	1000	600	/	/
额定电流 Rated current A	41	40	/	/
额定线径 Wire range mm^2/AWG	0.5-10	20-8	0.5-10	20-8
额定冲击电压/污染等级 Rated surge voltage/Degree of pollution KV/-	8/3		8/3	
过压类别/绝缘材料组别 Overvoltage category/Insulation material group -/-	III / I		III / I	
接线容量 Connection capacity	刚性 Solid / 柔性 Stranded	冷压头 (不带/带塑料套管) Ferrule (with and without plastic sleeve)	刚性 Solid / 柔性 Stranded	冷压头 (不带/带塑料套管) Ferrule (with and without plastic sleeve)
1根线 1 conductor mm^2	0.5-10 / 0.5-10	0.5-6 / 0.5-6	0.5-10 / 0.5-6	0.5-6 / 0.5-6
两根带TWIN冷压头的柔性导线 2 conductors with same cross section, stranded, TWIN ferrules with plastic sleeve mm^2	— / —	— / 0.5-1.5	— / —	— / 0.5-1.5
一般信息 General information				
绝缘材质/阻燃等级（符合UL94） Insulation material/Flammability rating(according to UL 94)	PA/V0		PA/V0	
工作温度 Operation temperature ℃（℉）	-40(-40)~105(221)		-40(-40)~105(221)	
剥线长度 Stripping length mm	10-12		10-12	
颜色 Color	灰色（可根据客户需求定制） Gray（customization demand is available）		黄绿混色 Green-yellow	
一字螺丝刀规格（刀厚x刀宽） Slotted screwdriver size (Blade thickness x Width) mm	0.8x4		0.8x4	
附件 Accessories				
插拔式桥接件（2-10P） Plug-in bridge（2-10P）	DFB6		/	
端板 End cover	D-DS6-TW		D-DS6-TW	
标记号（顶部） Marker（Top）	ZB8		ZB8	
标记号（侧边） Marker（Side）	/		/	
DIN轨道 DIN rail	NS35/7.5 & NS35/15（钢和铝合金材质可选） NS35/7.5 & NS35/15（Steel and Aluminium alloy are optional）		NS35/7.5 & NS35/15（钢和铝合金材质可选） NS35/7.5 & NS35/15（Steel and Aluminium alloy are optional）	
终端固定件 End stopper	E-WS&E-PC&E-MK		E-WS&E-PC&E-MK	

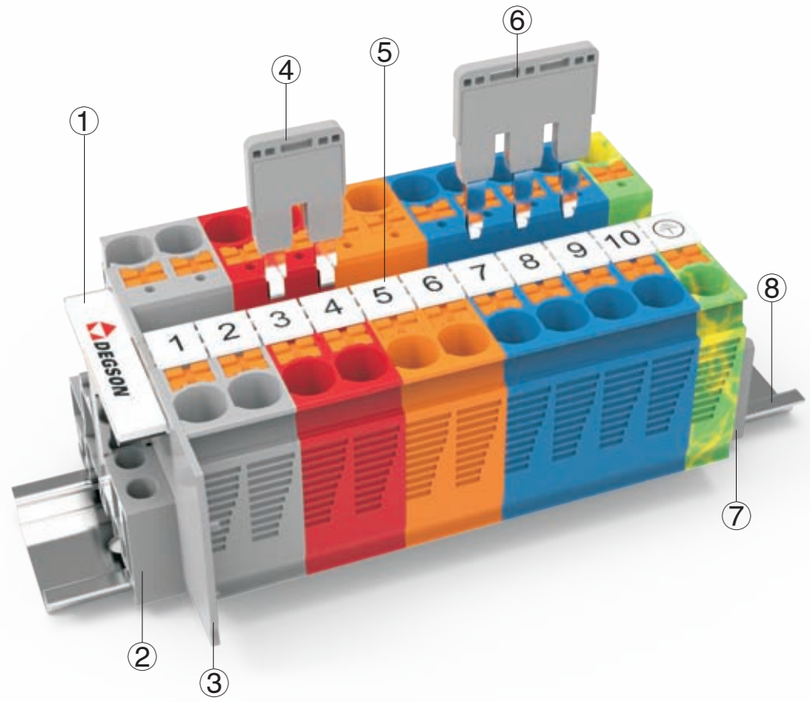

描述 Description	品名 Part No.	备注 Remark
① 端子板标记 Terminal strip marker carrier	DLM2-01P-17-00A(H)	适用于E-PC，用于标记 Suitable for E-PC, use for marking
② 终端固定件 End stopper	E-PC-01P-11-1000A(H)	用于NS35轨道产品固定 Fixing products on NS35 DIN rail
③ 端板 End cover	D-DS10-01P-11-00A(H)	用于DS10/DS10-PE产品的端板 End cover is used for DS10&DS10-PE
④ 插入式桥接件 Plug-in bridge	DFB10-02P-11-00A(H)	02P适用于DS10系列桥接件 02P bridge, use for DS10 series
⑤ 标记条 Marker	ZB10-10P-19-00A(H)	用于DS10系列顶部的标记条 Marker is used for the top of DS10 series
⑥ 插入式桥接件 Plug-in bridge	DFB10-03P-11-00A(H)	03P适用于DS10系列桥接件 03P bridge, use for DS10 series
⑦ 终端固定件 End stopper	E-WS-01P-11-00A(H)	用于NS35轨道产品固定 Fixing products on NS35 DIN rail
⑧ 轨道条 DIN rail	NS35/7.5-0150-00A(H)	轨道条 NS35 DIN rail

电路图 Circuit diagram

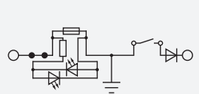

接线接点 Connection point for wiring	保险丝连接 Fuse connection	分断连接 Disconnecting
桥接连接点 Connection point for bridging	电阻连接 Resistance connection	电路连接点 Circuit connection point
LED灯连接 LED light connection	接地连接 Grounding connection	二极管连接 Diode connection

直插式连接技术
Push-in connection technology

直通式、多导线和接地端子
Feed-through, multi-conductor and ground terminal blocks

注：附件以及操作说明详见23页
Notes: For additional accessories and operating instruction, see page 23.



	DS 10		DS 10-PE	
	cULus CE EAC RoHS REACH		cULus CE EAC RoHS REACH	
尺寸 Dimension				
厚度/长度/高度(NS35/7.5&NS35/15) Width/Length/Height(NS35/7.5&NS35/15) mm	10.2/67.7/51.1(58.6)		10.2/67.7/51.1(58.6)	
电气参数 Electrical Parameter	IEC IEC60947-7-1	UL UL1059	IEC IEC60947-7-2	UL UL1059
额定电压 Rated voltage V	1000	600	/	/
额定电流 Rated current A	57	60	/	/
额定线径 Wire range mm^2/AWG	0.5-16	20-6	0.5-16	20-6
额定冲击电压/污染等级 Rated surge voltage/Degree of pollution KV/-	8/3		8/3	
过压类别/绝缘材料组别 Overvoltage category/Insulation material group -/-	III / I		III / I	
接线容量 Connection capacity	刚性 Solid / 柔性 Stranded / 冷压头 (不带/带塑料套管) Ferrule (with and without plastic sleeve)		刚性 Solid / 柔性 Stranded / 冷压头 (不带/带塑料套管) Ferrule (with and without plastic sleeve)	
1根线 1 conductor mm^2	0.5-16 / 0.5-16 / 0.5-10 / 0.5-10		0.5-16 / 0.5-16 / 0.5-10 / 0.5-10	
两根带TWIN冷压头的柔性导线 2 conductors with same cross section, stranded, TWIN ferrules with plastic sleeve mm^2	— / — / — / 1.5-4		— / — / — / 1.5-4	
一般信息 General information				
绝缘材质/阻燃等级（符合UL94） Insulation material/Flammability rating(according to UL 94)	PA/V0		PA/V0	
工作温度 Operation temperature ℃（℉）	-40(-40)~105(221)		-40(-40)~105(221)	
剥线长度 Stripping length mm	16-18		16-18	
颜色 Color	灰色（可根据客户需求定制） Gray（customization demand is available）		黄绿混色 Green-yellow	
一字螺丝刀规格（刀厚x刀宽） Slotted screwdriver size (Blade thickness x Width) mm	1x5.5		1x5.5	
附件 Accessories				
插拔式桥接件（2-10P） Plug-in bridge（2-10P）	DFB10		/	
端板 End cover	D-DS10		D-DS10	
标记号（顶部） Marker（Top）	ZB10		ZB10	
标记号（侧边） Marker（Side）	/		/	
DIN轨道 DIN rail	NS35/7.5 & NS35/15（钢和铝合金材质可选） NS35/7.5 & NS35/15（Steel and Aluminium alloy are optional）		NS35/7.5 & NS35/15（钢和铝合金材质可选） NS35/7.5 & NS35/15（Steel and Aluminium alloy are optional）	
终端固定件 End stopper	E-WS&E-PC&E-MK		E-WS&E-PC&E-MK	



描述 Description	品名 Part No.	备注 Remark
① 端子板标记 Terminal strip marker carrier	DLM2-01P-17-00A(H)	适用于E-PC，用于标记 Suitable for E-PC, use for marking
② 终端固定件 End stopper	E-PC-01P-11-1000A(H)	用于NS35轨道产品固定 Fixing products on NS35 DIN rail
③ 端板 End cover	D-DS16-01P-11-00A(H)	用于DS16/DS16-PE产品的端板 End cover is used for DS16&DS16-PE
④ 标记条 Marker	ZT12-10P-19-00A(H)	用于DS16系列顶部的标记条 Marker is used for the top of DS16 series
⑤ 终端固定件 End stopper	E-WS-01P-11-00A(H)	用于NS35轨道产品固定 Fixing products on NS35 DIN rail
⑥ 轨道条 DIN rail	NS35/7.5-0150-00A(H)	NS35轨道条 NS35 DIN rail

电路图 Circuit diagram

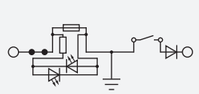

接线接点 Connection point for wiring	保险丝连接 Fuse connection	分断连接 Disconnecting
桥接连接点 Connection point for bridging	电阻连接 Resistance connection	电路连接点 Circuit connection point
LED灯连接 LED light connection	接地连接 Grounding connection	二极管连接 Diode connection

直插式连接技术
Push-in connection technology

直通式和接地端子
Feed-through and ground terminal blocks

注：附件以及操作说明详见25页
Notes: For additional accessories and operating instruction, see page 25.



	DS 16		DS 16-PE	
	CE EAC RoHS REACH		CE EAC RoHS REACH	
尺寸 Dimension				
厚度/长度/高度(NS35/7.5&NS35/15) Width/Length/Height(NS35/7.5&NS35/15) mm	12.2/75.4/53.26(60.76)		12.2/75.4/53.26(60.76)	
电气参数 Electrical Parameter	IEC IEC60947-7-1	UL UL1059	IEC IEC60947-7-2	UL UL1059
额定电压 Rated voltage V	1000	600	/	/
额定电流 Rated current A	76	85	/	/
额定线径 Wire range mm^2/AWG	0.5-25	20-4	0.5-25	20-4
额定冲击电压/污染等级 Rated surge voltage/Degree of pollution KV/-	8/3		8/3	
过压类别/绝缘材料组别 Overvoltage category/Insulation material group -/-	III / I		III / I	
接线容量 Connection capacity	刚性 Solid	柔性 Stranded	冷压头 (不带/带塑料套管) Ferrule (with and without plastic sleeve)	
1根线 1 conductor mm^2	0.5-25	0.5-16	0.5-16	0.5-16
两根带TWIN冷压头的柔性导线 2 conductors with same cross section, stranded, TWIN ferrules with plastic sleeve mm^2	—	—	—	1.5-4
一般信息 General information				
绝缘材质/阻燃等级（符合UL94） Insulation material/Flammability rating(according to UL 94)	PA/V0		PA/V0	
工作温度 Operation temperature ℃（℉）	-40(-40)~105(221)		-40(-40)~105(221)	
剥线长度 Stripping length mm	18		18	
颜色 Color	灰色（可根据客户需求定制） Gray（customization demand is available）		黄绿混色 Green-yellow	
一字螺丝刀规格（刀厚x刀宽） Slotted screwdriver size (Blade thickness x Width) mm	1x5.5		1x5.5	
附件 Accessories				
端板 End cover	D-DS16		D-DS16	
标记号（顶部） Marker（Top）	ZT12		ZT12	
DIN轨道 DIN rail	NS35/7.5 & NS35/15（钢和铝合金材质可选） NS35/7.5 & NS35/15（Steel and Aluminium alloy are optional）		NS35/7.5 & NS35/15（钢和铝合金材质可选） NS35/7.5 & NS35/15（Steel and Aluminium alloy are optional）	
终端固定件 End stopper	E-WS&E-PC&E-MK		E-WS&E-PC&E-MK	

WS笼式弹簧压线结构
WS spring-cage structure

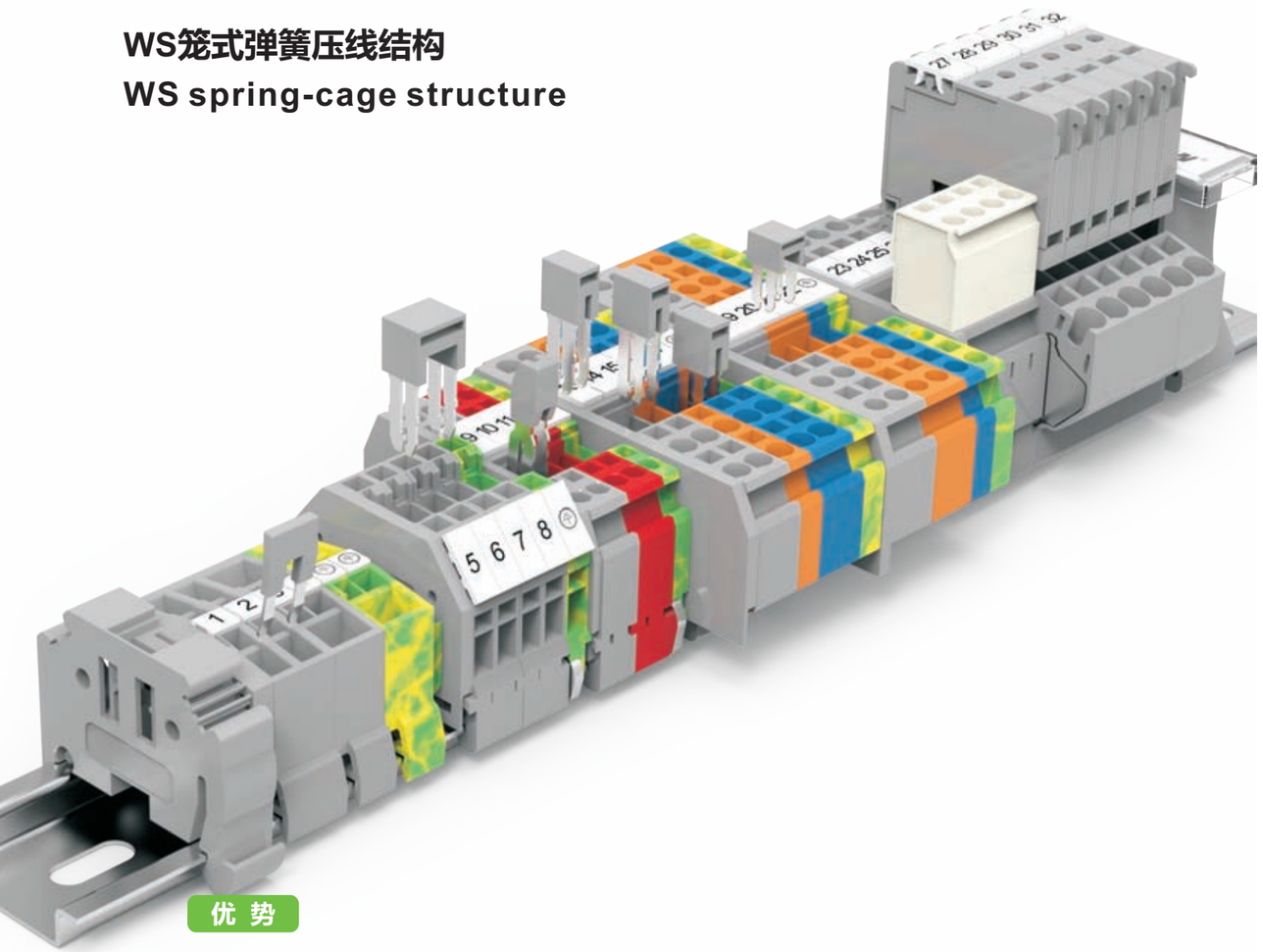

优 势

- 回拉式连接技术，良好的抗震性能。
- 使用普通一字螺丝刀，即可轻松接线和取线。
- 特有的插拔式桥接件，电路连接效率高。
- 完善的产品线，可满足不同客户需求。
- 可匹配标记条，避免导线误插。

Feature

- Spring-cage connection technology with excellent anti-vibration.
- Just use a common slotted screwdriver to realize wire connection and release.
- Unique pluggable jumper, high circuit connection efficiency.
- It has a complete product line to meet different customer needs.
- Optional marker to avoid wire mis-inserting.









WS回拉式连接技术接线端子，采用进口不锈钢弹片，特有的生产工艺能保证极佳的回弹性和接线的抗震动性。高精度铜合金导电体，使得温升值最低，确保连接可靠安全。PA66的塑件原材料可以满足-40℃到105℃的工作环境，另外WS系列导轨产品均符合UL94 V0阻燃等级。

回拉式弹片机构设计使得接线效率较比螺钉式有所提高，单股线或者冷压头处理的多股软线仅需要一字螺丝刀进出线。

The WS spring-cage connection technology terminal block adopts imported stainless steel spring, and the unique production process can ensure excellent resilience and vibration resistance of the wiring. High-precision copper alloy conductors provide the lowest temperature rise, ensuring reliable and safe connections. PA66's plastic parts can meet the working environment of -40℃ to 105℃, and all WS series of din rail products are in line with UL94 V0 flame retardant grade.

The spring-cage structure design makes the wiring efficiency higher than screw type. People just use a slotted screwdriver to connect solid wire or stranded wire processed by terminals.

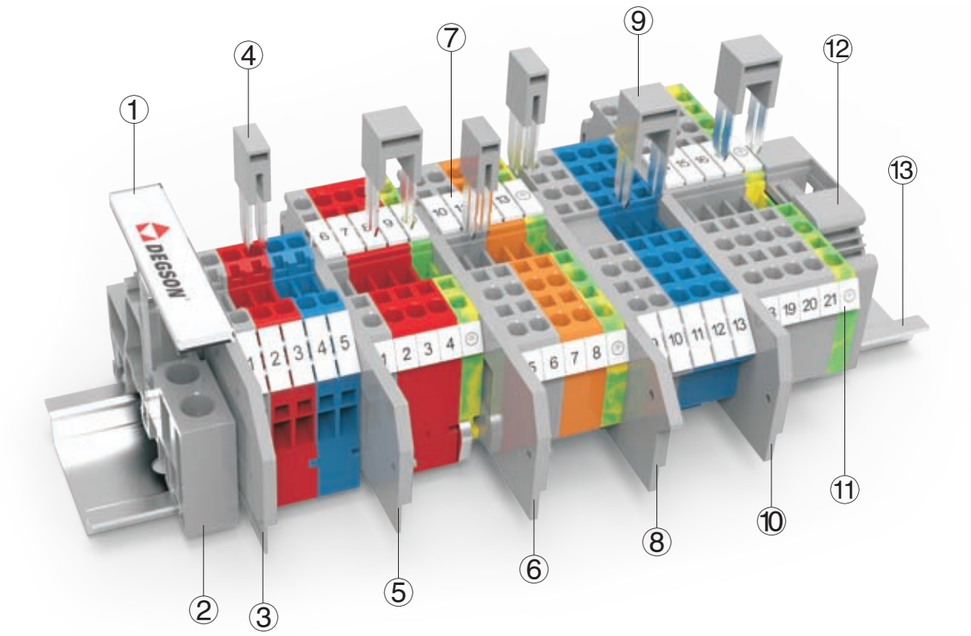

描述 Description	品名 Part No.	备注 Remark
① 端子板标记 Terminal strip marker carrier	DLM2-01P-17-00A(H)	适用于E-PC，用于标记 Suitable for E-PC, use for marking
② 终端固定件 End stopper	E-PC-01P-11-1000A(H)	用于NS35轨道产品固定 Fixing products on NS35 DIN rail
③ 端板 End cover	D-WS1.5-SD-01P-11-00A(H)	用于WS1.5-SD产品的端板 End cover is used for WS1.5-SD
④ 相邻跨接件 Adjacent jumper	WFA1.5-01P-11-00A(H)	02P适用于WS1.5系列桥接件 02P bridge, use for WS1.5 series
⑤ 端板 End cover	D-WS1.5-01P-11-00A(H)	用于WS1.5/WS1.5-PE产品端板 End cover is used for WS1.5&WS1.5-PE
⑥ 端板 End cover	D-WS1.5-TW-01P-11-00A(H)	用于WS1.5-TW/WS1.5-TW-PE产品端板 End cover is used for WS1.5-TW&WS1.5-TW-PE
⑦ 标记条 Marker	ZB4-10P-19-00A(H)	用于WS1.5系列顶部的标记条 Marker is used for the top of WS1.5 series
⑧ 端板 End cover	D-WS1.5-QU-01P-11-100A(H)	用于WS1.5-QU-100A(H)产品端板 End cover is used for WS1.5-QU-100A(H)
⑨ 间隔跨接件 Alternate jumper	WFB1.5-01P-11-00A(H)	02P适用于WS1.5系列桥接件 02P bridge, use for WS1.5 series
⑩ 端板 End cover	D-WS1.5-QU-01P-11-00A(H)	用于WS1.5-QU-100A(H)产品端板 End cover is used for WS1.5-QU-100A(H)
⑪ 标记条 Marker	DEK4-50P-19-00A(H)	用于WS1.5系列侧边的标记条 Marker is used for the side of WS1.5 series
⑫ 终端固定件 End stopper	E-WS-01P-11-00A(H)	用于NS35轨道产品固定 Fixing products on NS35 DIN rail
⑬ 轨道条 DIN rail	NS35/7.5-0150-00A(H)	NS35轨道条 NS35 DIN rail

电路图 Circuit diagram

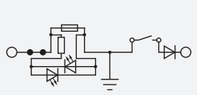

接线接点 Connection point for wiring	保险丝连接 Fuse connection	分断连接 Disconnecting
桥接连接点 Connection point for bridging	电阻连接 Resistance connection	电路连接点 Circuit connection point
LED灯连接 LED light connection	接地连接 Grounding connection	二极管连接 Diode connection

回拉式连接技术

Spring-cage connection technology

直通式、多导线和接地端子

Feed-through, multi-conductor and ground terminal blocks

注：附件以及操作说明详见29页

Notes: For additional accessories and operating instruction, see page 29.



	WS 1.5				WS 1.5-PE			
	cULus CE EAC RoHS REACH				CE EAC RoHS REACH			
尺寸 Dimension								
厚度/长度/高度(NS35/7.5&NS35/15) Width/Length/Height(NS35/7.5&NS35/15) mm	4/51.8/34.55(42.05)				4/51.8/34.55(42.05)			
电气参数 Electrical Parameter	IEC IEC60947-7-1		UL UL1059		IEC IEC60947-7-2		UL UL1059	
额定电压 Rated voltage V	800		600		/		/	
额定电流 Rated current A	18		10		/		/	
额定线径 Wire range mm^2/AWG	0.2-1.5		28-16		0.2-1.5		28-16	
额定冲击电压/污染等级 Rated surge voltage/Degree of pollution KV/-	8/3				8/3			
过压类别/绝缘材料组别 Overvoltage category/Insulation material group -/-	III / I				III / I			
接线容量 Connection capacity	刚性 Solid	柔性 Stranded	冷压头 (不带/带塑料套管) Ferrule (with and without plastic sleeve)		刚性 Solid	柔性 Stranded	冷压头 (不带/带塑料套管) Ferrule (with and without plastic sleeve)	
1根线 1 conductor mm^2	0.2-1.5	0.2-1.5	0.2-1.5	0.2-0.5	0.2-1.5	0.2-1.5	0.2-1.5	0.2-0.5
两根带TWIN冷压头的柔性导线 2 conductors with same cross section, stranded, TWIN ferrules with plastic sleeve mm^2	—	—	—	0.5	—	—	—	0.5
一般信息 General information								
绝缘材质/阻燃等级（符合UL94） Insulation material/Flammability rating(according to UL 94)	PA/V0				PA/V0			
工作温度 Operation temperature ℃（℉）	-40(-40)~105(221)				-40(-40)~105(221)			
剥线长度 Stripping length mm	8-9				8-9			
颜色 Color	灰色（可根据客户需求定制） Gray（customization demand is available）				黄绿混色 Green-yellow			
一字螺丝刀规格（刀厚x刀宽） Slotted screwdriver size (Blade thickness x Width) mm	0.4x2.5				0.4x2.5			
附件 Accessories								
相邻跨接件（2P） Adjacent jumper（2P）	WFA1.5				/			
间隔跨接件（2P） Alternate jumper（2P）	WFB1.5				/			
交错跨接件（2P） Staggered jumper（2P）	/				/			
端板 End cover	D-WS1.5				D-WS1.5			
标记号（顶部） Marker（Top）	ZB4&WB4				ZB4&WB4			
标记号（侧边） Marker（Side）	DEK4				DEK4			
警告牌 Warning cover	EEA1.5				EEA1.5			
DIN轨道 DIN rail	NS35/7.5 & NS35/15（钢和铝合金材质可选） NS35/7.5 & NS35/15（Steel and Aluminium alloy are optional）				NS35/7.5 & NS35/15（钢和铝合金材质可选） NS35/7.5 & NS35/15（Steel and Aluminium alloy are optional）			
终端固定件 End stopper	E-WS&E-PC&E-MK				E-WS&E-PC&E-MK			

回拉式连接技术

Spring-cage connection technology

直通式、多导线和接地端子

Feed-through, multi-conductor and ground terminal blocks

注：附件以及操作说明详见29页
Notes: For additional accessories and operating instruction, see page 29.



	WS 1.5-TW				WS 1.5-TW-PE			
	cULus CE EAC RoHS REACH				CE EAC RoHS REACH			
尺寸 Dimension								
厚度/长度/高度(NS35/7.5&NS35/15) Width/Length/Height(NS35/7.5&NS35/15) mm	4/62.5/34.55(42.05)				4/62.5/34.55(42.05)			
电气参数 Electrical Parameter	IEC IEC60947-7-1		UL UL1059		IEC IEC60947-7-2		UL UL1059	
额定电压 Rated voltage V	800		600		/		/	
额定电流 Rated current A	18		10		/		/	
额定线径 Wire range mm^2/AWG	0.2-1.5		28-16		0.2-1.5		28-16	
额定冲击电压/污染等级 Rated surge voltage/Degree of pollution KV/-	8/3				8/3			
过压类别/绝缘材料组别 Overvoltage category/Insulation material group -/-	III / I				III / I			
接线容量 Connection capacity	刚性 Solid	柔性 Stranded	冷压头 (不带/带塑料套管) Ferrule (with and without plastic sleeve)		刚性 Solid	柔性 Stranded	冷压头 (不带/带塑料套管) Ferrule (with and without plastic sleeve)	
1根线 1 conductor mm^2	0.2-1.5	0.2-1.5	0.2-1.5	0.2-0.5	0.2-1.5	0.2-1.5	0.2-1.5	0.2-0.5
两根带TWIN冷压头的柔性导线 2 conductors with same cross section, stranded, TWIN ferrules with plastic sleeve mm^2	—	—	—	0.5	—	—	—	0.5
一般信息 General information								
绝缘材质/阻燃等级（符合UL94） Insulation material/Flammability rating(according to UL 94)	PA/V0				PA/V0			
工作温度 Operation temperature ℃（℉）	-40(-40)~105(221)				-40(-40)~105(221)			
剥线长度 Stripping length mm	8-9				8-9			
颜色 Color	灰色（可根据客户需求定制） Gray（customization demand is available）				黄绿混色 Green-yellow			
一字螺丝刀规格（刀厚x刀宽） Slotted screwdriver size (Blade thickness x Width) mm	0.4x2.5				0.4x2.5			
附件 Accessories								
相邻跨接件（2P） Adjacent jumper（2P）	WFA1.5				/			
间隔跨接件（2P） Alternate jumper（2P）	WFB1.5				/			
交错跨接件（2P） Staggered jumper（2P）	/				/			
端板 End cover	D-WS1.5-TW				D-WS1.5-TW			
标记号（顶部） Marker（Top）	ZB4&WB4				ZB4&WB4			
标记号（侧边） Marker（Side）	DEK4				DEK4			
警告牌 Warning cover	EEA1.5				EEA1.5			
DIN轨道 DIN rail	NS35/7.5 & NS35/15（钢和铝合金材质可选） NS35/7.5 & NS35/15（Steel and Aluminium alloy are optional）				NS35/7.5 & NS35/15（钢和铝合金材质可选） NS35/7.5 & NS35/15（Steel and Aluminium alloy are optional）			
终端固定件 End stopper	E-WS&E-PC&E-MK				E-WS&E-PC&E-MK			

回拉式连接技术

Spring-cage connection technology

直通式、多导线和接地端子

Feed-through, multi-conductor and ground terminal blocks

注：附件以及操作说明详见29页
Notes: For additional accessories and operating instruction, see page 29.



	WS 1.5-QU				WS 1.5-QU-100A(H)			
	CE EAC RoHS REACH				CE EAC RoHS REACH			
尺寸 Dimension								
厚度/长度/高度(NS35/7.5&NS35/15) Width/Length/Height(NS35/7.5&NS35/15) mm	4/73/34.55(42.05)				4/68/34.55(42.05)			
电气参数 Electrical Parameter	IEC IEC60947-7-1		UL UL1059		IEC IEC60947-7-1		UL UL1059	
额定电压 Rated voltage V	800		600		800		600	
额定电流 Rated current A	18		10		18		10	
额定线径 Wire range mm^2/AWG	0.2-1.5		28-16		0.2-1.5		28-16	
额定冲击电压/污染等级 Rated surge voltage/Degree of pollution KV/-	8/3				8/3			
过压类别/绝缘材料组别 Overvoltage category/Insulation material group -/-	III / I				III / I			
接线容量 Connection capacity	刚性 Solid	柔性 Stranded	冷压头 (不带/带塑料套管) Ferrule (with and without plastic sleeve)		刚性 Solid	柔性 Stranded	冷压头 (不带/带塑料套管) Ferrule (with and without plastic sleeve)	
1根线 1 conductor mm^2	0.2-1.5	0.2-1.5	0.2-1.5	0.2-0.5	0.2-1.5	0.2-1.5	0.2-1.5	0.2-0.5
两根带TWIN冷压头的柔性导线 2 conductors with same cross section, stranded, TWIN ferrules with plastic sleeve mm^2	—	—	—	0.5	—	—	—	0.5
一般信息 General information								
绝缘材质/阻燃等级（符合UL94） Insulation material/Flammability rating(according to UL 94)	PA/V0				PA/V0			
工作温度 Operation temperature ℃（℉）	-40(-40)~105(221)				-40(-40)~105(221)			
剥线长度 Stripping length mm	8-9				8-9			
颜色 Color	灰色（可根据客户需求定制） Gray（customization demand is available）				灰色（可根据客户需求定制） Gray（customization demand is available）			
一字螺丝刀规格（刀厚x刀宽） Slotted screwdriver size (Blade thickness x Width) mm	0.4x2.5				0.4x2.5			
附件 Accessories								
相邻跨接件（2P） Adjacent jumper（2P）	WFA1.5				WFA1.5			
间隔跨接件（2P） Alternate jumper（2P）	WFB1.5				WFB1.5			
交错跨接件（2P） Staggered jumper（2P）	/				/			
端板 End cover	D-WS1.5-QU				D-WS1.5-QU			
标记号（顶部） Marker（Top）	ZB4&WB4				/			
标记号（侧边） Marker（Side）	DEK4				ZB4&WB4			
警告牌 Warning cover	EEA1.5				EEA1.5			
DIN轨道 DIN rail	NS35/7.5 & NS35/15（钢和铝合金材质可选） NS35/7.5 & NS35/15（Steel and Aluminium alloy are optional）				NS35/7.5 & NS35/15（钢和铝合金材质可选） NS35/7.5 & NS35/15（Steel and Aluminium alloy are optional）			
终端固定件 End stopper	E-WS&E-PC&E-MK				E-WS&E-PC&E-MK			

回拉式连接技术
Spring-cage connection technology

直通式、多导线和接地端子
Feed-through, multi-conductor and ground terminal blocks



注：附件以及操作说明详见29页
Notes: For additional accessories and operating instruction, see page 29.

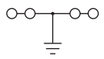

WS 1.5-QU-PE

CE EAC RoHS REACH

尺寸 Dimension		
厚度/长度/高度(NS35/7.5&NS35/15) Width/Length/Height(NS35/7.5&NS35/15)	mm	4/73/34.55(42.05)

电气参数 Electrical Parameter		IEC IEC60947-7-2	UL UL1059
额定电压 Rated voltage	V	/	/
额定电流 Rated current	A	/	/
额定线径 Wire range	mm^2/AWG	0.2-1.5	28-16
额定冲击电压/污染等级 Rated surge voltage/Degree of pollution	KV/-	8/3	
过压类别/绝缘材料组别 Overvoltage category/Insulation material group	-/-	III / I	

接线容量 Connection capacity		刚性 Solid	柔性 Stranded	冷压头 (不带/带塑料套管) Ferrule (with and without plastic sleeve)	
1根线 1 conductor	mm^2	0.2-1.5	0.2-1.5	0.2-1.5	0.2-0.5
两根带TWIN冷压头的柔性导线 2 conductors with same cross section, stranded, TWIN ferrules with plastic sleeve	mm^2	—	—	—	0.5

一般信息 General information		
绝缘材质/阻燃等级（符合UL94） Insulation material/Flammability rating(according to UL 94)		PA/V0
工作温度 Operation temperature	℃（℉）	-40(-40)~105(221)
剥线长度 Stripping length	mm	8-9
颜色 Color		黄绿混色 Green-yellow
一字螺丝刀规格（刀厚x刀宽） Slotted screwdriver size (Blade thickness x Width)	mm	0.4x2.5

附件 Accessories	
相邻跨接件（2P） Adjacent jumper（2P）	/
间隔跨接件（2P） Alternate jumper（2P）	/
交错跨接件（2P） Staggered jumper（2P）	/
端板 End cover	D-WS1.5-QU
标记号（顶部） Marker（Top）	ZB4&WB4
标记号（侧边） Marker（Side）	DEK4
警告牌 Warning cover	EEA1.5
DIN轨道 DIN rail	NS35/7.5 & NS35/15（钢和铝合金材质可选） NS35/7.5 & NS35/15（Steel and Aluminium alloy are optional）
终端固定件 End stopper	E-WS&E-PC&E-MK

回拉式连接技术
Spring-cage connection technology

元件端子
Component terminal blocks



注：附件以及操作说明详见29页
Notes: For additional accessories and operating instruction, see page 29.

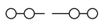

WS 1.5-QU-LD

CE EAC RoHS REACH

尺寸 Dimension		
厚度/长度/高度(NS35/7.5&NS35/15) Width/Length/Height(NS35/7.5&NS35/15)	mm	4/68/34.55(42.05)

电气参数 Electrical Parameter		IEC IEC60947-7-1	UL UL1059
额定电压 Rated voltage	V	800	600
额定电流 Rated current	A	18	10
额定线径 Wire range	mm^2/AWG	0.2-1.5	28-16
额定冲击电压/污染等级 Rated surge voltage/Degree of pollution	KV/-	8/3	
过压类别/绝缘材料组别 Overvoltage category/Insulation material group	-/-	III / I	

接线容量 Connection capacity		刚性 Solid	柔性 Stranded	冷压头 (不带/带塑料套管) Ferrule (with and without plastic sleeve)	
1根线 1 conductor	mm^2	0.2-1.5	0.2-1.5	0.2-1.5	0.2-0.5
两根带TWIN冷压头的柔性导线 2 conductors with same cross section, stranded, TWIN ferrules with plastic sleeve	mm^2	—	—	—	0.5

一般信息 General information		
绝缘材质/阻燃等级（符合UL94） Insulation material/Flammability rating(according to UL 94)		PA/V0
工作温度 Operation temperature	℃（℉）	-40(-40)~105(221)
剥线长度 Stripping length	mm	8-9
颜色 Color		灰色（可根据客户需求定制） Gray（customization demand is available）
一字螺丝刀规格（刀厚x刀宽） Slotted screwdriver size (Blade thickness x Width)	mm	0.4x2.5

附件 Accessories	
相邻跨接件（2P） Adjacent jumper（2P）	/
间隔跨接件（2P） Alternate jumper（2P）	/
交错跨接件（2P） Staggered jumper（2P）	/
端板 End cover	D-WS1.5-QU
标记号（顶部） Marker（Top）	ZB4&WB4
标记号（侧边） Marker（Side）	/
警告牌 Warning cover	EEA1.5
DIN轨道 DIN rail	NS35/7.5 & NS35/15（钢和铝合金材质可选） NS35/7.5 & NS35/15（Steel and Aluminium alloy are optional）
终端固定件 End stopper	E-WS&E-PC&E-MK

回拉式连接技术

Spring-cage connection technology

直通式、多导线和接地端子

Feed-through, multi-conductor and ground terminal blocks

注：附件以及操作说明详见29页
Notes: For additional accessories and operating instruction, see page 29.

WS 1.5-SD

CE EAC RoHS REACH

尺寸 Dimension					
厚度/长度/高度(NS35/7.5&NS35/15) Width/Length/Height(NS35/7.5&NS35/15)	mm	4/42.5/38(45.5)			
电气参数 Electrical Parameter		IEC IEC60947-7-1		UL UL1059	
额定电压 Rated voltage	V	800		600	
额定电流 Rated current	A	18		10	
额定线径 Wire range	mm^2/AWG	0.2-1.5		28-16	
额定冲击电压/污染等级 Rated surge voltage/Degree of pollution	KV/-	8/3			
过压类别/绝缘材料组别 Overvoltage category/Insulation material group	-/-	III / I			
接线容量 Connection capacity		刚性 Solid	柔性 Stranded	冷压头 (不带/带塑料套管) Ferrule (with and without plastic sleeve)	
1根线 1 conductor	mm^2	0.2-1.5	0.2-1.5	0.2-1.5	0.2-0.5
两根带TWIN冷压头的柔性导线 2 conductors with same cross section, stranded, TWIN ferrules with plastic sleeve	mm^2	—	—	—	0.5
一般信息 General information					
绝缘材质/阻燃等级（符合UL94） Insulation material/Flammability rating(according to UL 94)		PA/V0			
工作温度 Operation temperature	℃（℉）	-40(-40)~105(221)			
剥线长度 Stripping length	mm	8-9			
颜色 Color		灰色（可根据客户需求定制） Gray（customization demand is available）			
一字螺丝刀规格（刀厚x刀宽） Slotted screwdriver size (Blade thickness x Width)	mm	0.4x2.5			
附件 Accessories					
相邻跨接件（2P） Adjacent jumper（2P）		/			
间隔跨接件（2P） Alternate jumper（2P）		/			
交错跨接件（2P） Staggered jumper（2P）		/			
端板 End cover		D-WS1.5-SD			
标记号（顶部） Marker（Top）		/			
标记号（侧边） Marker（Side）		ZB4&WB4			
警告牌 Warning cover		EEA1.5			
DIN轨道 DIN rail		NS35/7.5 & NS35/15（钢和铝合金材质可选） NS35/7.5 & NS35/15（Steel and Aluminium alloy are optional）			
终端固定件 End stopper		E-WS&E-PC&E-MK			



描述 Description	品名 Part No.	备注 Remark
① 端板 End cover	D-WS1.5-DB-01P-11-00A(H)	用于WS1.5-DB/WS1.5T-DB产品的端板 End cover is used for WS1.5-DB/WS1.5T-DB
② 纸标签 Paper label	/	用于WS1.5-DB-11A/WS1.5T-DB-11A侧边的标记条 Marker is used for the side of WS1.5-DB-11A/WS1.5T-DB-11A
③ 带螺丝固定脚 Mounting foot with screw;	WHH-WS1.5-DB-01P-11-00A(H)	用于NS35轨道条，通过固定法兰固定端子 For DIN35, can be screwed on terminal blocks with mounting flange
④ 标记条 Marker	DEK4-50P-19-00A(H)	用于WS1.5-DB/WS1.5T-DB侧边的标记条 Marker is used for the side of WS1.5-DB/WS1.5T-DB
⑤ 轨道条 DIN rail	NS35/7.5-0150-00A(H)	NS35轨道条 NS35 DIN rail

电路图 Circuit diagram

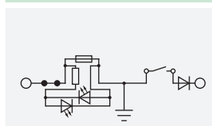

接线接点 Connection point for wiring	保险丝连接 Fuse connection	分断连接 Disconnecting
桥接连接点 Connection point for bridging	电阻连接 Resistance connection	电路连接点 Circuit connection point
LED灯连接 LED light connection	接地连接 Grounding connection	二极管连接 Diode connection

回拉式连接技术

Spring-cage connection technology

直通式、多导线和接地端子

Feed-through, multi-conductor and ground terminal blocks

注：附件以及操作说明详见36页
Notes: For additional accessories and operating instruction, see page 36.





		WS 1.5-DB		WS 1.5-DB-11A(H)	
		c UL us, CE, EAC, RoHS, REACH		c UL us, CE, EAC, RoHS, REACH	
尺寸 Dimension					
厚度/长度/高度 Width/Length/Height	mm	5/25/17		5/21.5/17	
电气参数 Electrical Parameter		IEC IEC60947-7-1	UL UL1059	IEC IEC60947-7-1	UL UL1059
额定电压 Rated voltage	V	800	300	800	300
额定电流 Rated current	A	17.5	10	17.5	10
额定线径 Wire range	mm^2/AWG	0.2-1.5	28-16	0.2-1.5	28-16
额定冲击电压/污染等级 Rated surge voltage/Degree of pollution	KV/-	8/3		8/3	
过压类别/绝缘材料组别 Overvoltage category/Insulation material group	-/-	III / I		III / I	
接线容量 Connection capacity		刚性 Solid / 柔性 Stranded / 冷压头 (不带/带塑料套管) Ferrule (with and without plastic sleeve)		刚性 Solid / 柔性 Stranded / 冷压头 (不带/带塑料套管) Ferrule (with and without plastic sleeve)	
1根线 1 conductor	mm^2	0.2-1.5 / 0.2-1.5 / 0.2-1.5 / 0.2-1.0		0.2-1.5 / 0.2-1.5 / 0.2-1.5 / 0.2-1.0	
两根带TWIN冷压头的柔性导线 2 conductors with same cross section, stranded, TWIN ferrules with plastic sleeve	mm^2	— / — / — / 0.5		— / — / — / 0.5	
一般信息 General information					
绝缘材质/阻燃等级（符合UL94） Insulation material/Flammability rating(according to UL 94)		PA/V0		PA/V0	
工作温度 Operation temperature	℃（℉）	-40(-40)~105(221)		-40(-40)~105(221)	
剥线长度 Stripping length	mm	8-9		8-9	
颜色 Color		灰色（可根据客户需求定制） Gray（customization demand is available）		灰色（可根据客户需求定制） Gray（customization demand is available）	
一字螺丝刀规格（刀厚x刀宽） Slotted screwdriver size (Blade thickness x Width)	mm	0.4x2.5		0.4x2.5	
附件 Accessories					
相邻跨接件（2P） Adjacent jumper（2P）		/		/	
端板 End cover		D-WS1.5-DB		D-WS1.5-DB	
标记号（侧边） Marker（Side）		DEK5		/	
警告牌 Warning cover		/		/	
导轨安装适配器 DIN rail mounting adapter		WHH-WS1.5-DB		/	
DIN轨道 DIN rail		NS35/7.5 & NS35/15（钢和铝合金材质可选） NS35/7.5 & NS35/15（Steel and Aluminium alloy are optional）		/	
终端固定件 End stopper		/		/	

回拉式连接技术

Spring-cage connection technology

直通式、多导线和接地端子

Feed-through, multi-conductor and ground terminal blocks

注：附件以及操作说明详见36页
Notes: For additional accessories and operating instruction, see page 36.



		WS 1.5T-DB		WS 1.5T-DB-11A(H)	
		c UL us, CE, EAC, RoHS, REACH		c UL us, CE, EAC, RoHS, REACH	
尺寸 Dimension					
厚度/长度/高度 Width/Length/Height	mm	8/25/17		8/21.5/17	
电气参数 Electrical Parameter		IEC IEC60947-7-1	UL UL1059	IEC IEC60947-7-1	UL UL1059
额定电压 Rated voltage	V	800	300	800	300
额定电流 Rated current	A	17.5	10	17.5	10
额定线径 Wire range	mm^2/AWG	0.2-1.5	28-16	0.2-1.5	28-16
额定冲击电压/污染等级 Rated surge voltage/Degree of pollution	KV/-	8/3		8/3	
过压类别/绝缘材料组别 Overvoltage category/Insulation material group	-/-	III / I		III / I	
接线容量 Connection capacity		刚性 Solid / 柔性 Stranded / 冷压头 (不带/带塑料套管) Ferrule (with and without plastic sleeve)		刚性 Solid / 柔性 Stranded / 冷压头 (不带/带塑料套管) Ferrule (with and without plastic sleeve)	
1根线 1 conductor	mm^2	0.2-1.5 / 0.2-1.5 / 0.2-1.5 / 0.2-1		0.2-1.5 / 0.2-1.5 / 0.2-1.5 / 0.2-1	
两根带TWIN冷压头的柔性导线 2 conductors with same cross section, stranded, TWIN ferrules with plastic sleeve	mm^2	— / — / — / 0.5		— / — / — / 0.5	
一般信息 General information					
绝缘材质/阻燃等级（符合UL94） Insulation material/Flammability rating(according to UL 94)		PA/V0		PA/V0	
工作温度 Operation temperature	℃（℉）	-40(-40)~105(221)		-40(-40)~105(221)	
剥线长度 Stripping length	mm	8-9		8-9	
颜色 Color		灰色（可根据客户需求定制） Gray（customization demand is available）		灰色（可根据客户需求定制） Gray（customization demand is available）	
一字螺丝刀规格（刀厚x刀宽） Slotted screwdriver size (Blade thickness x Width)	mm	0.4x2.5		0.4x2.5	
附件 Accessories					
相邻跨接件（2P） Adjacent jumper（2P）		/		/	
端板 End cover		D-WS1.5-DB		D-WS1.5-DB	
标记号（侧边） Marker（Side）		DEK5		/	
警告牌 Warning cover		/		/	
导轨安装适配器 DIN rail mounting adapter		WHH-WS1.5-DB		/	
DIN轨道 DIN rail		NS35/7.5 & NS35/15（钢和铝合金材质可选） NS35/7.5 & NS35/15（Steel and Aluminium alloy are optional）		/	
终端固定件 End stopper		/		/	

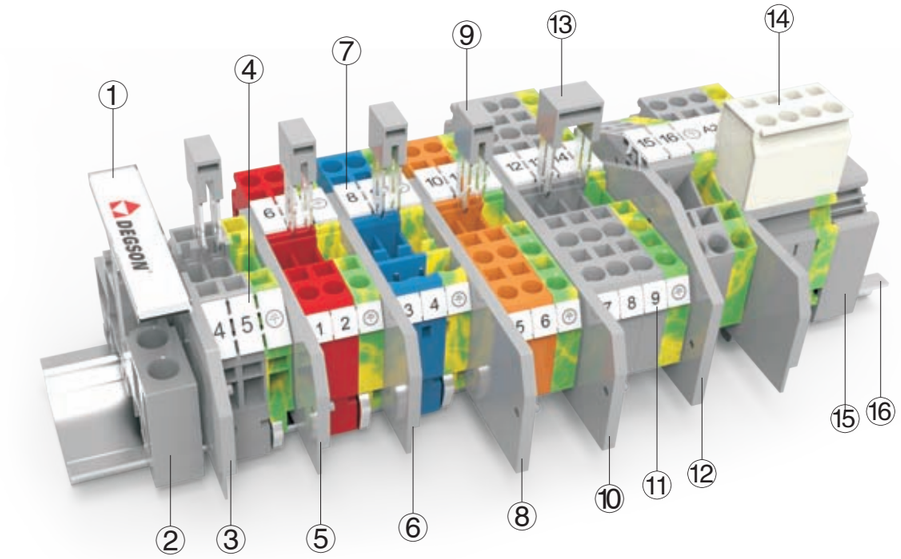

描述 Description	品名 Part No.	备注 Remark
① 端子板标记 Terminal strip marker carrier	DLM2-01P-17-00A(H)	适用于E-PC，用于标记 Suitable for E-PC, use for marking
② 终端固定件 End stopper	E-PC-01P-11-1000A(H)	用于NS35轨道产品固定 Fixing products on NS35 DIN rail
③ 端板 End cover	D-WS2.5-SD-01P-11-00A(H)	用于WS2.5-SD/WS2.5-SD-PE产品端板 End cover is used for WS2.5-SD&WS2.5-SD-PE
④ 标记条 Marker	ZB5-10P-19-00A(H)	用于WS2.5-SD系列侧边的标记条 Marker is used for the side of WS2.5-SD series
⑤ 端板 End cover	D-WS2.5-01P-11-00A(H)	用于WS2.5/WS2.5-PE产品端板 End cover is used for WS2.5&WS2.5-PE
⑥ 端板 End cover	D-WS2.5P-01P-11-00A(H)	用于WS2.5P/WS2.5P-PE产品端板 End cover is used for WS2.5P&WS2.5P-PE
⑦ 标记条 Marker	ZB5-10P-19-00A(H)	用于WS2.5系列顶部的标记条 Marker is used for the top of WS2.5 series
⑧ 端板 End cover	D-WS2.5-TW-01P-11-00A(H)	用于WS2.5-TW/WS2.5-TW-PE产品端板 End cover is used for WS2.5-TW&WS2.5-TW-PE
⑨ 相邻跨接件 Adjacent jumper	WFA2.5-01P-11-00A(H)	02P适用于WS2.5系列桥接件 02P bridge, use for WS2.5 series
⑩ 端板 End cover	D-WS2.5-QU-01P-11-00A(H)	用于WS2.5-QU/WS2.5-QU-PE产品端板 End cover is used for WS2.5-QU&WS2.5-QU-PE
⑪ 标记条 Marker	DEK5-50P-19-00A(H)	用于WS2.5系列侧边的标记条 Marker is used for the side of WS2.5 series
⑫ 端板 End cover	D-WS2.5-TW-TA-01P-11-00A(H)	用于WS2.5-TW-TA/WS2.5-TW-TA-PE产品端板 End cover is used for WS2.5-TW-TA&WS2.5-TW-TA-PE
⑬ 间隔跨接件 Alternate jumper	WFB2.5-01P-11-00A(H)	02P适用于WS2.5系列桥接件 02P bridge, use for WS2.5 series
⑭ 插头 Plug	8EDGK-5.0-04P-11-01A(H)	配合WS2.5P/WS2.5P-PE连接 Mating with WS2.5P&WS2.5P-PE
⑮ 终端固定件 End stopper	E-WS-01P-11-00A(H)	用于NS35轨道产品固定 Fixing products on NS35 DIN rail
⑯ 轨道条 DIN rail	NS35/7.5-0150-00A(H)	NS35轨道条 NS35 DIN rail

电路图 Circuit diagram

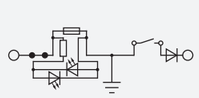

接线接点 Connection point for wiring	保险丝连接 Fuse connection	分断连接 Disconnecting
桥接连接点 Connection point for bridging	电阻连接 Resistance connection	电路连接点 Circuit connection point
LED灯连接 LED light connection	接地连接 Grounding connection	二极管连接 Diode connection

回拉式连接技术

Spring-cage connection technology

直通式、多导线和接地端子

Feed-through, multi-conductor and ground terminal blocks

注：附件以及操作说明详见39页
Notes: For additional accessories and operating instruction, see page 39.



WS 2.5

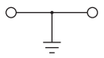

WS 2.5-PE

尺寸 Dimension								
厚度/长度/高度(NS35/7.5&NS35/15) Width/Length/Height(NS35/7.5&NS35/15)	mm	5/53/35.45(42.95)				5/53/35.45(42.95)		
电气参数 Electrical Parameter		IEC IEC60947-7-1		UL UL1059		IEC IEC60947-7-2		UL UL1059
额定电压 Rated voltage	V	800		600		/		/
额定电流 Rated current	A	24		15		/		/
额定线径 Wire range	mm^2/AWG	0.2-2.5		28-14		0.2-2.5		28-14
额定冲击电压/污染等级 Rated surge voltage/Degree of pollution	KV/-	8/3				8/3		
过压类别/绝缘材料组别 Overvoltage category/Insulation material group	-/-	III / I				III / I		
接线容量 Connection capacity		刚性 Solid	柔性 Stranded	冷压头 (不带/带塑料套管) Ferrule (with and without plastic sleeve)		刚性 Solid	柔性 Stranded	冷压头 (不带/带塑料套管) Ferrule (with and without plastic sleeve)
1根线 1 conductor	mm^2	0.2-2.5	0.2-2.5	0.2-2.5	0.2-1.5	0.2-2.5	0.2-2.5	0.2-2.5	0.2-1.5
两根带TWIN冷压头的柔性导线 2 conductors with same cross section, stranded, TWIN ferrules with plastic sleeve	mm^2	—	—	—	0.5	—	—	—	0.5
一般信息 General information								
绝缘材质/阻燃等级（符合UL94） Insulation material/Flammability rating(according to UL 94)		PA/V0				PA/V0		
工作温度 Operation temperature	℃（℉）	-40(-40)~105(221)				-40(-40)~105(221)		
剥线长度 Stripping length	mm	8-9				8-9		
颜色 Color		灰色（可根据客户需求定制） Gray (customization demand is available)				黄绿混色 Green-yellow		
一字螺丝刀规格（刀厚x刀宽） Slotted screwdriver size (Blade thickness x Width)	mm	0.5x3.5				0.5x3.5		
附件 Accessories								
相邻跨接件（2P） Adjacent jumper (2P)		WFA2.5				/		
间隔跨接件（2P） Alternate jumper (2P)		WFB2.5				/		
交错跨接件（2P） Staggered jumper (2P)		WFC2.5-2 WFC2.5-3 WFC2.5-4 WFC2.5-5 WFC2.5-6 WFC2.5-7 WFC2.5-8				/		
端板 End cover		D-WS2.5				D-WS2.5		
标记号（顶部） Marker (Top)		ZB5&WB5				ZB5&WB5		
标记号（侧边） Marker (Side)		DEK5				DEK5		
警告牌 Warning cover		EEA2.5				EEA2.5		
DIN轨道 DIN rail		NS35/7.5 & NS35/15（钢和铝合金材质可选） NS35/7.5 & NS35/15 (Steel and Aluminium alloy are optional)				NS35/7.5 & NS35/15（钢和铝合金材质可选） NS35/7.5 & NS35/15 (Steel and Aluminium alloy are optional)		
终端固定件 End stopper		E-WS&E-PC&E-MK				E-WS&E-PC&E-MK		

回拉式连接技术

Spring-cage connection technology

直通式、多导线和接地端子

Feed-through, multi-conductor and ground terminal blocks





注：附件以及操作说明详见39页
Notes: For additional accessories and operating instruction, see page 39.

	WS 2.5-TW		WS 2.5-TW-PE	
	cULus CE EAC RoHS REACH		cULus CE EAC RoHS REACH	
尺寸 Dimension				
厚度/长度/高度(NS35/7.5&NS35/15) Width/Length/Height(NS35/7.5&NS35/15) mm	5/64.2/35.45(42.95)		5/64.2/35.45(42.95)	
电气参数 Electrical Parameter	IEC IEC60947-7-1	UL UL1059	IEC IEC60947-7-2	UL UL1059
额定电压 Rated voltage V	800	600	/	/
额定电流 Rated current A	24	15	/	/
额定线径 Wire range mm^2/AWG	0.2-2.5	28-14	0.2-2.5	28-14
额定冲击电压/污染等级 Rated surge voltage/Degree of pollution KV/-	8/3		8/3	
过压类别/绝缘材料组别 Overvoltage category/Insulation material group -/-	III / I		III / I	
接线容量 Connection capacity	刚性 Solid / 柔性 Stranded / 冷压头 (不带/带塑料套管) Ferrule (with and without plastic sleeve)		刚性 Solid / 柔性 Stranded / 冷压头 (不带/带塑料套管) Ferrule (with and without plastic sleeve)	
1根线 1 conductor mm^2	0.2-2.5 / 0.2-2.5 / 0.2-2.5 / 0.2-1.5		0.2-2.5 / 0.2-2.5 / 0.2-2.5 / 0.2-1.5	
两根带TWIN冷压头的柔性导线 2 conductors with same cross section, stranded, TWIN ferrules with plastic sleeve mm^2	— / — / — / 0.5		— / — / — / 0.5	
一般信息 General information				
绝缘材质/阻燃等级（符合UL94） Insulation material/Flammability rating(according to UL 94)	PA/V0		PA/V0	
工作温度 Operation temperature ℃（℉）	-40(-40)~105(221)		-40(-40)~105(221)	
剥线长度 Stripping length mm	11-12		11-12	
颜色 Color	灰色（可根据客户需求定制） Gray（customization demand is available）		黄绿混色 Green-yellow	
一字螺丝刀规格（刀厚x刀宽） Slotted screwdriver size (Blade thickness x Width) mm	0.5x3.5		0.5x3.5	
附件 Accessories				
相邻跨接件（2P） Adjacent jumper（2P）	WFA2.5		/	
间隔跨接件（2P） Alternate jumper（2P）	WFB2.5		/	
交错跨接件（2P） Staggered jumper（2P）	WFC2.5-2 WFC2.5-3 WFC2.5-4 WFC2.5-5 WFC2.5-6 WFC2.5-7 WFC2.5-8		/	
端板 End cover	D-WS2.5-TW		D-WS2.5-TW	
标记号（顶部） Marker（Top）	ZB5&WB5		ZB5&WB5	
标记号（侧边） Marker（Side）	DEK5		DEK5	
警告牌 Warning cover	EEA2.5		EEA2.5	
DIN轨道 DIN rail	NS35/7.5 & NS35/15（钢和铝合金材质可选） NS35/7.5 & NS35/15（Steel and Aluminium alloy are optional）		NS35/7.5 & NS35/15（钢和铝合金材质可选） NS35/7.5 & NS35/15（Steel and Aluminium alloy are optional）	
终端固定件 End stopper	E-WS&E-PC&E-MK		E-WS&E-PC&E-MK	

回拉式连接技术

Spring-cage connection technology

直通式、多导线和接地端子

Feed-through, multi-conductor and ground terminal blocks



注：附件以及操作说明详见39页
Notes: For additional accessories and operating instruction, see page 39.

	WS 2.5-TW-TA		WS 2.5-TW-TA-PE	
	CE EAC RoHS REACH		CE EAC RoHS REACH	
尺寸 Dimension				
厚度/长度/高度(NS35/7.5&NS35/15) Width/Length/Height(NS35/7.5&NS35/15) mm	5/50.5/43.65(51.15)		5/50.5/43.65(51.15)	
电气参数 Electrical Parameter	IEC IEC60947-7-1	UL UL1059	IEC IEC60947-7-2	UL UL1059
额定电压 Rated voltage V	800	600	/	/
额定电流 Rated current A	24	15	/	/
额定线径 Wire range mm^2/AWG	0.2-2.5	28-14	0.2-2.5	28-14
额定冲击电压/污染等级 Rated surge voltage/Degree of pollution KV/-	8/3		8/3	
过压类别/绝缘材料组别 Overvoltage category/Insulation material group -/-	III / I		III / I	
接线容量 Connection capacity	刚性 Solid / 柔性 Stranded / 冷压头 (不带/带塑料套管) Ferrule (with and without plastic sleeve)		刚性 Solid / 柔性 Stranded / 冷压头 (不带/带塑料套管) Ferrule (with and without plastic sleeve)	
1根线 1 conductor mm^2	0.2-2.5 / 0.2-2.5 / 0.2-2.5 / 0.2-1.5		0.2-2.5 / 0.2-2.5 / 0.2-2.5 / 0.2-1.5	
两根带TWIN冷压头的柔性导线 2 conductors with same cross section, stranded, TWIN ferrules with plastic sleeve mm^2	— / — / — / 0.5		— / — / — / 0.5	
一般信息 General information				
绝缘材质/阻燃等级（符合UL94） Insulation material/Flammability rating(according to UL 94)	PA/V0		PA/V0	
工作温度 Operation temperature ℃（℉）	-40(-40)~105(221)		-40(-40)~105(221)	
剥线长度 Stripping length mm	11-12		11-12	
颜色 Color	灰色（可根据客户需求定制） Gray（customization demand is available）		黄绿混色 Green-yellow	
一字螺丝刀规格（刀厚x刀宽） Slotted screwdriver size (Blade thickness x Width) mm	0.5x3.5		0.5x3.5	
附件 Accessories				
相邻跨接件（2P） Adjacent jumper（2P）	WFA2.5		/	
间隔跨接件（2P） Alternate jumper（2P）	WFB2.5		/	
交错跨接件（2P） Staggered jumper（2P）	WFC2.5-2 WFC2.5-3 WFC2.5-4 WFC2.5-5 WFC2.5-6 WFC2.5-7 WFC2.5-8		/	
端板 End cover	D-WS2.5-TW-TA		D-WS2.5-TW-TA	
标记号（顶部） Marker（Top）	ZB5&WB5		ZB5&WB5	
标记号（侧边） Marker（Side）	/		/	
警告牌 Warning cover	EEA2.5		EEA2.5	
DIN轨道 DIN rail	NS35/7.5 & NS35/15（钢和铝合金材质可选） NS35/7.5 & NS35/15（Steel and Aluminium alloy are optional）		NS35/7.5 & NS35/15（钢和铝合金材质可选） NS35/7.5 & NS35/15（Steel and Aluminium alloy are optional）	
终端固定件 End stopper	E-WS&E-PC&E-MK		E-WS&E-PC&E-MK	

回拉式连接技术

Spring-cage connection technology

直通式、多导线和接地端子

Feed-through, multi-conductor and ground terminal blocks





注：附件以及操作说明详见39页
Notes: For additional accessories and operating instruction, see page 39.

WS 2.5-QU

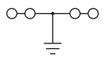

WS 2.5-QU-PE

		WS 2.5-QU		WS 2.5-QU-PE	
		cULus CE EAC RoHS REACH		cULus CE EAC RoHS REACH	
尺寸 Dimension					
厚度/长度/高度(NS35/7.5&NS35/15) Width/Length/Height(NS35/7.5&NS35/15)	mm	5/75.5/35.45(42.95)		5/75.5/35.45(42.95)	
电气参数 Electrical Parameter		IEC IEC60947-7-1	UL UL1059	IEC IEC60947-7-2	UL UL1059
额定电压 Rated voltage	V	800	600	/	/
额定电流 Rated current	A	24	15	/	/
额定线径 Wire range	mm^2/AWG	0.2-2.5	28-14	0.2-2.5	28-14
额定冲击电压/污染等级 Rated surge voltage/Degree of pollution	KV/-	8/3		8/3	
过压类别/绝缘材料组别 Overvoltage category/Insulation material group	-/-	III / I		III / I	
接线容量 Connection capacity		刚性 Solid / 柔性 Stranded / 冷压头 (不带/带塑料套管) Ferrule (with and without plastic sleeve)		刚性 Solid / 柔性 Stranded / 冷压头 (不带/带塑料套管) Ferrule (with and without plastic sleeve)	
1根线 1 conductor	mm^2	0.2-2.5 / 0.2-2.5 / 0.2-2.5 / 0.2-1.5		0.2-2.5 / 0.2-2.5 / 0.2-2.5 / 0.2-1.5	
两根带TWIN冷压头的柔性导线 2 conductors with same cross section, stranded, TWIN ferrules with plastic sleeve	mm^2	— / — / — / 0.5		— / — / — / 0.5	
一般信息 General information					
绝缘材质/阻燃等级（符合UL94） Insulation material/Flammability rating(according to UL 94)		PA/V0		PA/V0	
工作温度 Operation temperature	℃（℉）	-40(-40)~105(221)		-40(-40)~105(221)	
剥线长度 Stripping length	mm	11-12		11-12	
颜色 Color		灰色（可根据客户需求定制） Gray（customization demand is available）		黄绿混色 Green-yellow	
一字螺丝刀规格（刀厚x刀宽） Slotted screwdriver size (Blade thickness x Width)	mm	0.5x3.5		0.5x3.5	
附件 Accessories					
相邻跨接件（2P） Adjacent jumper（2P）		WFA2.5		/	
间隔跨接件（2P） Alternate jumper（2P）		WFB2.5		/	
交错跨接件（2P） Staggered jumper（2P）		WFC2.5-2 WFC2.5-3 WFC2.5-4 WFC2.5-5 WFC2.5-6 WFC2.5-7 WFC2.5-8		/	
端板 End cover		D-WS2.5-QU		D-WS2.5-QU	
标记号（顶部） Marker（Top）		ZB5&WB5		ZB5&WB5	
标记号（侧边） Marker（Side）		DEK5		DEK5	
警告牌 Warning cover		EEA2.5		EEA2.5	
DIN轨道 DIN rail		NS35/7.5 & NS35/15（钢和铝合金材质可选） NS35/7.5 & NS35/15（Steel and Aluminium alloy are optional）		NS35/7.5 & NS35/15（钢和铝合金材质可选） NS35/7.5 & NS35/15（Steel and Aluminium alloy are optional）	
终端固定件 End stopper		E-WS&E-PC&E-MK		E-WS&E-PC&E-MK	

回拉式连接技术

Spring-cage connection technology

元件端子

Component terminal blocks





注：附件以及操作说明详见39页
Notes: For additional accessories and operating instruction, see page 39.

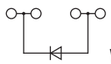

WS2.5-QU-LD-100A

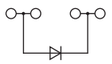

WS2.5-QU-LD-104A

		WS2.5-QU-LD-100A		WS2.5-QU-LD-104A	
		CE EAC RoHS REACH		CE EAC RoHS REACH	
尺寸 Dimension					
厚度/长度/高度(NS35/7.5&NS35/15) Width/Length/Height(NS35/7.5&NS35/15)	mm	5/75.5/35.45(42.95)		5/75.5/35.45(42.95)	
电气参数 Electrical Parameter		IEC IEC60947-7-1	UL UL1059	IEC IEC60947-7-1	UL UL1059
额定电压/反向电压 Rated voltage&Reverse voltage	V	250/1000	/	250/1000	/
额定电流 Rated current	A	0.5	/	0.5	/
额定线径 Wire range	mm^2/AWG	0.2-2.5	28-14	0.2-2.5	28-14
额定冲击电压/污染等级 Rated surge voltage/Degree of pollution	KV/-	8/3		8/3	
过压类别/绝缘材料组别 Overvoltage category/Insulation material group	-/-	III / I		III / I	
接线容量 Connection capacity		刚性 Solid / 柔性 Stranded / 冷压头 (不带/带塑料套管) Ferrule (with and without plastic sleeve)		刚性 Solid / 柔性 Stranded / 冷压头 (不带/带塑料套管) Ferrule (with and without plastic sleeve)	
1根线 1 conductor	mm^2	0.2-2.5 / 0.2-2.5 / 0.2-2.5 / 0.2-1.5		0.2-2.5 / 0.2-2.5 / 0.2-2.5 / 0.2-1.5	
两根带TWIN冷压头的柔性导线 2 conductors with same cross section, stranded, TWIN ferrules with plastic sleeve	mm^2	— / — / — / 0.5		— / — / — / 0.5	
一般信息 General information					
绝缘材质/阻燃等级（符合UL94） Insulation material/Flammability rating(according to UL 94)		PA/V0		PA/V0	
工作温度 Operation temperature	℃（℉）	-40(-40)~105(221)		-40(-40)~105(221)	
剥线长度 Stripping length	mm	11-12		11-12	
颜色 Color		灰色（可根据客户需求定制） Gray（customization demand is available）		灰色（可根据客户需求定制） Gray（customization demand is available）	
一字螺丝刀规格（刀厚x刀宽） Slotted screwdriver size (Blade thickness x Width)	mm	0.5x3.5		0.5x3.5	
附件 Accessories					
相邻跨接件（2P） Adjacent jumper（2P）		/		/	
间隔跨接件（2P） Alternate jumper（2P）		/		/	
交错跨接件（2P） Staggered jumper（2P）		/		/	
端板 End cover		D-WS2.5-QU		D-WS2.5-QU	
标记号（顶部） Marker（Top）		ZB5&WB5		ZB5&WB5	
标记号（侧边） Marker（Side）		DEK5		DEK5	
警告牌 Warning cover		EEA2.5		EEA2.5	
DIN轨道 DIN rail		NS35/7.5 & NS35/15（钢和铝合金材质可选） NS35/7.5 & NS35/15（Steel and Aluminium alloy are optional）		NS35/7.5 & NS35/15（钢和铝合金材质可选） NS35/7.5 & NS35/15（Steel and Aluminium alloy are optional）	
终端固定件 End stopper		E-WS&E-PC&E-MK		E-WS&E-PC&E-MK	

回拉式连接技术

Spring-cage connection technology

直通式、多导线和接地端子

Feed-through, multi-conductor and ground terminal blocks



注：附件以及操作说明详见39页
Notes: For additional accessories and operating instruction, see page 39.

		WS 2.5-SD		WS 2.5-SD-PE	
		CE EAC RoHS REACH		CE EAC RoHS REACH	
尺寸 Dimension					
厚度/长度/高度(NS35/7.5&NS35/15) Width/Length/Height(NS35/7.5&NS35/15)	mm	5/42.5/38(45.5)		5/42.5/38(45.5)	
电气参数 Electrical Parameter		IEC IEC60947-7-1	UL UL1059	IEC IEC60947-7-2	UL UL1059
额定电压 Rated voltage	V	800	600	/	/
额定电流 Rated current	A	24	15	/	/
额定线径 Wire range	mm^2/AWG	0.2-2.5	28-12	0.2-2.5	28-12
额定冲击电压/污染等级 Rated surge voltage/Degree of pollution	KV/-	8/3		8/3	
过压类别/绝缘材料组别 Overvoltage category/Insulation material group	-/-	III / I		III / I	
接线容量 Connection capacity		刚性 Solid	柔性 Stranded	冷压头 (不带/带塑料套管) Ferrule (with and without plastic sleeve)	
1根线 1 conductor	mm^2	0.2-2.5	0.2-2.5	0.2-2.5	0.2-1
两根带TWIN冷压头的柔性导线 2 conductors with same cross section, stranded, TWIN ferrules with plastic sleeve	mm^2	—	—	—	0.5
一般信息 General information					
绝缘材质/阻燃等级（符合UL94） Insulation material/Flammability rating(according to UL 94)		PA/V0		PA/V0	
工作温度 Operation temperature	℃（℉）	-40(-40)~105(221)		-40(-40)~105(221)	
剥线长度 Stripping length	mm	8-9		8-9	
颜色 Color		灰色（可根据客户需求定制） Gray（customization demand is available）		黄绿混色 Green-yellow	
一字螺丝刀规格（刀厚x刀宽） Slotted screwdriver size (Blade thickness x Width)	mm	0.5x3.5		0.5x3.5	
附件 Accessories					
相邻跨接件（2P） Adjacent jumper（2P）		WFA2.5		/	
间隔跨接件（2P） Alternate jumper（2P）		WFB2.5		/	
交错跨接件（2P） Staggered jumper（2P）		WFC2.5-2 WFC2.5-3 WFC2.5-4 WFC2.5-5 WFC2.5-6 WFC2.5-7 WFC2.5-8		/	
端板 End cover		D-WS2.5-SD		D-WS2.5-SD	
标记号（顶部） Marker（Top）		/		/	
标记号（侧边） Marker（Side）		ZB5&WB5		ZB5&WB5	
警告牌 Warning cover		EEA2.5		EEA2.5	
DIN轨道 DIN rail		NS35/7.5 & NS35/15（钢和铝合金材质可选） NS35/7.5 & NS35/15（Steel and Aluminium alloy are optional）		NS35/7.5 & NS35/15（钢和铝合金材质可选） NS35/7.5 & NS35/15（Steel and Aluminium alloy are optional）	
终端固定件 End stopper		E-WS&E-PC&E-MK		E-WS&E-PC&E-MK	

回拉式连接技术

Spring-cage connection technology

插拔式和其接地端子

Plug-in connection and its ground terminal blocks



注：附件以及操作说明详见39页
Notes: For additional accessories and operating instruction, see page 39.

		WS 2.5P		WS 2.5P-PE	
		cULus CE EAC RoHS REACH		cULus CE EAC RoHS REACH	
尺寸 Dimension					
厚度/长度/高度(NS35/7.5&NS35/15) Width/Length/Height(NS35/7.5&NS35/15)	mm	5/53/35.45(42.95)		5/53/35.45(42.95)	
电气参数 Electrical Parameter		IEC IEC60947-7-1	UL UL1059	IEC IEC60947-7-2	UL UL1059
额定电压 Rated voltage	V	500	300	/	/
额定电流 Rated current	A	22	15	/	/
额定线径 Wire range	mm^2/AWG	0.2-2.5	28-14	0.2-2.5	28-14
额定冲击电压/污染等级 Rated surge voltage/Degree of pollution	KV/-	4/3		4/3	
过压类别/绝缘材料组别 Overvoltage category/Insulation material group	-/-	III / I		III / I	
接线容量 Connection capacity		刚性 Solid	柔性 Stranded	冷压头 (不带/带塑料套管) Ferrule (with and without plastic sleeve)	
1根线 1 conductor	mm^2	0.2-2.5	0.2-2.5	0.2-1.5	0.2-1.5
两根带TWIN冷压头的柔性导线 2 conductors with same cross section, stranded, TWIN ferrules with plastic sleeve	mm^2	—	—	—	0.5
一般信息 General information					
绝缘材质/阻燃等级（符合UL94） Insulation material/Flammability rating(according to UL 94)		PA/V0		PA/V0	
工作温度 Operation temperature	℃（℉）	-40(-40)~105(221)		-40(-40)~105(221)	
剥线长度 Stripping length	mm	9-10		9-10	
颜色 Color		灰色（可根据客户需求定制） Gray（customization demand is available）		黄绿混色 Green-yellow	
一字螺丝刀规格（刀厚x刀宽） Slotted screwdriver size (Blade thickness x Width)	mm	0.5x3.5		0.5x3.5	
附件 Accessories					
相邻跨接件（2P） Adjacent jumper（2P）		WFA2.5		/	
间隔跨接件（2P） Alternate jumper（2P）		WFB2.5		/	
交错跨接件（2P） Staggered jumper（2P）		WFC2.5-2 WFC2.5-3 WFC2.5-4 WFC2.5-5 WFC2.5-6 WFC2.5-7 WFC2.5-8		/	
端板 End cover		D-WS2.5P		D-WS2.5P	
标记号（顶部） Marker（Top）		ZB4&WB5		ZB4&WB5	
标记号（侧边） Marker（Side）		DEK5		DEK5	
警告牌 Warning cover		EEA2.5		EEA2.5	
DIN轨道 DIN rail		NS35/7.5 & NS35/15（钢和铝合金材质可选） NS35/7.5 & NS35/15（Steel and Aluminium alloy are optional）		NS35/7.5 & NS35/15（钢和铝合金材质可选） NS35/7.5 & NS35/15（Steel and Aluminium alloy are optional）	
终端固定件 End stopper		E-WS&E-PC&E-MK		E-WS&E-PC&E-MK	

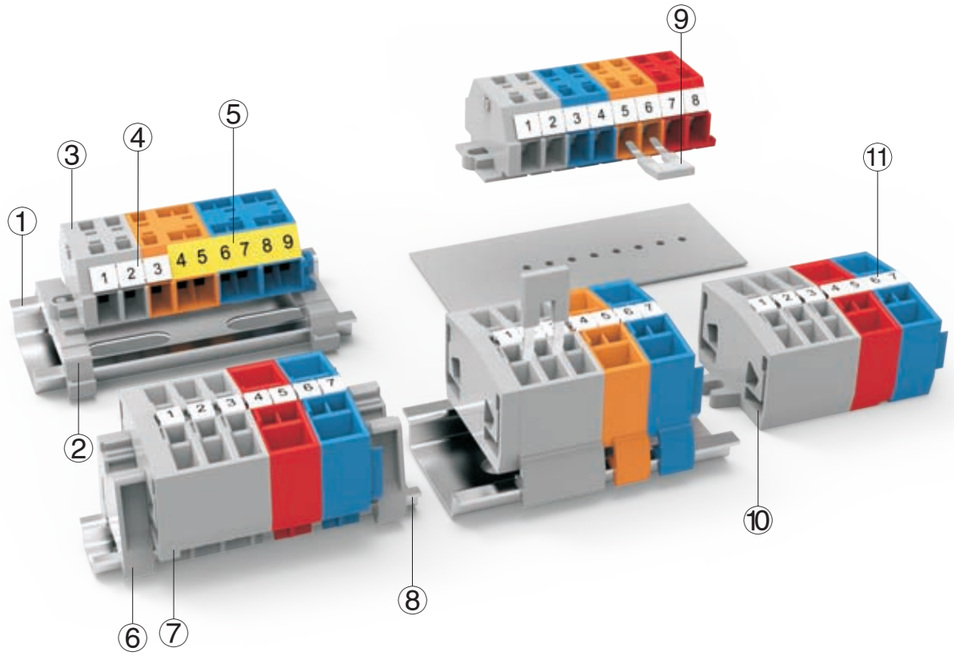

描述 Description	品名 Part No.	备注 Remark
① 轨道条 DIN rail	NS35/7.5-0070-00A(H)	NS35轨道条 NS35 DIN rail
② 带螺丝固定脚 Mounting foot with screw	WHH-WS1.5-DB-01P-11-00A(H)	用于NS35轨道条，通过固定法兰固定端子 For DIN35, can be screwed on terminal blocks with mounting flange
③ 端板 End cover	D-WS2.5-DB-01P-11-00A(H)	用于WS2.5-DB/WS2.5T-DB产品的端板 End cover is used for WS2.5-DB&WS2.5T-DB
④ 标记条 Marker	DEK5-50P-19-00A(H)	用于WS2.5-DB/WS2.5T-DB侧边的标记条 Marker is used for the side of WS2.5-DB&WS2.5T-DB
⑤ 纸标签 Paper label	/	用于WS2.5-DB-11A/WS2.5T-DB-11A侧边的纸标签 Paper label is used for the side of WS2.5-DB-11A&WS2.5T-DB-11A
⑥ 终端固定件 End stopper	E-WS-DIN15-01P-11-00A(H)	用于NS15轨道产品固定 Fixing products on NS15 DIN rail
⑦ 端板 End cover	D-WS2.5-MID-01P-11-00A(H)	用于WS2.5-DIN35/WS2.5T-DIN35产品的端板 End cover is used for WS2.5-DIN35&WS2.5T-DIN35
⑧ 轨道条 DIN rail	NS15-0070-00A(H)	NS15轨道条 NS15 DIN rail
⑨ 桥接件 Bridge	WFE-2.5-01P-11-00A(H)	用于WS2.5-DB以及WS2.5-DIN35/15系列桥接件 Use for WS2.5-DB and WS2.5-DIN35&15 series
⑩ 端板 End cover	D-WS2.5-END-01P-11-00A(H)	用于WS2.5-END-CO/WS2.5T-END-CO产品的端板 End cover is used for WS2.5-END-CO&WS2.5T-END-CO
⑪ 标记条 Marker	ZW5-40P-19-00A(H)	用于WS2.5-MID-CO/WS2.5T-MID-CO顶部的标记条 Marker is used for the top of WS2.5-MID-CO&WS2.5T-MID-CO

电路图 Circuit diagram

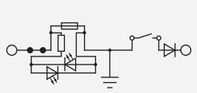

接线接点 Connection point for wiring	保险丝连接 Fuse connection	分断连接 Disconnecting
桥接连接点 Connection point for bridging	电阻连接 Resistance connection	电路连接点 Circuit connection point
LED灯连接 LED light connection	接地连接 Grounding connection	二极管连接 Diode connection

回拉式连接技术

Spring-cage connection technology

直通式、多导线和接地端子

Feed-through, multi-conductor and ground terminal blocks

注：附件以及操作说明详见47页

Notes: For additional accessories and operating instruction, see page 47.

	WS 2.5-DIN35				WS 2.5T-DIN35			
	cULus CE EAC RoHS REACH				cULus CE EAC RoHS REACH			
尺寸 Dimension								
厚度/长度/高度(NS35/7.5&NS35/15) Width/Length/Height(NS35/7.5&NS35/15) mm	6/32/31.88(39.38)				10/32/31.88(39.38)			
电气参数 Electrical Parameter	IEC IEC60947-7-1		UL UL1059		IEC IEC60947-7-1		UL UL1059	
额定电压 Rated voltage V	800		600		800		600	
额定电流 Rated current A	24		20		24		20	
额定线径 Wire range mm^2/AWG	0.2-2.5		28-12		0.2-2.5		28-12	
额定冲击电压/污染等级 Rated surge voltage/Degree of pollution KV/-	8/3				8/3			
过压类别/绝缘材料组别 Overvoltage category/Insulation material group -/-	III / I				III / I			
接线容量 Connection capacity	刚性 Solid	柔性 Stranded	冷压头 (不带/带塑料套管) Ferrule (with and without plastic sleeve)		刚性 Solid	柔性 Stranded	冷压头 (不带/带塑料套管) Ferrule (with and without plastic sleeve)	
1根线 1 conductor mm^2	0.2-2.5	0.2-2.5	0.2-2.5	0.2-1	0.2-2.5	0.2-2.5	0.2-2.5	0.2-1
两根带TWIN冷压头的柔性导线 2 conductors with same cross section, stranded, TWIN ferrules with plastic sleeve mm^2	—	—	—	0.5	—	—	—	0.5
一般信息 General information								
绝缘材质/阻燃等级（符合UL94） Insulation material/Flammability rating(according to UL 94)	PA/V0				PA/V0			
工作温度 Operation temperature ℃（℉）	-40(-40)~105(221)				-40(-40)~105(221)			
剥线长度 Stripping length mm	8-9				8-9			
颜色 Color	灰色（可根据客户需求定制） Gray（customization demand is available）				黄绿混色 Green-yellow			
一字螺丝刀规格（刀厚x刀宽） Slotted screwdriver size (Blade thickness x Width) mm	0.5x3.5				0.5x3.5			
附件 Accessories								
相邻跨接件（2P） Adjacent jumper（2P）	WFE-2.5				/			
端板 End cover	D-WS2.5-MID-CO				D-WS2.5-MID-CO			
标记号（顶部） Marker（Top）	ZW5				ZW5			
标记号（侧边） Marker（Side）	/				/			
警告牌 Warning cover	/				/			
DIN轨道 DIN rail	NS35/7.5 & NS35/15（钢和铝合金材质可选） NS35/7.5 & NS35/15（Steel and Aluminium alloy are optional）				NS35/7.5 & NS35/15（钢和铝合金材质可选） NS35/7.5 & NS35/15（Steel and Aluminium alloy are optional）			
终端固定件 End stopper	E-WS&E-PC&E-MK				E-WS&E-PC&E-MK			

回拉式连接技术

Spring-cage connection technology

直通式、多导线和接地端子

Feed-through, multi-conductor and ground terminal blocks

注：附件以及操作说明详见47页
Notes: For additional accessories and operating instruction, see page 47.

		WS 2.5-DIN15		WS 2.5T-DIN15	
		cULus CE EAC RoHS REACH		cULus CE EAC RoHS REACH	
尺寸 Dimension					
厚度/长度/高度(NS15) Width/Length/Height(NS15)	mm	6/32/31.88		10/32/31.88	
电气参数 Electrical Parameter		IEC IEC60947-7-1	UL UL1059	IEC IEC60947-7-1	UL UL1059
额定电压 Rated voltage	V	800	600	800	600
额定电流 Rated current	A	24	20	24	20
额定线径 Wire range	mm^2/AWG	0.2-2.5	28-12	0.2-2.5	28-12
额定冲击电压/污染等级 Rated surge voltage/Degree of pollution	KV/-	8/3		8/3	
过压类别/绝缘材料组别 Overvoltage category/Insulation material group	-/-	III / I		III / I	
接线容量 Connection capacity		刚性 Solid / 柔性 Stranded / 冷压头 (不带/带塑料套管) Ferrule (with and without plastic sleeve)		刚性 Solid / 柔性 Stranded / 冷压头 (不带/带塑料套管) Ferrule (with and without plastic sleeve)	
1根线 1 conductor	mm^2	0.2-2.5 / 0.2-2.5 / 0.2-2.5	0.2-1	0.2-2.5 / 0.2-2.5 / 0.2-2.5	0.2-1
两根带TWIN冷压头的柔性导线 2 conductors with same cross section, stranded, TWIN ferrules with plastic sleeve	mm^2	— / — / —	0.5	— / — / —	0.5
一般信息 General information					
绝缘材质/阻燃等级（符合UL94） Insulation material/Flammability rating(according to UL 94)		PA/V0		PA/V0	
工作温度 Operation temperature	℃（℉）	-40(-40)~105(221)		-40(-40)~105(221)	
剥线长度 Stripping length	mm	8-9		8-9	
颜色 Color		灰色（可根据客户需求定制） Gray（customization demand is available）		黄绿混色 Green-yellow	
一字螺丝刀规格（刀厚x刀宽） Slotted screwdriver size (Blade thickness x Width)	mm	0.5x3.5		0.5x3.5	
附件 Accessories					
相邻跨接件（2P） Adjacent jumper（2P）		WFE-2.5		/	
端板 End cover		D-WS2.5-MID-CO		D-WS2.5-MID-CO	
标记号（顶部） Marker（Top）		ZW5		ZW5	
标记号（侧边） Marker（Side）		/		/	
警告牌 Warning cover		/		/	
DIN轨道 DIN rail		NS15		NS15	
终端固定件 End stopper		E-WS-DIN15&E-PC-DIN15		E-WS-DIN15&E-PC-DIN15	

回拉式连接技术

Spring-cage connection technology

直通式、多导线和接地端子

Feed-through, multi-conductor and ground terminal blocks

注：附件以及操作说明详见47页
Notes: For additional accessories and operating instruction, see page 47.

		WS 2.5-MID-CO		WS 2.5T-MID-CO	
		cULus CE EAC RoHS REACH		cULus CE EAC RoHS REACH	
尺寸 Dimension					
厚度/长度/高度 Width/Length/Height	mm	6/32/22		10/32/22	
电气参数 Electrical Parameter		IEC IEC60947-7-1	UL UL1059	IEC IEC60947-7-1	UL UL1059
额定电压 Rated voltage	V	800	600	800	600
额定电流 Rated current	A	24	20	24	20
额定线径 Wire range	mm^2/AWG	0.2-2.5	28-12	0.2-2.5	28-12
额定冲击电压/污染等级 Rated surge voltage/Degree of pollution	KV/-	8/3		8/3	
过压类别/绝缘材料组别 Overvoltage category/Insulation material group	-/-	III / I		III / I	
接线容量 Connection capacity		刚性 Solid / 柔性 Stranded / 冷压头 (不带/带塑料套管) Ferrule (with and without plastic sleeve)		刚性 Solid / 柔性 Stranded / 冷压头 (不带/带塑料套管) Ferrule (with and without plastic sleeve)	
1根线 1 conductor	mm^2	0.2-2.5 / 0.2-2.5 / 0.2-2.5	0.2-1	0.2-2.5 / 0.2-2.5 / 0.2-2.5	0.2-1
两根带TWIN冷压头的柔性导线 2 conductors with same cross section, stranded, TWIN ferrules with plastic sleeve	mm^2	— / — / —	0.5	— / — / —	0.5
一般信息 General information					
绝缘材质/阻燃等级（符合UL94） Insulation material/Flammability rating(according to UL 94)		PA/V0		PA/V0	
工作温度 Operation temperature	℃（℉）	-40(-40)~105(221)		-40(-40)~105(221)	
剥线长度 Stripping length	mm	8-9		8-9	
颜色 Color		灰色（可根据客户需求定制） Gray（customization demand is available）		灰色（可根据客户需求定制） Gray（customization demand is available）	
一字螺丝刀规格（刀厚x刀宽） Slotted screwdriver size (Blade thickness x Width)	mm	0.5x3.5		0.5x3.5	
附件 Accessories					
相邻跨接件（2P） Adjacent jumper（2P）		WFE-2.5		/	
间隔跨接件（2P） Alternate jumper（2P）		/		/	
交错跨接件（2P） Staggered jumper（2P）		/		/	
端板 End cover		D-WS2.5-MID-CO		D-WS2.5-MID-CO	
标记号（顶部） Marker（Top）		ZW5		ZW5	
标记号（侧边） Marker（Side）		/		/	
警告牌 Warning cover		/		/	
DIN轨道 DIN rail		/		/	
终端固定件 End stopper		/		/	

回拉式连接技术

Spring-cage connection technology

直通式、多导线和接地端子

Feed-through, multi-conductor and ground terminal blocks

注：附件以及操作说明详见47页
Notes: For additional accessories and operating instruction, see page 47.

		WS 2.5-END-CO		WS 2.5T-END-CO	
		cULus CE EAC RoHS REACH		cULus CE EAC RoHS REACH	
尺寸 Dimension					
厚度/长度/高度 Width/Length/Height	mm	6/32/22		10/32/22	
电气参数 Electrical Parameter		IEC IEC60947-7-1	UL UL1059	IEC IEC60947-7-1	UL UL1059
额定电压 Rated voltage	V	800	600	800	600
额定电流 Rated current	A	24	20	24	20
额定线径 Wire range	mm^2/AWG	0.2-2.5	28-12	0.2-2.5	28-12
额定冲击电压/污染等级 Rated surge voltage/Degree of pollution	KV/-	8/3		8/3	
过压类别/绝缘材料组别 Overvoltage category/Insulation material group	-/-	III / I		III / I	
接线容量 Connection capacity		刚性 Solid	柔性 Stranded	冷压头 (不带/带塑料套管) Ferrule (with and without plastic sleeve)	
1根线 1 conductor	mm^2	0.2-2.5	0.2-2.5	0.2-2.5	0.2-1
两根带TWIN冷压头的柔性导线 2 conductors with same cross section, stranded, TWIN ferrules with plastic sleeve	mm^2	—	—	—	0.5
一般信息 General information					
绝缘材质/阻燃等级（符合UL94） Insulation material/Flammability rating(according to UL 94)		PA/V0		PA/V0	
工作温度 Operation temperature	℃（℉）	-40(-40)~105(221)		-40(-40)~105(221)	
剥线长度 Stripping length	mm	8-9		8-9	
颜色 Color		灰色（可根据客户需求定制） Gray（customization demand is available）		灰色（可根据客户需求定制） Gray（customization demand is available）	
一字螺丝刀规格（刀厚x刀宽） Slotted screwdriver size (Blade thickness x Width)	mm	0.5x3.5		0.5x3.5	
附件 Accessories					
相邻跨接件（2P） Adjacent jumper（2P）		WFE-2.5		/	
间隔跨接件（2P） Alternate jumper（2P）		/		/	
交错跨接件（2P） Staggered jumper（2P）		/		/	
端板 End cover		D-WS2.5-END-CO		D-WS2.5-END-CO	
标记号（顶部） Marker（Top）		ZW5		ZW5	
标记号（侧边） Marker（Side）		/		/	
警告牌 Warning cover		/		/	
DIN轨道 DIN rail		/		/	
终端固定件 End stopper		/		/	

回拉式连接技术

Spring-cage connection technology

直通式、多导线和接地端子

Feed-through, multi-conductor and ground terminal blocks

注：附件以及操作说明详见47页
Notes: For additional accessories and operating instruction, see page 47.





		WS 2.5-DB		WS 2.5-DB-11A(H)	
		cULus EAC CE EAC RoHS REACH		cULus EAC CE EAC RoHS REACH	
尺寸 Dimension					
厚度/长度/高度 Width/Length/Height	mm	6/28/18		6/28/18	
电气参数 Electrical Parameter		IEC IEC60947-7-1	UL UL1059	IEC IEC60947-7-1	UL UL1059
额定电压 Rated voltage	V	800	300	800	300
额定电流 Rated current	A	24	15	24	15
额定线径 Wire range	mm^2/AWG	0.2-2.5	28-14	0.2-2.5	28-14
额定冲击电压/污染等级 Rated surge voltage/Degree of pollution	KV/-	8/3		8/3	
过压类别/绝缘材料组别 Overvoltage category/Insulation material group	-/-	III / I		III / I	
接线容量 Connection capacity		刚性 Solid	柔性 Stranded	冷压头 (不带/带塑料套管) Ferrule (with and without plastic sleeve)	
1根线 1 conductor	mm^2	0.2-2.5	0.2-2.5	0.2-2.5	0.2-1
两根带TWIN冷压头的柔性导线 2 conductors with same cross section, stranded, TWIN ferrules with plastic sleeve	mm^2	—	—	—	0.5
一般信息 General information					
绝缘材质/阻燃等级（符合UL94） Insulation material/Flammability rating(according to UL 94)		PA/V0		PA/V0	
工作温度 Operation temperature	℃（℉）	-40(-40)~105(221)		-40(-40)~105(221)	
剥线长度 Stripping length	mm	8-9		8-9	
颜色 Color		灰色（可根据客户需求定制） Gray（customization demand is available）		灰色（可根据客户需求定制） Gray（customization demand is available）	
一字螺丝刀规格（刀厚x刀宽） Slotted screwdriver size (Blade thickness x Width)	mm	0.5x3.5		0.5x3.5	
附件 Accessories					
相邻跨接件（2P） Adjacent jumper（2P）		WFE-2.5		WFE-2.5	
端板 End cover		D-WS2.5-DB		D-WS2.5-DB	
标记号（侧边） Marker（Side）		DEK6		DEK6	
警告牌 Warning cover		/		/	
导轨安装适配器 DIN rail mounting adapter		WHH-WS1.5-DB		/	
DIN轨道 DIN rail		NS35/7.5 & NS35/15（钢和铝合金材质可选） NS35/7.5 & NS35/15（Steel and Aluminium alloy are optional）		/	
终端固定件 End stopper		/		/	

回拉式连接技术

Spring-cage connection technology

直通式、多导线和接地端子

Feed-through, multi-conductor and ground terminal blocks





注：附件以及操作说明详见47页
Notes: For additional accessories and operating instruction, see page 47.

		WS 2.5T-DB		WS 2.5T-DB-11A(H)	
		cULus CE EAC RoHS REACH		cULus CE EAC RoHS REACH	
尺寸 Dimension					
厚度/长度/高度 Width/Length/Height	mm	10/28/18		10/28/18	
电气参数 Electrical Parameter		IEC IEC60947-7-1	UL UL1059	IEC IEC60947-7-1	UL UL1059
额定电压 Rated voltage	V	800	300	800	300
额定电流 Rated current	A	24	15	24	15
额定线径 Wire range	mm^2/AWG	0.2-2.5	28-14	0.2-2.5	28-14
额定冲击电压/污染等级 Rated surge voltage/Degree of pollution	KV/-	8/3		8/3	
过压类别/绝缘材料组别 Overvoltage category/Insulation material group	-/-	III / I		III / I	
接线容量 Connection capacity		刚性 Solid / 柔性 Stranded / 冷压头 (不带/带塑料套管) Ferrule (with and without plastic sleeve)		刚性 Solid / 柔性 Stranded / 冷压头 (不带/带塑料套管) Ferrule (with and without plastic sleeve)	
1根线 1 conductor	mm^2	0.2-2.5 / 0.2-2.5 / 0.2-2.5 / 0.2-1		0.2-2.5 / 0.2-2.5 / 0.2-2.5 / 0.2-1	
两根带TWIN冷压头的柔性导线 2 conductors with same cross section, stranded, TWIN ferrules with plastic sleeve	mm^2	— / — / — / 0.5		— / — / — / 0.5	
一般信息 General information					
绝缘材质/阻燃等级（符合UL94） Insulation material/Flammability rating(according to UL 94)		PA/V0		PA/V0	
工作温度 Operation temperature	℃（℉）	-40(-40)~105(221)		-40(-40)~105(221)	
剥线长度 Stripping length	mm	8-9		8-9	
颜色 Color		灰色（可根据客户需求定制） Gray（customization demand is available）		灰色（可根据客户需求定制） Gray（customization demand is available）	
一字螺丝刀规格（刀厚x刀宽） Slotted screwdriver size (Blade thickness x Width)	mm	0.5x3.5		0.5x3.5	
附件 Accessories					
相邻跨接件（2P） Adjacent jumper（2P）		/		/	
端板 End cover		D-WS2.5-DB		D-WS2.5-DB	
标记号（侧边） Marker（Side）		DEK6		DEK6	
警告牌 Warning cover		/		/	
导轨安装适配器 DIN rail mounting adapter		WHH-WS1.5-DB		/	
DIN轨道 DIN rail		NS35/7.5 & NS35/15（钢和铝合金材质可选） NS35/7.5 & NS35/15（Steel and Aluminium alloy are optional）		/	
终端固定件 End stopper		/		/	

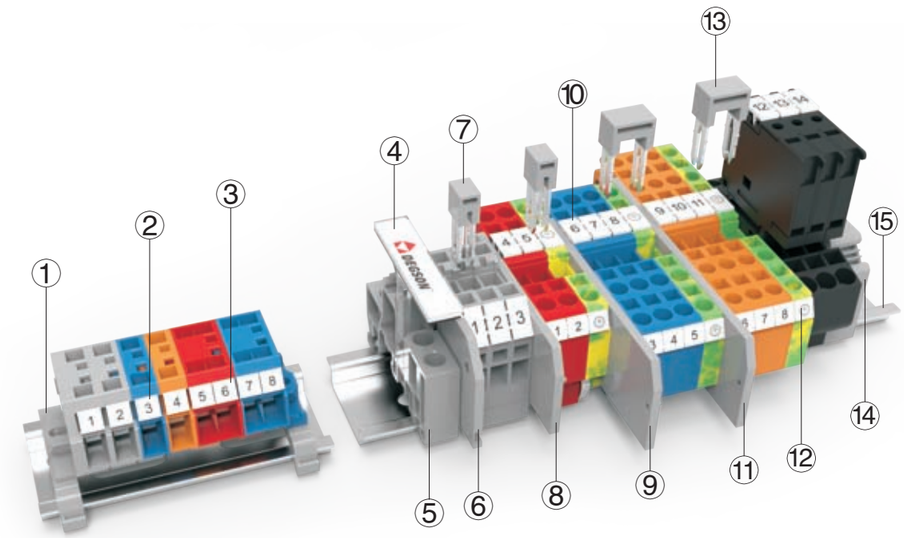

	描述 Description	品名 Part No.	备注 Remark
①	带螺丝固定脚 Mounting foot with screw	WHH-WS1.5-DB-01P-11-00A(H)	用于NS35轨道条，通过固定法兰固定端子 For DIN35, can be screwed on terminal blocks with mounting flange
②	标记条 Marker	DEK6-50P-19-00A(H)	用于WS4系列侧边的标记条 Marker is used for the side of WS4 series
③	标记条 Marker	DEK5-50P-19-00A(H)	用于WS4T-DB系列侧边的标记条 Marker is used for the side of WS4T-DB series
④	端子板标记 Terminal strip marker carrier	DLM2-01P-17-00A(H)	适用于E-PC，用于标记 Suitable for E-PC, use for marking
⑤	终端固定件 End stopper	E-PC-01P-11-1000A(H)	用于NS35轨道产品固定 Fixing products on NS35 DIN rail
⑥	端板 End cover	D-WS4-SD-01P-11-00A(H)	用于WS4-SD产品的端板 End cover is used for WS4-SD
⑦	相邻跨接件 Adjacent jumper	WFA4-01P-11-00A(H)	02P适用于WS4系列桥接件 02P bridge, use for WS4 series
⑧	端板 End cover	D-WS4-01P-11-00A(H)	用于WS4/WS4-PE产品端板 End cover is used for WS4&WS4-PE
⑨	端板 End cover	D-WS4-TW-01P-11-00A(H)	用于WS4-TW/WS4-TW-PE产品端板 End cover is used for WS4-TW&WS4-TW-PE
⑩	标记条 Marker	ZB6-10P-19-00A(H)	用于WS4系列顶部的标记条 Marker is used for the top of WS4 series
⑪	端板 End cover	D-WS4-QU-01P-11-00A(H)	用于WS4-QU/WS4-QU-PE产品端板 End cover is used for WS4-QU&WS4-QU-PE
⑫	标记条 Marker	DEK6-50P-19-00A(H)	用于WS4系列侧边的标记条 Marker is used for the side of WS4 series
⑬	间隔跨接件 Alternate jumper	WFB4-01P-11-00A(H)	02P适用于WS4系列桥接件 02P bridge, use for WS4 series
⑭	终端固定件 End stopper	E-WS-01P-11-00A(H)	用于NS35轨道产品固定 Fixing products on NS35 DIN rail
⑮	轨道条 DIN rail	NS35/7.5-0150-00A(H)	NS35轨道条 NS35 DIN rail

电路图 Circuit diagram

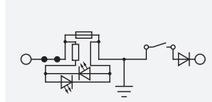

接线接点 Connection point for wiring	保险丝连接 Fuse connection	分断连接 Disconnecting
桥接连接点 Connection point for bridging	电阻连接 Resistance connection	电路连接点 Circuit connection point
LED灯连接 LED light connection	接地连接 Grounding connection	二极管连接 Diode connection

回拉式连接技术

Spring-cage connection technology

直通式、多导线和接地端子

Feed-through, multi-conductor and ground terminal blocks

注：附件以及操作说明详见54页
Notes: For additional accessories and operating instruction, see page 54.

	WS 4		WS 4-PE	
	cULus CE EAC RoHS REACH		cULus CE EAC RoHS REACH	
尺寸 Dimension				
厚度/长度/高度(NS35/7.5&NS35/15) Width/Length/Height(NS35/7.5&NS35/15) mm	6/60.4/36.45(43.95)		6/60.4/36.45(43.95)	
电气参数 Electrical Parameter	IEC IEC60947-7-1	UL UL1059	IEC IEC60947-7-2	UL UL1059
额定电压 Rated voltage V	800	600	/	/
额定电流 Rated current A	32	20	/	/
额定线径 Wire range mm^2/AWG	0.2-4	28-12	0.2-4	28-12
额定冲击电压/污染等级 Rated surge voltage/Degree of pollution KV/-	8/3		8/3	
过压类别/绝缘材料组别 Overvoltage category/Insulation material group -/-	III / I		III / I	
接线容量 Connection capacity	刚性 Solid / 柔性 Stranded	冷压头 (不带/带塑料套管) Ferrule (with and without plastic sleeve)	刚性 Solid / 柔性 Stranded	冷压头 (不带/带塑料套管) Ferrule (with and without plastic sleeve)
1根线 1 conductor mm^2	0.2-4 / 0.2-4	0.2-2.5 / 0.2-2.5	0.2-4 / 0.2-4	0.2-2.5 / 0.2-2.5
两根带TWIN冷压头的柔性导线 2 conductors with same cross section, stranded, TWIN ferrules with plastic sleeve mm^2	— / —	— / 0.5-1	— / —	— / 0.5-1
一般信息 General information				
绝缘材质/阻燃等级（符合UL94） Insulation material/Flammability rating(according to UL 94)	PA/V0		PA/V0	
工作温度 Operation temperature ℃（℉）	-40(-40)~105(221)		-40(-40)~105(221)	
剥线长度 Stripping length mm	13-14		13-14	
颜色 Color	灰色（可根据客户需求定制） Gray（customization demand is available）		黄绿混色 Green-yellow	
一字螺丝刀规格（刀厚x刀宽） Slotted screwdriver size (Blade thickness x Width) mm	0.5x3.5		0.5x3.5	
附件 Accessories				
相邻跨接件（2P） Adjacent jumper（2P）	WFA4		/	
间隔跨接件（2P） Alternate jumper（2P）	WFB4		/	
交错跨接件（2P） Staggered jumper（2P）	/		/	
端板 End cover	D-WS4		D-WS4	
标记号（顶部） Marker（Top）	ZB6		ZB6	
标记号（侧边） Marker（Side）	DEK6		DEK6	
警告牌 Warning cover	EEA4		EEA4	
DIN轨道 DIN rail	NS35/7.5 & NS35/15（钢和铝合金材质可选） NS35/7.5 & NS35/15（Steel and Aluminium alloy are optional）		NS35/7.5 & NS35/15（钢和铝合金材质可选） NS35/7.5 & NS35/15（Steel and Aluminium alloy are optional）	
终端固定件 End stopper	E-WS&E-PC&E-MK		E-WS&E-PC&E-MK	

回拉式连接技术

Spring-cage connection technology

直通式、多导线和接地端子

Feed-through, multi-conductor and ground terminal blocks





注：附件以及操作说明详见54页
Notes: For additional accessories and operating instruction, see page 54.

	WS 4-TW		WS 4-TW-PE	
	cULus CE EAC RoHS REACH		cULus CE EAC RoHS REACH	
尺寸 Dimension				
厚度/长度/高度(NS35/7.5&NS35/15) Width/Length/Height(NS35/7.5&NS35/15) mm	6/73.5/36.45(43.95)		6/73.5/36.45(43.95)	
电气参数 Electrical Parameter	IEC IEC60947-7-1	UL UL1059	IEC IEC60947-7-2	UL UL1059
额定电压 Rated voltage V	800	600	/	/
额定电流 Rated current A	32	20	/	/
额定线径 Wire range mm^2/AWG	0.2-4	28-12	0.2-4	28-12
额定冲击电压/污染等级 Rated surge voltage/Degree of pollution KV/-	8/3		8/3	
过压类别/绝缘材料组别 Overvoltage category/Insulation material group -/-	III / I		III / I	
接线容量 Connection capacity	刚性 Solid / 柔性 Stranded	冷压头 (不带/带塑料套管) Ferrule (with and without plastic sleeve)	刚性 Solid / 柔性 Stranded	冷压头 (不带/带塑料套管) Ferrule (with and without plastic sleeve)
1根线 1 conductor mm^2	0.2-4 / 0.2-4	0.2-2.5 / 0.2-2.5	0.2-4 / 0.2-4	0.2-2.5 / 0.2-2.5
两根带TWIN冷压头的柔性导线 2 conductors with same cross section, stranded, TWIN ferrules with plastic sleeve mm^2	— / —	— / 0.5-1	— / —	— / 0.5-1
一般信息 General information				
绝缘材质/阻燃等级（符合UL94） Insulation material/Flammability rating(according to UL 94)	PA/V0		PA/V0	
工作温度 Operation temperature ℃（℉）	-40(-40)~105(221)		-40(-40)~105(221)	
剥线长度 Stripping length mm	10-12		10-12	
颜色 Color	灰色（可根据客户需求定制） Gray（customization demand is available）		黄绿混色 Green-yellow	
一字螺丝刀规格（刀厚x刀宽） Slotted screwdriver size (Blade thickness x Width) mm	0.5x3.5		0.5x3.5	
附件 Accessories				
相邻跨接件（2P） Adjacent jumper（2P）	WFA4		/	
间隔跨接件（2P） Alternate jumper（2P）	WFB4		/	
交错跨接件（2P） Staggered jumper（2P）	/		/	
端板 End cover	D-WS4-TW		D-WS4-TW	
标记号（顶部） Marker（Top）	ZB6		ZB6	
标记号（侧边） Marker（Side）	DEK6		DEK6	
警告牌 Warning cover	EEA4		EEA4	
DIN轨道 DIN rail	NS35/7.5 & NS35/15（钢和铝合金材质可选） NS35/7.5 & NS35/15（Steel and Aluminium alloy are optional）		NS35/7.5 & NS35/15（钢和铝合金材质可选） NS35/7.5 & NS35/15（Steel and Aluminium alloy are optional）	
终端固定件 End stopper	E-WS&E-PC&E-MK		E-WS&E-PC&E-MK	

回拉式连接技术

Spring-cage connection technology

直通式、多导线和接地端子

Feed-through, multi-conductor and ground terminal blocks





注：附件以及操作说明详见54页
Notes: For additional accessories and operating instruction, see page 54.

	WS 4-QU		WS 4-QU-PE	
	cULus CE EAC RoHS REACH		CE EAC RoHS REACH	
尺寸 Dimension				
厚度/长度/高度(NS35/7.5&NS35/15) Width/Length/Height(NS35/7.5&NS35/15) mm	6/86.2/36.45(43.95)		6/86.2/36.45(43.95)	
电气参数 Electrical Parameter	IEC IEC60947-7-1	UL UL1059	IEC IEC60947-7-2	UL UL1059
额定电压 Rated voltage V	800	600	/	/
额定电流 Rated current A	32	20	/	/
额定线径 Wire range mm^2/AWG	0.2-4	28-12	0.2-4	28-12
额定冲击电压/污染等级 Rated surge voltage/Degree of pollution KV/-	8/3		8/3	
过压类别/绝缘材料组别 Overvoltage category/Insulation material group -/-	III / I		III / I	
接线容量 Connection capacity	刚性 Solid / 柔性 Stranded	冷压头 (不带/带塑料套管) Ferrule (with and without plastic sleeve)	刚性 Solid / 柔性 Stranded	冷压头 (不带/带塑料套管) Ferrule (with and without plastic sleeve)
1根线 1 conductor mm^2	0.2-4 / 0.2-4	0.2-2.5 / 0.2-2.5	0.2-4 / 0.2-4	0.2-2.5 / 0.2-2.5
两根带TWIN冷压头的柔性导线 2 conductors with same cross section, stranded, TWIN ferrules with plastic sleeve mm^2	— / —	— / 0.5-1	— / —	— / 0.5-1
一般信息 General information				
绝缘材质/阻燃等级（符合UL94） Insulation material/Flammability rating(according to UL 94)	PA/V0		PA/V0	
工作温度 Operation temperature ℃（℉）	-40(-40)~105(221)		-40(-40)~105(221)	
剥线长度 Stripping length mm	11-12		11-12	
颜色 Color	灰色（可根据客户需求定制） Gray（customization demand is available）		黄绿混色 Green-yellow	
一字螺丝刀规格（刀厚x刀宽） Slotted screwdriver size (Blade thickness x Width) mm	0.5x3.5		0.5x3.5	
附件 Accessories				
相邻跨接件（2P） Adjacent jumper（2P）	WFA4		/	
间隔跨接件（2P） Alternate jumper（2P）	WFB4		/	
交错跨接件（2P） Staggered jumper（2P）	/		/	
端板 End cover	D-WS4-QU		D-WS4-QU	
标记号（顶部） Marker（Top）	ZB6		ZB6	
标记号（侧边） Marker（Side）	DEK6		DEK6	
警告牌 Warning cover	EEA4		EEA4	
DIN轨道 DIN rail	NS35/7.5 & NS35/15（钢和铝合金材质可选） NS35/7.5 & NS35/15（Steel and Aluminium alloy are optional）		NS35/7.5 & NS35/15（钢和铝合金材质可选） NS35/7.5 & NS35/15（Steel and Aluminium alloy are optional）	
终端固定件 End stopper	E-WS&E-PC&E-MK		E-WS&E-PC&E-MK	

回拉式连接技术

Spring-cage connection technology

直通式、多导线和接地端子

Feed-through, multi-conductor and ground terminal blocks



注：附件以及操作说明详见54页
Notes: For additional accessories and operating instruction, see page 54.

	WS 4-DB		WS 4T-DB	
	CE EAC RoHS REACH		CE EAC RoHS REACH	
尺寸 Dimension				
厚度/长度/高度 Width/Length/Height mm	7/33.4/23		12/33.4/23	
电气参数 Electrical Parameter	IEC IEC60947-7-1	UL UL1059	IEC IEC60947-7-1	UL UL1059
额定电压 Rated voltage V	630	300	800	300
额定电流 Rated current A	32	20	32	20
额定线径 Wire range mm^2/AWG	0.2-4	28-12	0.2-4	28-12
额定冲击电压/污染等级 Rated surge voltage/Degree of pollution KV/-	8/3		8/3	
过压类别/绝缘材料组别 Overvoltage category/Insulation material group -/-	III / I		III / I	
接线容量 Connection capacity	刚性 Solid / 柔性 Stranded	冷压头 (不带/带塑料套管) Ferrule (with and without plastic sleeve)	刚性 Solid / 柔性 Stranded	冷压头 (不带/带塑料套管) Ferrule (with and without plastic sleeve)
1根线 1 conductor mm^2	0.2-4 / 0.2-4	0.2-2.5 / 0.2-2.5	0.2-4 / 0.2-4	0.2-2.5 / 0.2-2.5
两根带TWIN冷压头的柔性导线 2 conductors with same cross section, stranded, TWIN ferrules with plastic sleeve mm^2	— / —	— / 0.5-1	— / —	— / 0.5-1
一般信息 General information				
绝缘材质/阻燃等级（符合UL94） Insulation material/Flammability rating(according to UL 94)	PA/V0		PA/V0	
工作温度 Operation temperature ℃（℉）	-40(-40)~105(221)		-40(-40)~105(221)	
剥线长度 Stripping length mm	10-11		10-11	
颜色 Color	灰色（可根据客户需求定制） Gray（customization demand is available）		灰色（可根据客户需求定制） Gray（customization demand is available）	
一字螺丝刀规格（刀厚x刀宽） Slotted screwdriver size (Blade thickness x Width) mm	0.5x3.5		0.5x3.5	
附件 Accessories				
相邻跨接件（2P） Adjacent jumper（2P）	/		/	
端板 End cover	D-WS4-DB		D-WS4-DB	
标记号（侧边） Marker（Side）	DEK6		DEK6	
警告牌 Warning cover	/		/	
导轨安装适配器 DIN rail mounting adapter	WHH-WS1.5-DB		WHH-WS1.5-DB	
DIN轨道 DIN rail	NS35/7.5 & NS35/15（钢和铝合金材质可选） NS35/7.5 & NS35/15（Steel and Aluminium alloy are optional）		NS35/7.5 & NS35/15（钢和铝合金材质可选） NS35/7.5 & NS35/15（Steel and Aluminium alloy are optional）	
终端固定件 End stopper	/		/	

回拉式连接技术

Spring-cage connection technology

直通式、多导线和接地端子

Feed-through, multi-conductor and ground terminal blocks



注：附件以及操作说明详见54页
Notes: For additional accessories and operating instruction, see page 54.

		WS 4-SD		WS 4-SD-PE	
		RoHS REACH		RoHS REACH	
尺寸 Dimension					
厚度/长度/高度(NS35/7.5&NS35/15) Width/Length/Height(NS35/7.5&NS35/15)	mm	6/41.8/40(47.5)		6/41.8/40(47.5)	
电气参数 Electrical Parameter		IEC IEC60947-7-1	UL UL1059	IEC IEC60947-7-2	UL UL1059
额定电压 Rated voltage	V	800	600	/	/
额定电流 Rated current	A	32	20	/	/
额定线径 Wire range	mm^2/AWG	0.2-4	28-12	0.2-4	28-12
额定冲击电压/污染等级 Rated surge voltage/Degree of pollution	KV/-	8/3		8/3	
过压类别/绝缘材料组别 Overvoltage category/Insulation material group	-/-	III / I		III / I	
接线容量 Connection capacity		刚性 Solid / 柔性 Stranded / 冷压头 (不带/带塑料套管) Ferrule (with and without plastic sleeve)		刚性 Solid / 柔性 Stranded / 冷压头 (不带/带塑料套管) Ferrule (with and without plastic sleeve)	
1根线 1 conductor	mm^2	0.2-4 / 0.2-4 / 0.2-2.5	0.2-2.5	0.2-4 / 0.2-4 / 0.2-2.5	0.2-2.5
两根带TWIN冷压头的柔性导线 2 conductors with same cross section, stranded, TWIN ferrules with plastic sleeve	mm^2	— / — / —	0.5-1	— / — / —	0.5-1
一般信息 General information					
绝缘材质/阻燃等级（符合UL94） Insulation material/Flammability rating(according to UL 94)		PA/V0		PA/V0	
工作温度 Operation temperature	℃（℉）	-40(-40)~105(221)		-40(-40)~105(221)	
剥线长度 Stripping length	mm	11-12		11-12	
颜色 Color		灰色（可根据客户需求定制） Gray（customization demand is available）		黄绿混色 Green-yellow	
一字螺丝刀规格（刀厚x刀宽） Slotted screwdriver size (Blade thickness x Width)	mm	0.5x3.5		0.5x3.5	
附件 Accessories					
相邻跨接件（2P） Adjacent jumper（2P）		WFA4		/	
间隔跨接件（2P） Alternate jumper（2P）		WFB4		WFB4	
交错跨接件（2P） Staggered jumper（2P）		/		/	
端板 End cover		D-WS4-SD		D-WS4-SD	
标记号（顶部） Marker（Top）		/		/	
标记号（侧边） Marker（Side）		ZB6		ZB6	
警告牌 Warning cover		EEA4		EEA4	
DIN轨道 DIN rail		NS35/7.5 & NS35/15（钢和铝合金材质可选） NS35/7.5 & NS35/15（Steel and Aluminium alloy are optional）		NS35/7.5 & NS35/15（钢和铝合金材质可选） NS35/7.5 & NS35/15（Steel and Aluminium alloy are optional）	
终端固定件 End stopper		E-WS&E-PC&E-MK		E-WS&E-PC&E-MK	

回拉式连接技术

Spring-cage connection technology

保险丝端子(5X20)

Fuse terminal blocks(5X20)

注：附件以及操作说明详见54页
Notes: For additional accessories and operating instruction, see page 54.

		WSF4-TA		WSF4-TA-08A(H)	
		RoHS REACH		RoHS REACH	
尺寸 Dimension					
厚度/长度/高度(NS35/7.5&NS35/15) Width/Length/Height(NS35/7.5&NS35/15)	mm	6/60/68(75.5)		6/60/68(75.5)	
电气参数 Electrical Parameter		IEC IEC60947-7-3	UL UL1059	IEC IEC60947-7-3	UL UL1059
额定电压 Rated voltage	V	800	600	30	30
额定电流 Rated current	A	16	10	16	10
额定线径 Wire range	mm^2/AWG	0.2-4	28-10	0.2-4	28-10
额定冲击电压/污染等级 Rated surge voltage/Degree of pollution	KV/-	8/3		8/3	
过压类别/绝缘材料组别 Overvoltage category/Insulation material group	-/-	III / I		III / I	
接线容量 Connection capacity		刚性 Solid / 柔性 Stranded / 冷压头 (不带/带塑料套管) Ferrule (with and without plastic sleeve)		刚性 Solid / 柔性 Stranded / 冷压头 (不带/带塑料套管) Ferrule (with and without plastic sleeve)	
1根线 1 conductor	mm^2	0.2-4 / 0.2-4 / 0.2-2.5	0.2-2.5	0.2-4 / 0.2-4 / 0.2-2.5	0.2-2.5
两根带TWIN冷压头的柔性导线 2 conductors with same cross section, stranded, TWIN ferrules with plastic sleeve	mm^2	— / — / —	0.5-1	— / — / —	0.5-1
一般信息 General information					
绝缘材质/阻燃等级（符合UL94） Insulation material/Flammability rating(according to UL 94)		PA/V0		PA/V0	
工作温度 Operation temperature	℃（℉）	-40(-40)~105(221)		-40(-40)~105(221)	
剥线长度 Stripping length	mm	10-12		10-12	
颜色 Color		黑色（可根据客户需求定制） Black（customization demand is available）		黑色（可根据客户需求定制） Black（customization demand is available）	
一字螺丝刀规格（刀厚x刀宽） Slotted screwdriver size (Blade thickness x Width)	mm	0.5x3.5		0.5x3.5	
附件 Accessories					
相邻跨接件（2P） Adjacent jumper（2P）		WFA4		WFA4	
间隔跨接件（2P） Alternate jumper（2P）		WFB4		WFB4	
交错跨接件（2P） Staggered jumper（2P）		/		/	
端板 End cover		/		/	
标记号（顶部） Marker（Top）		ZB6		ZB6	
标记号（侧边） Marker（Side）		/		/	
警告牌 Warning cover		EEA4		EEA4	
DIN轨道 DIN rail		NS35/7.5 & NS35/15（钢和铝合金材质可选） NS35/7.5 & NS35/15（Steel and Aluminium alloy are optional）		NS35/7.5 & NS35/15（钢和铝合金材质可选） NS35/7.5 & NS35/15（Steel and Aluminium alloy are optional）	
终端固定件 End stopper		E-WS&E-PC&E-MK		E-WS&E-PC&E-MK	

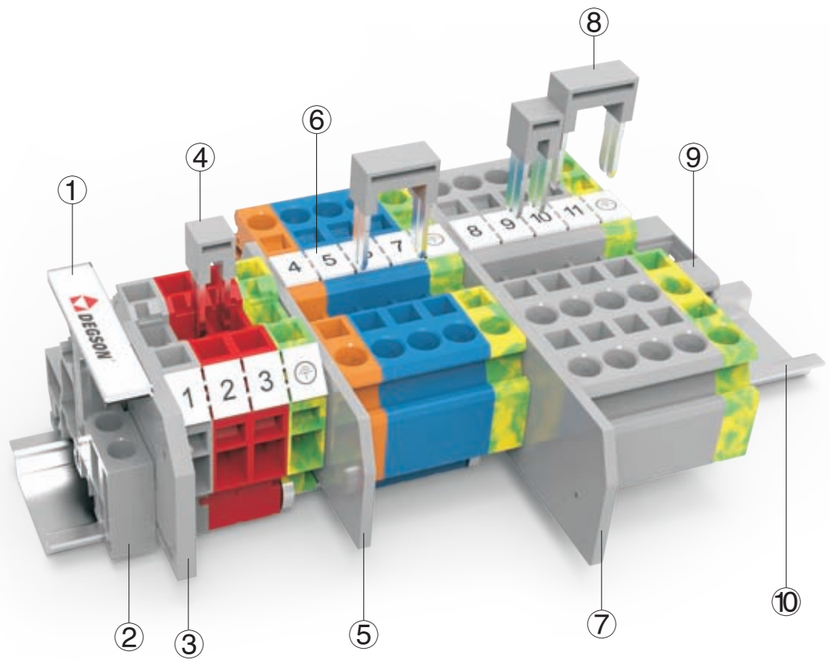

描述 Description	品名 Part No.	备注 Remark
① 端子板标记 Terminal strip marker carrier	DLM2-01P-17-00A(H)	适用于E-PC，用于标记 Suitable for E-PC, use for marking
② 终端固定件 End stopper	E-PC-01P-11-1000A(H)	用于NS35轨道产品固定 Fixing products on NS35 DIN rail
③ 端板 End cover	D-WS6-SD-01P-11-00A(H)	用于WS6-SD/WS6-SD-PE产品的端板 End cover is used for WS6-SD&WS6-SD-PE
④ 相邻跨接件 Adjacent jumper	WFA6-01P-11-00A(H)	02P适用于WS6系列桥接件 02P bridge, use for WS6 series
⑤ 端板 End cover	D-WS6-01P-11-00A(H)	用于WS6/WS6-PE产品端板 End cover is used for Ws6&WS6-PE
⑥ 标记条 Marker	ZB8-10P-19-00A(H)	用于WS6系列顶部的标记条 Marker is used for the top of WS6 series
⑦ 端板 End cover	D-WS6-TW-01P-11-00A(H)	用于WS6-TW/WS6-TW-PE产品端板 End cover is used for WS6-TW&WS6-TW-PE
⑧ 间隔跨接件 Alternate jumper	WFB6-01P-11-00A(H)	02P适用于WS6系列桥接件 02P bridge, use for WS6 series
⑨ 终端固定件 End stopper	E-WS-01P-11-00A(H)	用于NS35轨道产品固定 Fixing products on NS35 DIN rail
⑩ 轨道条 DIN rail	NS35/7.5-0150-00A(H)	NS35轨道条 NS35 DIN rail

电路图 Circuit diagram

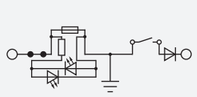

○ 接线接点 Connection point for wiring	保险丝连接 Fuse connection	分断连接 Disconnecting
• 桥接连接点 Connection point for bridging	电阻连接 Resistance connection	· 电路连接点 Circuit connection point
LED灯连接 LED light connection	接地连接 Grounding connection	二极管连接 Diode connection

回拉式连接技术

Spring-cage connection technology

直通式、多导线和接地端子

Feed-through, multi-conductor and ground terminal blocks

注：附件以及操作说明详见61页

Notes: For additional accessories and operating instruction, see page 61.



	WS 6		WS 6-PE	
	cULus CE EAC RoHS REACH		cULus CE EAC RoHS REACH	
尺寸 Dimension				
厚度/长度/高度(NS35/7.5&NS35/15) Width/Length/Height(NS35/7.5&NS35/15) mm	8/74.5/40(47.5)		8/74.5/40(47.5)	
电气参数 Electrical Parameter	IEC IEC60947-7-1	UL UL1059	IEC IEC60947-7-2	UL UL1059
额定电压 Rated voltage V	800	600	/	/
额定电流 Rated current A	41	30	/	/
额定线径 Wire range mm^2/AWG	0.2-6	24-10	0.2-6	24-10
额定冲击电压/污染等级 Rated surge voltage/Degree of pollution KV/-	8/3		8/3	
过压类别/绝缘材料组别 Overvoltage category/Insulation material group -/-	III / I		III / I	
接线容量 Connection capacity	刚性 Solid	柔性 Stranded	冷压头 (不带/带塑料套管) Ferrule (with and without plastic sleeve)	
1根线 1 conductor mm^2	0.2-6	0.2-6	0.2-6	0.2-4
两根带TWIN冷压头的柔性导线 2 conductors with same cross section, stranded, TWIN ferrules with plastic sleeve mm^2	—	—	—	0.5-2.5
一般信息 General information				
绝缘材质/阻燃等级（符合UL94） Insulation material/Flammability rating(according to UL 94)	PA/V0		PA/V0	
工作温度 Operation temperature ℃（℉）	-40(-40)~105(221)		-40(-40)~105(221)	
剥线长度 Stripping length mm	12-13		12-13	
颜色 Color	灰色（可根据客户需求定制） Gray（customization demand is available）		黄绿混色 Green-yellow	
一字螺丝刀规格（刀厚x刀宽） Slotted screwdriver size (Blade thickness x Width) mm	0.8x5.5		0.8x5.5	
附件 Accessories				
相邻跨接件（2P） Adjacent jumper（2P）	WFA6		/	
间隔跨接件（2P） Alternate jumper（2P）	WFB6		/	
交错跨接件（2P） Staggered jumper（2P）	/		/	
端板 End cover	D-WS6		D-WS6	
标记号（顶部） Marker（Top）	ZB8		ZB8	
标记号（侧边） Marker（Side）	/		/	
警告牌 Warning cover	EEA6		EEA6	
DIN轨道 DIN rail	NS35/7.5 & NS35/15（钢和铝合金材质可选） NS35/7.5 & NS35/15（Steel and Aluminium alloy are optional）		NS35/7.5 & NS35/15（钢和铝合金材质可选） NS35/7.5 & NS35/15（Steel and Aluminium alloy are optional）	
终端固定件 End stopper	E-WS&E-PC&E-MK		E-WS&E-PC&E-MK	

回拉式连接技术

Spring-cage connection technology

直通式、多导线和接地端子

Feed-through, multi-conductor and ground terminal blocks



注：附件以及操作说明详见61页
Notes: For additional accessories and operating instruction, see page 61.

	WS 6-TW		WS 6-TW-PE	
	cULus CE EAC RoHS REACH		cULus CE EAC RoHS REACH	
尺寸 Dimension				
厚度/长度/高度(NS35/7.5&NS35/15) Width/Length/Height(NS35/7.5&NS35/15) mm	8/93/40(47.5)		8/93/40(47.5)	
电气参数 Electrical Parameter	IEC IEC60947-7-1	UL UL1059	IEC IEC60947-7-2	UL UL1059
额定电压 Rated voltage V	800	600	/	/
额定电流 Rated current A	41	30	/	/
额定线径 Wire range mm^2/AWG	0.2-6	24-10	0.2-6	24-10
额定冲击电压/污染等级 Rated surge voltage/Degree of pollution KV/-	8/3		8/3	
过压类别/绝缘材料组别 Overvoltage category/Insulation material group -/-	III / I		III / I	
接线容量 Connection capacity	刚性 Solid / 柔性 Stranded	冷压头 (不带/带塑料套管) Ferrule (with and without plastic sleeve)	刚性 Solid / 柔性 Stranded	冷压头 (不带/带塑料套管) Ferrule (with and without plastic sleeve)
1根线 1 conductor mm^2	0.2-6 / 0.2-6	0.2-6 / 0.2-4	0.2-6 / 0.2-6	0.2-6 / 0.2-4
两根带TWIN冷压头的柔性导线 2 conductors with same cross section, stranded, TWIN ferrules with plastic sleeve mm^2	— / —	— / 0.5-2.5	— / —	— / 0.5-2.5
一般信息 General information				
绝缘材质/阻燃等级（符合UL94） Insulation material/Flammability rating(according to UL 94)	PA/V0		PA/V0	
工作温度 Operation temperature ℃（℉）	-40(-40)~105(221)		-40(-40)~105(221)	
剥线长度 Stripping length mm	13-14		13-14	
颜色 Color	灰色（可根据客户需求定制） Gray（customization demand is available）		黄绿混色 Green-yellow	
一字螺丝刀规格（刀厚x刀宽） Slotted screwdriver size (Blade thickness x Width) mm	0.8x5.5		0.8x5.5	
附件 Accessories				
相邻跨接件（2P） Adjacent jumper（2P）	WFA6		/	
间隔跨接件（2P） Alternate jumper（2P）	WFB6		/	
交错跨接件（2P） Staggered jumper（2P）	/		/	
端板 End cover	D-WS6-TW		D-WS6-TW	
标记号（顶部） Marker（Top）	ZB8		ZB8	
标记号（侧边） Marker（Side）	/		/	
警告牌 Warning cover	EEA6		EEA6	
DIN轨道 DIN rail	NS35/7.5 & NS35/15（钢和铝合金材质可选） NS35/7.5 & NS35/15（Steel and Aluminium alloy are optional）		NS35/7.5 & NS35/15（钢和铝合金材质可选） NS35/7.5 & NS35/15（Steel and Aluminium alloy are optional）	
终端固定件 End stopper	E-WS&E-PC&E-MK		E-WS&E-PC&E-MK	

回拉式连接技术

Spring-cage connection technology

直通式、多导线和接地端子

Feed-through, multi-conductor and ground terminal blocks

注：附件以及操作说明详见61页
Notes: For additional accessories and operating instruction, see page 61.

	WS 6-SD		WS 6-SD-PE	
	cULus CE EAC RoHS REACH		CE EAC RoHS REACH	
尺寸 Dimension				
厚度/长度/高度(NS35/7.5&NS35/15) Width/Length/Height(NS35/7.5&NS35/15) mm	8/46.5/44.5(52)		8/46.5/44.5(52)	
电气参数 Electrical Parameter	IEC IEC60947-7-1	UL UL1059	IEC IEC60947-7-2	UL UL1059
额定电压 Rated voltage V	800	600	/	/
额定电流 Rated current A	32	20	/	/
额定线径 Wire range mm^2/AWG	0.2-6	24-10	0.2-6	24-10
额定冲击电压/污染等级 Rated surge voltage/Degree of pollution KV/-	8/3		8/3	
过压类别/绝缘材料组别 Overvoltage category/Insulation material group -/-	III / I		III / I	
接线容量 Connection capacity	刚性 Solid / 柔性 Stranded	冷压头 (不带/带塑料套管) Ferrule (with and without plastic sleeve)	刚性 Solid / 柔性 Stranded	冷压头 (不带/带塑料套管) Ferrule (with and without plastic sleeve)
1根线 1 conductor mm^2	0.2-6 / 0.2-6	0.2-6 / 0.2-4	0.2-6 / 0.2-6	0.2-6 / 0.2-4
两根带TWIN冷压头的柔性导线 2 conductors with same cross section, stranded, TWIN ferrules with plastic sleeve mm^2	— / —	— / 0.5-2.5	— / —	— / 0.5-2.5
一般信息 General information				
绝缘材质/阻燃等级（符合UL94） Insulation material/Flammability rating(according to UL 94)	PA/V0		PA/V0	
工作温度 Operation temperature ℃（℉）	-40(-40)~105(221)		-40(-40)~105(221)	
剥线长度 Stripping length mm	9-10		9-10	
颜色 Color	灰色（可根据客户需求定制） Gray（customization demand is available）		黄绿混色 Green-yellow	
一字螺丝刀规格（刀厚x刀宽） Slotted screwdriver size (Blade thickness x Width) mm	0.8x5.5		0.8x5.5	
附件 Accessories				
相邻跨接件（2P） Adjacent jumper（2P）	WFA6		/	
间隔跨接件（2P） Alternate jumper（2P）	WFB6		/	
交错跨接件（2P） Staggered jumper（2P）	/		/	
端板 End cover	D-WS6-SD		D-WS6-SD	
标记号（顶部） Marker（Top）	/		/	
标记号（侧边） Marker（Side）	ZB8		ZB8	
警告牌 Warning cover	EEA6		EEA6	
DIN轨道 DIN rail	NS35/7.5 & NS35/15（钢和铝合金材质可选） NS35/7.5 & NS35/15（Steel and Aluminium alloy are optional）		NS35/7.5 & NS35/15（钢和铝合金材质可选） NS35/7.5 & NS35/15（Steel and Aluminium alloy are optional）	
终端固定件 End stopper	E-WS&E-PC&E-MK		E-WS&E-PC&E-MK	

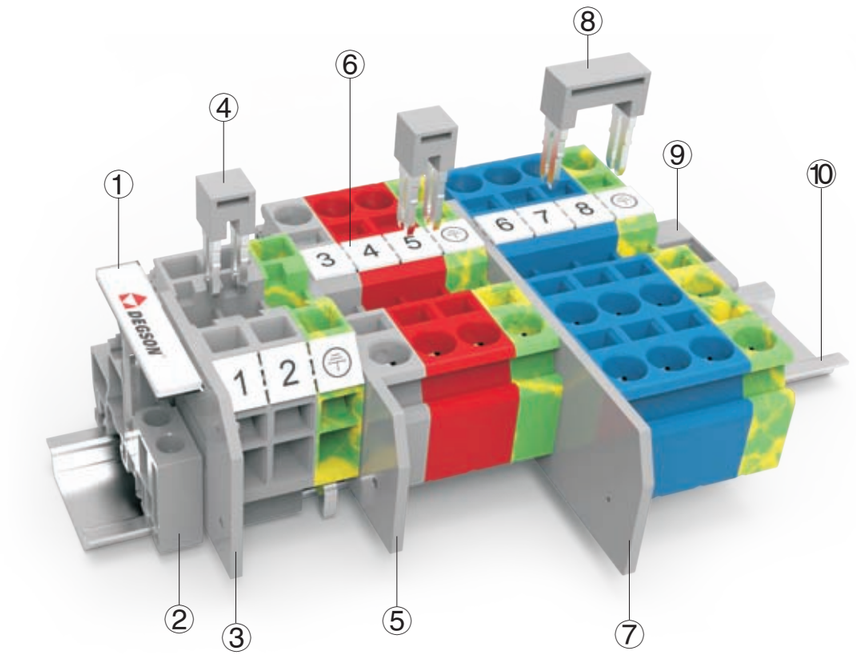

描述 Description	品名 Part No.	备注 Remark
① 端子板标记 Terminal strip marker carrier	DLM2-01P-17-00A(H)	适用于E-PC，用于标记 Suitable for E-PC, use for marking
② 终端固定件 End stopper	E-PC-01P-11-1000A(H)	用于NS35轨道产品固定 Fixing products on NS35 DIN rail
③ 端板 End cover	D-WS10-SD-01P-11-00A(H)	用于WS10-SD/WS10-SD-PE产品的端板 End cover is used for WS10-SD&WS10-SD-PE
④ 相邻跨接件 Adjacent jumper	WFA10-01P-11-00A(H)	02P适用于WS10系列桥接件 02P bridge, use for WS10 series
⑤ 端板 End cover	D-WS10-01P-11-00A(H)	用于WS10/WS10-PE产品端板 End cover is used for WS10&WS10-PE
⑥ 标记条 Marker	ZB10-10P-19-00A(H)	用于WS10系列顶部的标记条 Marker is used for the top of WS10 series
⑦ 端板 End cover	D-WS10-TW-01P-11-00A(H)	用于WS10-TW/WS10-TW-PE产品端板 End cover is used for WS10-TW&WS10-TW-PE
⑧ 间隔跨接件 Alternate jumper	WFB10-01P-11-00A(H)	02P适用于WS10系列桥接件 02P bridge, use for WS10 series
⑨ 终端固定件 End stopper	E-WS-01P-11-00A(H)	用于NS35轨道产品固定 Fixing products on NS35 DIN rail
⑩ 轨道条 DIN rail	NS35/7.5-0150-00A(H)	NS35轨道条 NS35 DIN rail

电路图 Circuit diagram

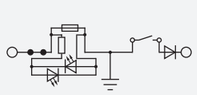

接线接点 Connection point for wiring	保险丝连接 Fuse connection	分断连接 Disconnecting
桥接连接点 Connection point for bridging	电阻连接 Resistance connection	电路连接点 Circuit connection point
LED灯连接 LED light connection	接地连接 Grounding connection	二极管连接 Diode connection

回拉式连接技术

Spring-cage connection technology

直通式、多导线和接地端子

Feed-through, multi-conductor and ground terminal blocks

注：附件以及操作说明详见65页
Notes: For additional accessories and operating instruction, see page 65.





	WS 10		WS 10-PE	
	cULus CE EAC RoHS REACH		cULus CE EAC RoHS REACH	
尺寸 Dimension				
厚度/长度/高度(NS35/7.5&NS35/15) Width/Length/Height(NS35/7.5&NS35/15) mm	10/77.5/42.5(50)		10/77.5/42.5(50)	
电气参数 Electrical Parameter	IEC IEC60947-7-1	UL UL1059	IEC IEC60947-7-2	UL UL1059
额定电压 Rated voltage V	800	600	/	/
额定电流 Rated current A	57	50	/	/
额定线径 Wire range mm^2/AWG	0.2-10	24-8	0.2-10	24-8
额定冲击电压/污染等级 Rated surge voltage/Degree of pollution KV/-	8/3		8/3	
过压类别/绝缘材料组别 Overvoltage category/Insulation material group -/-	III / I		III / I	
接线容量 Connection capacity	刚性 Solid / 柔性 Stranded	冷压头（不带/带塑料套管） Ferrule (with and without plastic sleeve)	刚性 Solid / 柔性 Stranded	冷压头（不带/带塑料套管） Ferrule (with and without plastic sleeve)
1根线 1 conductor mm^2	0.2-10 / 0.2-10	0.2-10 / 0.2-10	0.2-10 / 0.2-10	0.2-10 / 0.2-10
两根带TWIN冷压头的柔性导线 2 conductors with same cross section, stranded, TWIN ferrules with plastic sleeve mm^2	— / —	— / 0.5-4	— / —	— / 0.5-4
一般信息 General information				
绝缘材质/阻燃等级（符合UL94） Insulation material/Flammability rating(according to UL 94)	PA/V0		PA/V0	
工作温度 Operation temperature ℃（℉）	-40(-40)~105(221)		-40(-40)~105(221)	
剥线长度 Stripping length mm	13-14		13-14	
颜色 Color	灰色（可根据客户需求定制） Gray（customization demand is available）		黄绿混色 Green-yellow	
一字螺丝刀规格（刀厚x刀宽） Slotted screwdriver size (Blade thickness x Width) mm	0.8x5.5		0.8x5.5	
附件 Accessories				
相邻跨接件（2P） Adjacent jumper（2P）	WFA10		/	
间隔跨接件（2P） Alternate jumper（2P）	WFB10		/	
交错跨接件（2P） Staggered jumper（2P）	/		/	
端板 End cover	D-WS10		D-WS10	
标记号（顶部） Marker（Top）	ZB10		ZB10	
标记号（侧边） Marker（Side）	/		/	
警告牌 Warning cover	EEA10		EEA10	
DIN轨道 DIN rail	NS35/7.5 & NS35/15（钢和铝合金材质可选） NS35/7.5 & NS35/15（Steel and Aluminium alloy are optional）		NS35/7.5 & NS35/15（钢和铝合金材质可选） NS35/7.5 & NS35/15（Steel and Aluminium alloy are optional）	
终端固定件 End stopper	E-WS&E-PC&E-MK		E-WS&E-PC&E-MK	

回拉式连接技术

Spring-cage connection technology

直通式、多导线和接地端子

Feed-through, multi-conductor and ground terminal blocks

注：附件以及操作说明详见65页
Notes: For additional accessories and operating instruction, see page 65.



	WS 10-TW	WS 10-TW-PE
	cULus CE EAC RoHS REACH	CE EAC RoHS REACH
尺寸 Dimension		
厚度/长度/高度(NS35/7.5&NS35/15) Width/Length/Height(NS35/7.5&NS35/15) mm	10/97.5/42.5(50)	10/97.5/42.5(50)
电气参数 Electrical Parameter	IEC IEC60947-7-1 / UL UL1059	IEC IEC60947-7-2 / UL UL1059
额定电压 Rated voltage V	800 / 600	/ /
额定电流 Rated current A	57 / 50	/ /
额定线径 Wire range mm^2/AWG	0.2-10 / 24-8	0.2-10 / 24-8
额定冲击电压/污染等级 Rated surge voltage/Degree of pollution KV/-	8/3	8/3
过压类别/绝缘材料组别 Overvoltage category/Insulation material group -/-	III / I	III / I
接线容量 Connection capacity	刚性 Solid / 柔性 Stranded / 冷压头 (不带/带塑料套管) Ferrule (with and without plastic sleeve)	刚性 Solid / 柔性 Stranded / 冷压头 (不带/带塑料套管) Ferrule (with and without plastic sleeve)
1根线 1 conductor mm^2	0.2-10 / 0.2-10 / 0.2-10 / 0.2-10	0.2-10 / 0.2-10 / 0.2-10 / 0.2-10
两根带TWIN冷压头的柔性导线 2 conductors with same cross section, stranded, TWIN ferrules with plastic sleeve mm^2	— / — / — / 0.5-4	— / — / — / 0.5-4
一般信息 General information		
绝缘材质/阻燃等级（符合UL94） Insulation material/Flammability rating(according to UL 94)	PA/V0	PA/V0
工作温度 Operation temperature ℃（℉）	-40(-40)~105(221)	-40(-40)~105(221)
剥线长度 Stripping length mm	13-14	13-14
颜色 Color	灰色（可根据客户需求定制） Gray（customization demand is available）	黄绿混色 Green-yellow
一字螺丝刀规格（刀厚x刀宽） Slotted screwdriver size (Blade thickness x Width) mm	0.8x5.5	0.8x5.5
附件 Accessories		
相邻跨接件（2P） Adjacent jumper（2P）	WFA10	/
间隔跨接件（2P） Alternate jumper（2P）	WFB10	/
交错跨接件（2P） Staggered jumper（2P）	/	/
端板 End cover	D-WS10-TW	D-WS10-TW
标记号（顶部） Marker（Top）	ZB10	ZB10
标记号（侧边） Marker（Side）	/	/
警告牌 Warning cover	EEA10	EEA10
DIN轨道 DIN rail	NS35/7.5 & NS35/15（钢和铝合金材质可选） NS35/7.5 & NS35/15（Steel and Aluminium alloy are optional）	NS35/7.5 & NS35/15（钢和铝合金材质可选） NS35/7.5 & NS35/15（Steel and Aluminium alloy are optional）
终端固定件 End stopper	E-WS&E-PC&E-MK	E-WS&E-PC&E-MK

回拉式连接技术

Spring-cage connection technology

直通式、多导线和接地端子

Feed-through, multi-conductor and ground terminal blocks

注：附件以及操作说明详见65页
Notes: For additional accessories and operating instruction, see page 65.



	WS 10-SD	WS 10-SD-PE
	CE EAC RoHS REACH	CE EAC RoHS REACH
尺寸 Dimension		
厚度/长度/高度(NS35/7.5&NS35/15) Width/Length/Height(NS35/7.5&NS35/15) mm	10/52/49(56.5)	10/52/49(56.5)
电气参数 Electrical Parameter	IEC IEC60947-7-1 / UL UL1059	IEC IEC60947-7-2 / UL UL1059
额定电压 Rated voltage V	800 / 600	/ /
额定电流 Rated current A	57 / 50	/ /
额定线径 Wire range mm^2/AWG	0.2-10 / 24-8	0.2-6 / 24-10
额定冲击电压/污染等级 Rated surge voltage/Degree of pollution KV/-	8/3	8/3
过压类别/绝缘材料组别 Overvoltage category/Insulation material group -/-	III / I	III / I
接线容量 Connection capacity	刚性 Solid / 柔性 Stranded / 冷压头 (不带/带塑料套管) Ferrule (with and without plastic sleeve)	刚性 Solid / 柔性 Stranded / 冷压头 (不带/带塑料套管) Ferrule (with and without plastic sleeve)
1根线 1 conductor mm^2	0.2-10 / 0.2-10 / 0.2-10 / 0.2-6.0	0.2-10 / 0.2-10 / 0.2-10 / 0.2-6.0
两根带TWIN冷压头的柔性导线 2 conductors with same cross section, stranded, TWIN ferrules with plastic sleeve mm^2	— / — / — / 0.5-4	— / — / — / 0.5-4
一般信息 General information		
绝缘材质/阻燃等级（符合UL94） Insulation material/Flammability rating(according to UL 94)	PA/V0	PA/V0
工作温度 Operation temperature ℃（℉）	-40(-40)~105(221)	-40(-40)~105(221)
剥线长度 Stripping length mm	13-14	13-14
颜色 Color	灰色（可根据客户需求定制） Gray（customization demand is available）	黄绿混色 Green-yellow
一字螺丝刀规格（刀厚x刀宽） Slotted screwdriver size (Blade thickness x Width) mm	0.8x5.5	0.8x5.5
附件 Accessories		
相邻跨接件（2P） Adjacent jumper（2P）	WFA10	/
间隔跨接件（2P） Alternate jumper（2P）	WFB10	/
交错跨接件（2P） Staggered jumper（2P）	/	/
端板 End cover	D-WS10-SD	D-WS10-SD
标记号（顶部） Marker（Top）	/	/
标记号（侧边） Marker（Side）	ZB10	ZB10
警告牌 Warning cover	EEA10	EEA10
DIN轨道 DIN rail	NS35/7.5 & NS35/15（钢和铝合金材质可选） NS35/7.5 & NS35/15（Steel and Aluminium alloy are optional）	NS35/7.5 & NS35/15（钢和铝合金材质可选） NS35/7.5 & NS35/15（Steel and Aluminium alloy are optional）
终端固定件 End stopper	E-WS&E-PC&E-MK	E-WS&E-PC&E-MK

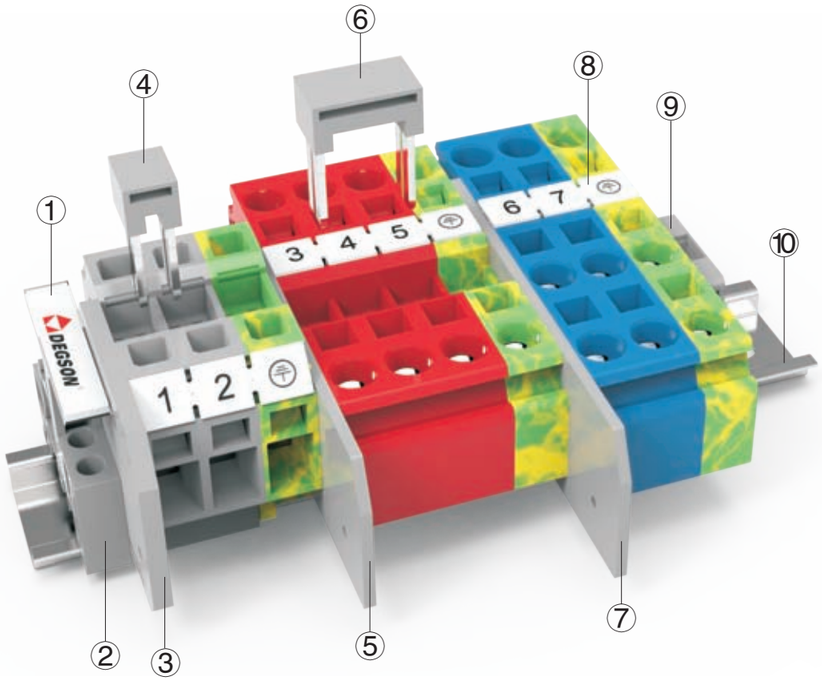

	描述 Description	品名 Part No.	备注 Remark
①	端子板标记 Terminal strip marker carrier	DLM2-01P-17-00A(H)	适用于E-PC，用于标记 Suitable for E-PC, use for marking
②	终端固定件 End stopper	E-PC-01P-11-1000A(H)	用于NS35轨道产品固定 Fixing products on NS35 DIN rail
③	端板 End cover	D-WS16-SD-01P-11-00A(H)	用于WS16-SD/WS16-SD-PE产品的端板 End cover is used for WS16-SD&WS16-SD-PE
④	相邻跨接件 Adjacent jumper	WFA16-01P-11-00A(H)	02P适用于WS16系列桥接件 02P bridge, use for WS16 series
⑤	端板 End cover	D-WS16-01P-11-00A(H)	用于WS16/WS16-PE产品端板 End cover is used for WS16&WS16-PE
⑥	间隔跨接件 Alternate jumper	WFB16-01P-11-00A(H)	02P适用于WS16系列桥接件 02P bridge, use for WS16 series
⑦	端板 End cover	D-WS16-TW-01P-11-00A(H)	用于WS16-TW/WS16-TW-PE产品端板 End cover is used for WS16-TW&WS16-TW-PE
⑧	标记条 Marker	ZT12-10P-19-00A(H)	用于WS16系列顶部的标记条 Marker is used for the top of Ws16 series
⑨	终端固定件 End stopper	E-WS-01P-11-00A(H)	用于NS35轨道产品固定 Fixing products on NS35 DIN rail
⑩	轨道条 DIN rail	NS35/7.5-0150-00A(H)	NS35轨道条 NS35 DIN rail

电路图 Circuit diagram

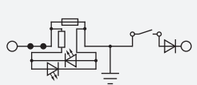

接线接点 Connection point for wiring	保险丝连接 Fuse connection	分断连接 Disconnecting
桥接连接点 Connection point for bridging	电阻连接 Resistance connection	电路连接点 Circuit connection point
LED灯连接 LED light connection	接地连接 Grounding connection	二极管连接 Diode connection

回拉式连接技术

Spring-cage connection technology

直通式、多导线和接地端子

Feed-through, multi-conductor and ground terminal blocks





注：附件以及操作说明详见69页

Notes: For additional accessories and operating instruction, see page 69.

	WS 16		WS 16-PE	
	cULus CE EAC RoHS REACH		CE EAC RoHS REACH	
尺寸 Dimension				
厚度/长度/高度(NS35/7.5&NS35/15) mm Width/Length/Height(NS35/7.5&NS35/15)	12/94.5/45(52.5)		12/94.5/45(52.5)	
电气参数 Electrical Parameter	IEC IEC60947-7-1	UL UL1059	IEC IEC60947-7-2	UL UL1059
额定电压 V Rated voltage	800	600	/	/
额定电流 A Rated current	76	65	/	/
额定线径 mm^2/AWG Wire range	0.2-16	24-6	0.2-16	24-6
额定冲击电压/污染等级 KV/- Rated surge voltage/Degree of pollution	8/3		8/3	
过压类别/绝缘材料组别 -/- Overvoltage category/Insulation material group	III / I		III / I	
接线容量 Connection capacity	刚性 Solid	柔性 Stranded	冷压头 (不带/带塑料套管) Ferrule (with and without plastic sleeve)	
1根线 mm^2 1 conductor	0.2-16	0.2-16	0.2-16	0.2-10
两根带TWIN冷压头的柔性导线 mm^2 2 conductors with same cross section, stranded, TWIN ferrules with plastic sleeve	—	—	—	0.5-6
一般信息 General information				
绝缘材质/阻燃等级（符合UL94） Insulation material/Flammability rating(according to UL 94)	PA/V0		PA/V0	
工作温度 ℃（℉） Operation temperature	-40(-40)~105(221)		-40(-40)~105(221)	
剥线长度 mm Stripping length	17-18		17-18	
颜色 Color	灰色（可根据客户需求定制） Gray（customization demand is available）		黄绿混色 Green-yellow	
一字螺丝刀规格（刀厚x刀宽） mm Slotted screwdriver size (Blade thickness x Width)	0.8x5.5		0.8x5.5	
附件 Accessories				
相邻跨接件（2P） Adjacent jumper（2P）	WFA16		/	
间隔跨接件（2P） Alternate jumper（2P）	WFB16		/	
交错跨接件（2P） Staggered jumper（2P）	/		/	
端板 End cover	D-WS16		D-WS16	
标记号（顶部） Marker（Top）	ZT12		ZT12	
标记号（侧边） Marker（Side）	/		/	
警告牌 Warning cover	EEA16		EEA16	
DIN轨道 DIN rail	NS35/7.5 & NS35/15（钢和铝合金材质可选） NS35/7.5 & NS35/15（Steel and Aluminium alloy are optional）		NS35/7.5 & NS35/15（钢和铝合金材质可选） NS35/7.5 & NS35/15（Steel and Aluminium alloy are optional）	
终端固定件 End stopper	E-WS&E-PC&E-MK		E-WS&E-PC&E-MK	

回拉式连接技术

Spring-cage connection technology

直通式、多导线和接地端子

Feed-through, multi-conductor and ground terminal blocks



注：附件以及操作说明详见69页
Notes: For additional accessories and operating instruction, see page 69.

		WS 16-TW		WS 16-TW-PE	
		CE EAC RoHS REACH		CE EAC RoHS REACH	
尺寸 Dimension					
厚度/长度/高度(NS35/7.5&NS35/15) Width/Length/Height(NS35/7.5&NS35/15)	mm	12/104.5/45(52.5)		12/104.5/45(52.5)	
电气参数 Electrical Parameter		IEC IEC60947-7-1	UL UL1059	IEC IEC60947-7-2	UL UL1059
额定电压 Rated voltage	V	800	600	/	/
额定电流 Rated current	A	76	65	/	/
额定线径 Wire range	mm^2/AWG	0.2-16	24-6	0.2-16	24-6
额定冲击电压/污染等级 Rated surge voltage/Degree of pollution	KV/-	8/3		8/3	
过压类别/绝缘材料组别 Overvoltage category/Insulation material group	-/-	III / I		III / I	
接线容量 Connection capacity		刚性 Solid / 柔性 Stranded / 冷压头 (不带/带塑料套管) Ferrule (with and without plastic sleeve)		刚性 Solid / 柔性 Stranded / 冷压头 (不带/带塑料套管) Ferrule (with and without plastic sleeve)	
1根线 1 conductor	mm^2	0.2-16 / 0.2-16 / 0.2-16 / 0.2-10		0.2-16 / 0.2-16 / 0.2-16 / 0.2-10	
两根带TWIN冷压头的柔性导线 2 conductors with same cross section, stranded, TWIN ferrules with plastic sleeve	mm^2	— / — / — / 0.5-6		— / — / — / 0.5-6	
一般信息 General information					
绝缘材质/阻燃等级（符合UL94） Insulation material/Flammability rating(according to UL 94)		PA/V0		PA/V0	
工作温度 Operation temperature	℃（℉）	-40(-40)~105(221)		-40(-40)~105(221)	
剥线长度 Stripping length	mm	16-17		16-17	
颜色 Color		灰色（可根据客户需求定制） Gray（customization demand is available）		黄绿混色 Green-yellow	
一字螺丝刀规格（刀厚x刀宽） Slotted screwdriver size (Blade thickness x Width)	mm	0.8x5.5		0.8x5.5	
附件 Accessories					
相邻跨接件（2P） Adjacent jumper（2P）		/		/	
间隔跨接件（2P） Alternate jumper（2P）		/		/	
交错跨接件（2P） Staggered jumper（2P）		/		/	
端板 End cover		D-WS16-TW		D-WS16-TW	
标记号（顶部） Marker（Top）		ZT12		ZT12	
标记号（侧边） Marker（Side）		/		/	
警告牌 Warning cover		EEA16		EEA16	
DIN轨道 DIN rail		NS35/7.5 & NS35/15（钢和铝合金材质可选） NS35/7.5 & NS35/15（Steel and Aluminium alloy are optional）		NS35/7.5 & NS35/15（钢和铝合金材质可选） NS35/7.5 & NS35/15（Steel and Aluminium alloy are optional）	
终端固定件 End stopper		E-WS&E-PC&E-MK		E-WS&E-PC&E-MK	

回拉式连接技术

Spring-cage connection technology

直通式、多导线和接地端子

Feed-through, multi-conductor and ground terminal blocks



注：附件以及操作说明详见69页
Notes: For additional accessories and operating instruction, see page 69.

		WS 16-SD		WS 16-SD-PE	
		CE EAC RoHS REACH		CE EAC RoHS REACH	
尺寸 Dimension					
厚度/长度/高度(NS35/7.5&NS35/15) Width/Length/Height(NS35/7.5&NS35/15)	mm	12/58/52.6(60.1)		12/58/52.6(60.1)	
电气参数 Electrical Parameter		IEC IEC60947-7-1	UL UL1059	IEC IEC60947-7-2	UL UL1059
额定电压 Rated voltage	V	800	600	/	/
额定电流 Rated current	A	76	65	/	/
额定线径 Wire range	mm^2/AWG	0.2-16	24-6	0.2-16	24-6
额定冲击电压/污染等级 Rated surge voltage/Degree of pollution	KV/-	8/3		8/3	
过压类别/绝缘材料组别 Overvoltage category/Insulation material group	-/-	III / I		III / I	
接线容量 Connection capacity		刚性 Solid / 柔性 Stranded / 冷压头 (不带/带塑料套管) Ferrule (with and without plastic sleeve)		刚性 Solid / 柔性 Stranded / 冷压头 (不带/带塑料套管) Ferrule (with and without plastic sleeve)	
1根线 1 conductor	mm^2	0.2-16 / 0.2-16 / 0.2-16 / 0.2-10		0.2-16 / 0.2-16 / 0.2-16 / 0.2-10	
两根带TWIN冷压头的柔性导线 2 conductors with same cross section, stranded, TWIN ferrules with plastic sleeve	mm^2	— / — / — / 0.5-6		— / — / — / 0.5-6	
一般信息 General information					
绝缘材质/阻燃等级（符合UL94） Insulation material/Flammability rating(according to UL 94)		PA/V0		PA/V0	
工作温度 Operation temperature	℃（℉）	-40(-40)~105(221)		-40(-40)~105(221)	
剥线长度 Stripping length	mm	16-17		16-17	
颜色 Color		灰色（可根据客户需求定制） Gray（customization demand is available）		黄绿混色 Green-yellow	
一字螺丝刀规格（刀厚x刀宽） Slotted screwdriver size (Blade thickness x Width)	mm	0.8x5.5		0.8x5.5	
附件 Accessories					
相邻跨接件（2P） Adjacent jumper（2P）		WFA16		/	
间隔跨接件（2P） Alternate jumper（2P）		WFB16		/	
交错跨接件（2P） Staggered jumper（2P）		/		/	
端板 End cover		D-WS16-SD		D-WS16-SD	
标记号（顶部） Marker（Top）		/		/	
标记号（侧边） Marker（Side）		ZT12		ZT12	
警告牌 Warning cover		EEA16		EEA16	
DIN轨道 DIN rail		NS35/7.5 & NS35/15（钢和铝合金材质可选） NS35/7.5 & NS35/15（Steel and Aluminium alloy are optional）		NS35/7.5 & NS35/15（钢和铝合金材质可选） NS35/7.5 & NS35/15（Steel and Aluminium alloy are optional）	
终端固定件 End stopper		E-WS&E-PC&E-MK		E-WS&E-PC&E-MK	



描述 Description	品名 Part No.	备注 Remark
① 端子板标记 Terminal strip marker carrier	DLM2-01P-17-00A(H)	适用于E-PC，用于标记 Suitable for E-PC, use for marking
② 终端固定件 End stopper	E-PC-01P-11-1000A(H)	用于NS35轨道产品固定 Fixing products on NS35 DIN rail
③ 标记条 Marker	ZT12-10P-19-00A(H)	用于WS35系列顶部的标记条 Marker is used for the top of WS35 series
④ 终端固定件 End stopper	E-WS-01P-11-00A(H)	用于NS35轨道产品固定 Fixing products on NS35 DIN rail
⑤ 轨道条 DIN rail	NS35/7.5-0150-00A(H)	NS35轨道条 NS35 DIN rail

电路图 Circuit diagram

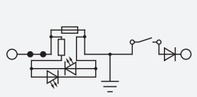

接线接点 Connection point for wiring	保险丝连接 Fuse connection	分断连接 Disconnecting
桥接连接点 Connection point for bridging	电阻连接 Resistance connection	电路连接点 Circuit connection point
LED灯连接 LED light connection	接地连接 Grounding connection	二极管连接 Diode connection

回拉式连接技术

Spring-cage connection technology

直通式和接地端子

Feed-through and ground terminal blocks

注：附件以及操作说明详见73页
Notes: For additional accessories and operating instruction, see page 73.





	WS 35		WS 35-PE	
	CE EAC RoHS REACH		CE EAC RoHS REACH	
尺寸 Dimension				
厚度/长度/高度(NS35/7.5&NS35/15) Width/Length/Height(NS35/7.5&NS35/15) mm	16/99.9/59.2(66.7)		16/99.9/59.2(66.7)	
电气参数 Electrical Parameter	IEC IEC60947-7-1	UL UL1059	IEC IEC60947-7-2	UL UL1059
额定电压 Rated voltage V	1000	600	/	/
额定电流 Rated current A	125	115	/	/
额定线径 Wire range mm^2/AWG	0.5-35	14-2	0.5-35	14-2
额定冲击电压/污染等级 Rated surge voltage/Degree of pollution KV/-	8/3		8/3	
过压类别/绝缘材料组别 Overvoltage category/Insulation material group -/-	III / I		III / I	
接线容量 Connection capacity	刚性 Solid	柔性 Stranded	冷压头 (不带/带塑料套管) Ferrule (with and without plastic sleeve)	
1根线 1 conductor mm^2	2.5-35	2.5-35	2.5-35	2.5-35
两根带TWIN冷压头的柔性导线 2 conductors with same cross section, stranded, TWIN ferrules with plastic sleeve mm^2	—	—	—	0.5-6
一般信息 General information				
绝缘材质/阻燃等级（符合UL94） Insulation material/Flammability rating(according to UL 94)	PA/V0		PA/V0	
工作温度 Operation temperature ℃（℉）	-40(-40)~105(221)		-40(-40)~105(221)	
剥线长度 Stripping length mm	25		25	
颜色 Color	灰色（可根据客户需求定制） Gray（customization demand is available）		黄绿混色 Green-yellow	
一字螺丝刀规格（刀厚x刀宽） Slotted screwdriver size (Blade thickness x Width) mm	1x5.5		1x5.5	
附件 Accessories				
相邻跨接件（2P） Adjacent jumper（2P）	/		/	
间隔跨接件（2P） Alternate jumper（2P）	/		/	
交错跨接件（2P） Staggered jumper（2P）	/		/	
端板 End cover	/		/	
标记号（顶部） Marker（Top） 1 2 3 4 5 / A B C D E	ZT12		ZT12	
标记号（侧边） Marker（Side）	/		/	
警告牌 Warning cover	/		/	
DIN轨道 DIN rail	NS35/7.5 & NS35/15（钢和铝合金材质可选） NS35/7.5 & NS35/15（Steel and Aluminium alloy are optional）		NS35/7.5 & NS35/15（钢和铝合金材质可选） NS35/7.5 & NS35/15（Steel and Aluminium alloy are optional）	
终端固定件 End stopper	E-WS&E-PC&E-MK		E-WS&E-PC&E-MK	

DC钢制压线框压线结构
DC Steel Cage Locking Structure



优 势

- 钢螺钉连接技术，连接可靠。
- 配有双通道桥接井，电路连接测试更灵活。
- 方块带有档舌板，可防止误插。
- 特有的插拔式桥接件，电路连接效率高。
- 可匹配标记条，避免导线误插。

Feature

- Steel screw connection technology, reliable connection.
- Double channel for bridging can make circuit connection test more flexible.
- The cage has a accessory to prevent mis-inserting.
- Unique pluggable jumper, high circuit connection efficiency.
- Optional marker to avoid wire mis-inserting.



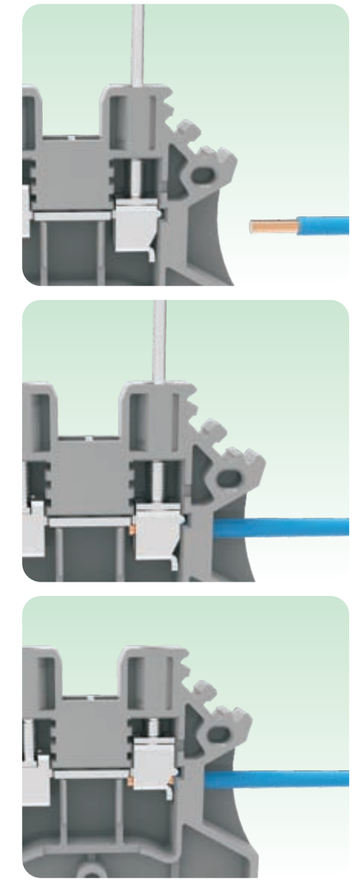

DC钢螺钉连接技术接线端子，钢制螺钉和钢制方块配合夹线，拥有良好的扭力和抗震性能。高精度铜合金导电体，使得温升值最低，确保连接可靠安全。PA66的塑件原材料可以满足-40℃到105℃的工作环境，另外所有DC系列产品均符合UL94 V0阻燃等级。紧凑型结构设计，产品性能更加优越。

DC steel screw connection technology terminal block, use steel screw and steel cage to clamp wire, good torque and shock resistance.
High-precision copper alloy conductors provide the lowest temperature rise, ensuring the connection is reliable and safe. PA66 material plastic parts can meet the working environment of -40℃ to 105℃, and all DC series of din rail products are in line with UL94 V0 flame retardant grade.
Compact structure design for superior product performance.

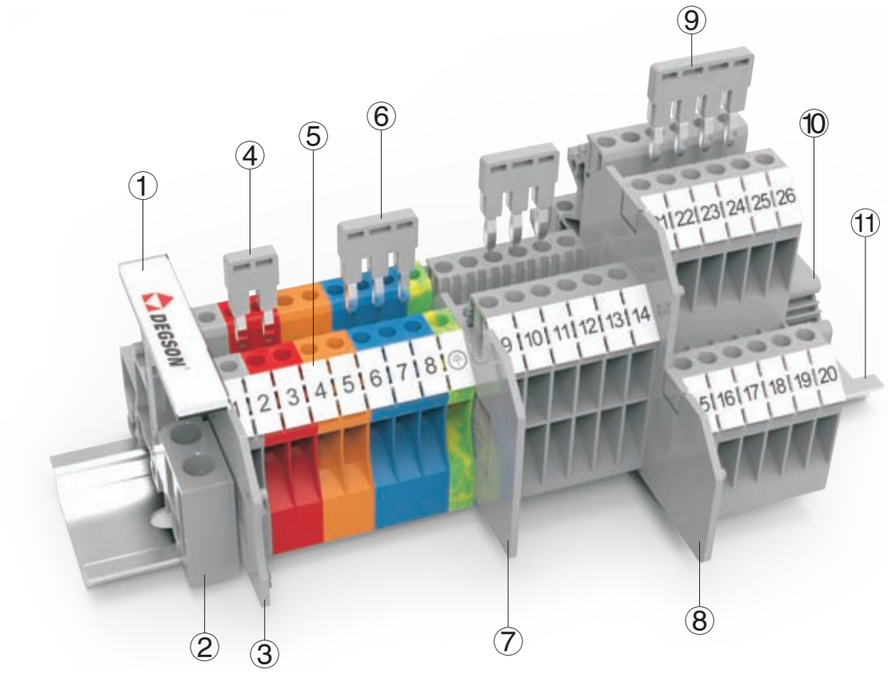

	描述 Description	品名 No.	备注 Remark
①	端子板标记 Terminal strip marker carrier	DLM2-01P-17-00A(H)	适用于E-PC，用于标记 Suitable for E-PC, use for marking
②	终端固定件 End stopper	E-PC-01P-11-1000A(H)	用于NS35轨道产品固定 Fixing products on NS35 DIN rail
③	端板 End cover	D-DC2.5-01P-11-00A(H)	用于DC2.5/DC2.5-PE产品的端板 End cover is used for DC2.5&DC2.5-PE
④	插入式桥接件 Plug-in bridge	DFA2.5-02P-11-00A(H)	02P适用于DC2.5系列桥接件 02P bridge, use for DC2.5 series
⑤	标记条 Marker	ZB5-10P-19-00A(H)	用于DC2.5系列侧边的标记条 Marker is used for the side of DC2.5 series
⑥	插入式桥接件 Plug-in bridge	DFA2.5-03P-11-00A(H)	03P适用于DC2.5系列桥接件 03P bridge, use for DC2.5 series
⑦	端板 End cover	D-DC2.5-TW-01P-11-00A(H)	用于DC2.5-TW产品端板 End cover is used for DC2.5-TW
⑧	端板 End cover	D-DCKKB2.5-01P-11-00A(H)	用于DCKKB2.5产品端板 End cover is used for DCKKB2.5
⑨	插入式桥接件 Plug-in bridge	DFA2.5-04P-11-00A(H)	04P适用于DC2.5系列桥接件 04P bridge, use for DC2.5 series
⑩	终端固定件 End stopper	E-WS-01P-11-00A(H)	用于NS35轨道产品固定 Fixing products on NS35 DIN rail
⑪	轨道条 DIN rail	NS35/7.5-0150-00A(H)	轨道条 NS35 DIN rail

电路图 Circuit diagram

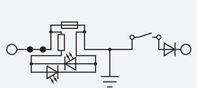

接线接点 Connection point for wiring	保险丝连接 Fuse connection	分断连接 Disconnecting
桥接连接点 Connection point for bridging	电阻连接 Resistance connection	电路连接点 Circuit connection point
LED灯连接 LED light connection	接地连接 Grounding connection	二极管连接 Diode connection

螺钉式连接技术1
Screw connection technology 1

直通式、多导线、多层和接地端子
Feed-through, multi-conductor, multi-level, and ground terminal blocks

注：附件以及操作说明详见77页
Notes: For additional accessories and operating instruction, see page 77.



	DC 2.5		DC 2.5-PE	
	c UL us CE EAC RoHS REACH		c UL us CE EAC RoHS REACH	
尺寸 Dimension				
厚度/长度/高度(NS35/7.5&NS35/15) Width/Length/Height(NS35/7.5&NS35/15) mm	5.1/42.3/41.5(49)		5.1/42.3/41.5(49)	
电气参数 Electrical Parameter	IEC IEC60947-7-1	UL UL1059	IEC IEC60947-7-2	UL UL1059
额定电压 Rated voltage V	800	600	/	/
额定电流 Rated current A	24	25	/	/
额定线径 Wire range mm^2/AWG	0.2-4	26-12	0.2-4	26-12
螺丝/额定扭力 Screw/Rated torque -/N.m(lb.in)（kgf.cm）	M2.5/0.4 (3.54) (4.08)		M2.5/0.4 (3.54) (4.08)	
额定冲击电压/污染等级 Rated surge voltage/Degree of pollution KV/-	8/3		8/3	
过压类别/绝缘材料组别 Overvoltage category/Insulation material group -/-	III / I		III / I	
接线容量 Connection capacity	刚性 Solid	柔性 Stranded	冷压头 (不带/带塑料套管) Ferrule (with and without plastic sleeve)	
1根线 1 conductor mm^2	0.2-4	0.2-2.5	0.2-2.5	0.2-2.5
两根带TWIN冷压头的柔性导线 2 conductors with same cross section, stranded, TWIN ferrules with plastic sleeve mm^2	—	—	—	0.2-1.5
一般信息 General information				
绝缘材质/阻燃等级（符合UL94） Insulation material/Flammability rating(according to UL 94)	PA/V0		PA/V0	
工作温度 Operation temperature ℃（℉）	-40(-40)~105(221)		-40(-40)~105(221)	
剥线长度 Stripping length mm	8-9		8-9	
颜色 Color	灰色（可根据客户需求定制） Gray (customization demand is available)		黄绿混色 Green-yellow	
一字螺丝刀规格（刀厚x刀宽） Slotted screwdriver size (Blade thickness x Width) mm	0.6x3.5		0.6x3.5	
附件 Accessories				
插拔式桥接件（2-10P） Plug-in bridge (2-10P)	DFA2.5		DFA2.5	
插入式（2-10P） Insertion bridge (2-10P)	/		/	
端板 End cover	D-DC2.5		D-DC2.5	
标记号 Marker	ZB5&WB5		ZB5&WB5	
DIN轨道 DIN rail	NS35/7.5 & NS35/15（钢和铝合金材质可选） NS35/7.5 & NS35/15 (Steel and Aluminium alloy are optional)		NS35/7.5 & NS35/15（钢和铝合金材质可选） NS35/7.5 & NS35/15 (Steel and Aluminium alloy are optional)	
终端固定件 End stopper	E-WS&E-PC&E-MK		E-WS&E-PC&E-MK	

螺钉式连接技术1
Screw connection technology 1

直通式、多导线、多层和接地端子

Feed-through, multi-conductor, multi-level, and ground terminal blocks

注：附件以及操作说明详见77页

Notes: For additional accessories and operating instruction, see page 77.





DC 2.5-TW

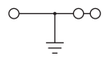

DC 2.5-TW-PE

CE EAC RoHS REACH

尺寸 Dimension					
厚度/长度/高度(NS35/7.5&NS35/15) Width/Length/Height(NS35/7.5&NS35/15)	mm	5.1/48.7/49.2(56.7)		5.1/76/63(70.5)	
电气参数 Electrical Parameter		IEC IEC60947-7-1	UL UL1059	IEC IEC60947-7-2	UL UL1059
额定电压 Rated voltage	V	1000	600	/	/
额定电流 Rated current	A	24	20	/	/
额定线径 Wire range	mm^2/AWG	0.2-4	26-12	0.2-4	26-12
螺丝/额定扭力 Screw/Rated torque	-/N.m(lb.in)（kgf.cm）	M2.5/0.4 (3.54) (4.08)		M2.5/0.4 (3.54) (4.08)	
额定冲击电压/污染等级 Rated surge voltage/Degree of pollution	KV/-	8/3		8/3	
过压类别/绝缘材料组别 Overvoltage category/Insulation material group	-/-	III / I		III / I	
接线容量 Connection capacity		刚性 Solid	柔性 Stranded	冷压头 (不带/带塑料套管) Ferrule (with and without plastic sleeve)	
1根线 1 conductor	mm^2	0.2-4	0.2-2.5	0.2-2.5	0.2-1.5
两根带TWIN冷压头的柔性导线 2 conductors with same cross section, stranded, TWIN ferrules with plastic sleeve	mm^2	—	—	—	0.5-1
一般信息 General information					
绝缘材质/阻燃等级（符合UL94） Insulation material/Flammability rating(according to UL 94)		PA/V0		PA/V0	
工作温度 Operation temperature	℃（℉）	-40(-40)~105(221)		-40(-40)~105(221)	
剥线长度 Stripping length	mm	10-11		10-11	
颜色 Color		灰色（可根据客户需求定制） Gray (customization demand is available)		黄绿混色 Green-yellow	
一字螺丝刀规格（刀厚x刀宽） Slotted screwdriver size (Blade thickness x Width)	mm	0.6x3.5		0.6x3.5	
附件 Accessories					
插拔式桥接件（2-10P） Plug-in bridge (2-10P)		DFA2.5		/	
插入式（2-10P） Insertion bridge (2-10P)		/		/	
端板 End cover		D-DC2.5-TW		D-DC2.5-TW	
标记号 Marker		ZB5&WB5		ZB5&WB5	
DIN轨道 DIN rail		NS35/7.5 & NS35/15（钢和铝合金材质可选） NS35/7.5 & NS35/15 (Steel and Aluminium alloy are optional)		NS35/7.5 & NS35/15（钢和铝合金材质可选） NS35/7.5 & NS35/15 (Steel and Aluminium alloy are optional)	
终端固定件 End stopper		E-WS&E-PC&E-MK		E-WS&E-PC&E-MK	

螺钉式连接技术1
Screw connection technology 1

直通式、多导线、多层和接地端子

Feed-through, multi-conductor, multi-level, and ground terminal blocks

注：附件以及操作说明详见77页

Notes: For additional accessories and operating instruction, see page 77.



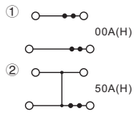

DCKKB 2.5

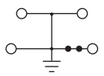

DCKKB 2.5-PE

CE EAC RoHS REACH

尺寸 Dimension					
厚度/长度/高度(NS35/7.5&NS35/15) Width/Length/Height(NS35/7.5&NS35/15)	mm	5.1/76/63(70.5)		5.1/76/63(70.5)	
电气参数 Electrical Parameter		IEC IEC60947-7-1	UL UL1059	IEC IEC60947-7-2	UL UL1059
额定电压 Rated voltage	V	500	300	/	/
额定电流 Rated current	A	24	20	/	/
额定线径 Wire range	mm^2/AWG	0.2-4	26-12	0.2-4	26-12
螺丝/额定扭力 Screw/Rated torque	-/N.m(lb.in)（kgf.cm）	M2.5/0.4 (3.54) (4.08)		M2.5/0.4 (3.54) (4.08)	
额定冲击电压/污染等级 Rated surge voltage/Degree of pollution	KV/-	8/3		8/3	
过压类别/绝缘材料组别 Overvoltage category/Insulation material group	-/-	III / I		III / I	
接线容量 Connection capacity		刚性 Solid	柔性 Stranded	冷压头 (不带/带塑料套管) Ferrule (with and without plastic sleeve)	
1根线 1 conductor	mm^2	0.5-4	0.5-2.5	0.5-2.5	0.5-1.5
两根带TWIN冷压头的柔性导线 2 conductors with same cross section, stranded, TWIN ferrules with plastic sleeve	mm^2	—	—	—	0.5-1
一般信息 General information					
绝缘材质/阻燃等级（符合UL94） Insulation material/Flammability rating(according to UL 94)		PA/V0		PA/V0	
工作温度 Operation temperature	℃（℉）	-40(-40)~105(221)		-40(-40)~105(221)	
剥线长度 Stripping length	mm	8-10		8-10	
颜色 Color		灰色（可根据客户需求定制） Gray (customization demand is available)		黄绿混色 Green-yellow	
一字螺丝刀规格（刀厚x刀宽） Slotted screwdriver size (Blade thickness x Width)	mm	0.6x3.5		0.6x3.5	
附件 Accessories					
插拔式桥接件（2-10P） Plug-in bridge (2-10P)		DFA2.5		/	
插入式（2-10P） Insertion bridge (2-10P)		/		/	
端板 End cover		D-DCKKB2.5		D-DCKKB2.5	
标记号 Marker		ZB5&WB5		ZB5&WB5	
DIN轨道 DIN rail		NS35/7.5 & NS35/15（钢和铝合金材质可选） NS35/7.5 & NS35/15 (Steel and Aluminium alloy are optional)		NS35/7.5 & NS35/15（钢和铝合金材质可选） NS35/7.5 & NS35/15 (Steel and Aluminium alloy are optional)	
终端固定件 End stopper		E-WS&E-PC&E-MK		E-WS&E-PC&E-MK	

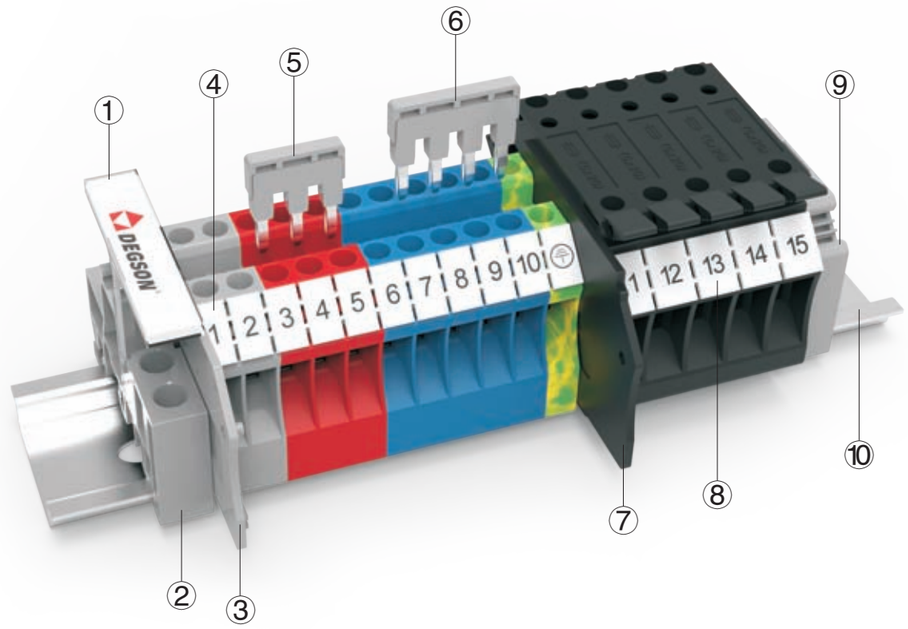

描述 Description	品名 No.	备注 Remark
① 端子板标记 Terminal strip marker carrier	DLM2-01P-17-00A(H)	适用于E-PC，用于标记 Suitable for E-PC, use for marking
② 终端固定件 End stopper	E-PC-01P-11-1000A(H)	用于NS35轨道产品固定 Fixing products on NS35 DIN rail
③ 端板 End cover	D-DC2.5-01P-11-00A(H)	用于DC4/DC4-PE产品的端板 End cover is used for DC4&DC4-PE
④ 标记条 Marker	ZB6-10P-19-00A(H)	用于DC4系列侧边的标记条 Marker is used for the side of DC4 series
⑤ 插入式桥接件 Plug-in bridge	DFA4-02P-11-00A(H)	02P适用于DC4系列桥接件 02P bridge, use for DC4 series
⑥ 插入式桥接件 Plug-in bridge	DFA2.5-04P-11-00A(H)	04P适用于DC4系列桥接件 04P bridge, use for DC4 series
⑦ 端板 End cover	D-DC4-HE-01P-13-00A(H)	用于DC4-HE产品端板 End cover is used for DC4-HE
⑧ 标记条 Marker	ZB8-10P-19-00A(H)	用于DC4-HE侧边的标记条 Marker is used for the side of DC4-HE
⑨ 终端固定件 End stopper	E-WS-01P-11-00A(H)	用于NS35轨道产品固定 Fixing products on NS35 DIN rail
⑩ 轨道条 DIN rail	NS35/7.5-0150-00A(H)	NS35轨道条 NS35 DIN rail

电路图 Circuit diagram

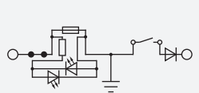

接线接点 Connection point for wiring	保险丝连接 Fuse connection	分断连接 Disconnecting
桥接连接点 Connection point for bridging	电阻连接 Resistance connection	电路连接点 Circuit connection point
LED灯连接 LED light connection	接地连接 Grounding connection	二极管连接 Diode connection

螺钉式连接技术1
Screw connection technology 1

直通式和接地端子
Feed-through and ground terminal blocks

注：附件以及操作说明详见81页
Notes: For additional accessories and operating instruction, see page 81.





	DC 4		DC 4-PE	
	cULus CE EAC RoHS REACH		cULus CE EAC RoHS REACH	
尺寸 Dimension				
厚度/长度/高度(NS35/7.5&NS35/15) mm Width/Length/Height(NS35/7.5&NS35/15)	6.1/42.3/41.9(49.4)		6.1/42.3/41.9(49.4)	
电气参数 Electrical Parameter	IEC IEC60947-7-1	UL UL1059	IEC IEC60947-7-2	UL UL1059
额定电压 V Rated voltage	1000	600	/	/
额定电流 A Rated current	32	30	/	/
额定线径 mm^2/AWG Wire range	0.2-6	22-10	0.2-6	22-10
螺丝/额定扭力 -/N.m(lb.in)（kgf.cm） Screw/Rated torque	M3/0.5(4.43)(5.1)		M3/0.5(4.43)(5.1)	
额定冲击电压/污染等级 KV/- Rated surge voltage/Degree of pollution	8/3		8/3	
过压类别/绝缘材料组别 -/- Overvoltage category/Insulation material group	III / I		III / I	
接线容量 Connection capacity	刚性 Solid / 柔性 Stranded	冷压头 (不带/带塑料套管) Ferrule (with and without plastic sleeve)	刚性 Solid / 柔性 Stranded	冷压头 (不带/带塑料套管) Ferrule (with and without plastic sleeve)
1根线 mm^2 1 conductor	0.5-6 / 0.5-4	0.5-4 / 0.5-4	0.5-6 / 0.5-4	0.5-4 / 0.5-4
两根带TWIN冷压头的柔性导线 mm^2 2 conductors with same cross section, stranded, TWIN ferrules with plastic sleeve	— / —	— / 0.5-1.5	— / —	— / 0.5-1.5
一般信息 General information				
绝缘材质/阻燃等级（符合UL94） Insulation material/Flammability rating(according to UL 94)	PA/V0		PA/V0	
工作温度 ℃（℉） Operation temperature	-40(-40)~105(221)		-40(-40)~105(221)	
剥线长度 mm Stripping length	8-9		8-9	
颜色 Color	灰色（可根据客户需求定制） Gray (customization demand is available)		黄绿混色 Green-yellow	
一字螺丝刀规格（刀厚x刀宽） mm Slotted screwdriver size (Blade thickness x Width)	0.6x3.5		0.6x3.5	
附件 Accessories				
插拔式桥接件（2-10P） Plug-in bridge (2-10P)	DFA4		/	
插入式（2-10P） Insertion bridge (2-10P)	/		/	
端板 End cover	D-DC2.5		D-DC2.5	
标记号 Marker	ZB6		ZB6	
DIN轨道 DIN rail	NS35/7.5 & NS35/15（钢和铝合金材质可选） NS35/7.5 & NS35/15 (Steel and Aluminium alloy are optional)		NS35/7.5 & NS35/15（钢和铝合金材质可选） NS35/7.5 & NS35/15 (Steel and Aluminium alloy are optional)	
终端固定件 End stopper	E-WS&E-PC&E-MK		E-WS&E-PC&E-MK	

螺钉式连接技术1
Screw connection technology 1

保险丝端子(5X20)
Fuse terminal blocks(5X20)

注：附件以及操作说明详见81页
Notes: For additional accessories and operating instruction, see page 81.

DC 4-HE

CE EAC RoHS REACH

尺寸 Dimension			
厚度/长度/高度(NS35/7.5&NS35/15) Width/Length/Height(NS35/7.5&NS35/15)	mm	8/58/50(57.5)	
电气参数 Electrical Parameter		IEC IEC60947-7-3	UL UL1059
额定电压 Rated voltage	V	500	600
额定电流 Rated current	A	6.3	6.3
额定线径 Wire range	mm^2/AWG	0.5-6	22-10
螺丝/额定扭力 Screw/Rated torque	-/N.m(lb.in)（kgf.cm）	M3/0.5(4.43)(5.1)	
额定冲击电压/污染等级 Rated surge voltage/Degree of pollution	KV/-	6/3	
过压类别/绝缘材料组别 Overvoltage category/Insulation material group	-/-	III / I	

接线容量 Connection capacity		刚性 Solid	柔性 Stranded	冷压头 (不带/带塑料套管) Ferrule (with and without plastic sleeve)	
1根线 1 conductor	mm^2	0.5-6	0.5-4	0.5-4	0.5-4
两根带TWIN冷压头的柔性导线 2 conductors with same cross section, stranded, TWIN ferrules with plastic sleeve	mm^2	—	—	—	0.5-1.5
一般信息 General information					
绝缘材质/阻燃等级（符合UL94） Insulation material/Flammability rating(according to UL 94)		PA/V0			
工作温度 Operation temperature	℃（℉）	-40(-40)~105(221)			
剥线长度 Stripping length	mm	9			
颜色 Color		黑色（可根据客户需求定制） Black（customization demand is available）			
一字螺丝刀规格（刀厚x刀宽） Slotted screwdriver size (Blade thickness x Width)	mm	0.6x3.5			
附件 Accessories					
插拔式桥接件（2-10P） Plug-in bridge（2-10P）		/			
插入式（2-10P） Insertion bridge（2-10P）		/			
端板 End cover		D-DC4-HE			
标记号 Marker		ZB8			
DIN轨道 DIN rail		NS35/7.5 & NS35/15（钢和铝合金材质可选） NS35/7.5 & NS35/15（Steel and Aluminium alloy are optional）			
终端固定件 End stopper		E-WS&E-PC&E-MK			



描述 Description	品名 No.	备注 Remark
① 端子板标记 Terminal strip marker carrier	DLM2-01P-17-00A(H)	适用于E-PC，用于标记 Suitable for E-PC, use for marking
② 终端固定件 End stopper	E-PC-01P-11-1000A(H)	用于NS35轨道产品固定 Fixing products on NS35 DIN rail
③ 端板 End cover	D-DC6-01P-11-00A(H)	用于DC6/DC6-PE产品的端板 End cover is used for DC6&DC6-PE
④ 标记条 Marker	ZB8-10P-19-00A(H)	用于DC6系列侧边的标记条 Marker is used for the side of DC6 series
⑤ 插入式桥接件 Plug-in bridge	DFA6-04P-11-00A(H)	04P适用于DC6系列桥接件 04P bridge, use for DC6 series
⑥ 端板 End cover	D-DCTK6-01P-11-00A(H)	用于DCTK6产品端板 End cover is used for DCTK6
⑦ 固定式桥接件 Fixed bridge	FBRI6-RTK/S-02P-00A(H)	02P用于DCTK6桥接件 02P bridge, use for DCTK6
⑧ 终端固定件 End stopper	E-WS-01P-11-00A(H)	用于NS35轨道产品固定 Fixing products on NS35 DIN rail
⑨ 轨道条 DIN rail	NS35/7.5-0150-00A(H)	NS35轨道条 NS35 DIN rail

电路图 Circuit diagram

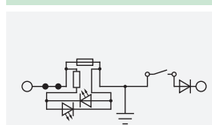

接线接点 Connection point for wiring	保险丝连接 Fuse connection	分断连接 Disconnecting
桥接连接点 Connection point for bridging	电阻连接 Resistance connection	电路连接点 Circuit connection point
LED灯连接 LED light connection	接地连接 Grounding connection	二极管连接 Diode connection

螺钉式连接技术1
Screw connection technology 1

直通式和接地端子
Feed-through and ground terminal blocks





注：附件以及操作说明详见84页
Notes: For additional accessories and operating instruction, see page 84.

	DC 6		DC 6-PE	
	RoHS REACH		RoHS REACH	
尺寸 Dimension				
厚度/长度/高度(NS35/7.5&NS35/15) Width/Length/Height(NS35/7.5&NS35/15) mm	8/43.5/43.5(51)		8/43.5/43.5(51)	
电气参数 Electrical Parameter	IEC IEC60947-7-1	UL UL1059	IEC IEC60947-7-2	UL UL1059
额定电压 Rated voltage V	1000	600	/	/
额定电流 Rated current A	41	50	/	/
额定线径 Wire range mm^2/AWG	0.5-6	22-8	0.5-6	22-8
螺丝/额定扭力 Screw/Rated torque -/N.m(lb.in)（kgf.cm）	M4/1.2(10.53)(12.24)		M4/1.2(10.53)(12.24)	
额定冲击电压/污染等级 Rated surge voltage/Degree of pollution KV/-	8/3		8/3	
过压类别/绝缘材料组别 Overvoltage category/Insulation material group -/-	III / I		III / I	
接线容量 Connection capacity	刚性 Solid / 柔性 Stranded	冷压头 (不带/带塑料套管) Ferrule (with and without plastic sleeve)	刚性 Solid / 柔性 Stranded	冷压头 (不带/带塑料套管) Ferrule (with and without plastic sleeve)
1根线 1 conductor mm^2	0.5-6 / 0.5-6	0.5-4 / 0.5-4	0.5-6 / 0.5-6	0.5-4 / 0.5-4
两根带TWIN冷压头的柔性导线 2 conductors with same cross section, stranded, TWIN ferrules with plastic sleeve mm^2	— / —	— / 0.5-2.5	— / —	— / 0.5-2.5
一般信息 General information				
绝缘材质/阻燃等级（符合UL94） Insulation material/Flammability rating(according to UL 94)	PA/V0		PA/V0	
工作温度 Operation temperature ℃（℉）	-40(-40)~105(221)		-40(-40)~105(221)	
剥线长度 Stripping length mm	10-11		10-11	
颜色 Color	灰色（可根据客户需求定制） Gray（customization demand is available）		黄绿混色 Green-yellow	
一字螺丝刀规格（刀厚x刀宽） Slotted screwdriver size (Blade thickness x Width) mm	1x4		1x4	
附件 Accessories				
插拔式桥接件（2-10P） Plug-in bridge（2-10P）	DFA6		/	
插入式（2-10P） Insertion bridge（2-10P）	/		/	
端板 End cover	D-DC6		D-DC6	
标记号 Marker	ZB8		ZB8	
DIN轨道 DIN rail	NS35/7.5 & NS35/15（钢和铝合金材质可选） NS35/7.5 & NS35/15（Steel and Aluminium alloy are optional）		NS35/7.5 & NS35/15（钢和铝合金材质可选） NS35/7.5 & NS35/15（Steel and Aluminium alloy are optional）	
终端固定件 End stopper	E-WS&E-PC&E-MK		E-WS&E-PC&E-MK	

螺钉式连接技术1
Screw connection technology 1

测试分断端子
Test disconnect terminal blocks



注：附件以及操作说明详见84页
Notes: For additional accessories and operating instruction, see page 84.

	DCTK 6	
	RoHS REACH	
尺寸 Dimension		
厚度/长度/高度(NS35/7.5&NS35/15) Width/Length/Height(NS35/7.5&NS35/15) mm	8/69/46.55(54.05)	
电气参数 Electrical Parameter	IEC IEC60947-7-1	UL UL1059
额定电压 Rated voltage V	630	300
额定电流 Rated current A	41	45
额定线径 Wire range mm^2/AWG	0.5-6	22-8
螺丝/额定扭力 Screw/Rated torque -/N.m(lb.in)（kgf.cm）	M4/1.2(10.53)(12.24)	
额定冲击电压/污染等级 Rated surge voltage/Degree of pollution KV/-	6/3	
过压类别/绝缘材料组别 Overvoltage category/Insulation material group -/-	III / I	
接线容量 Connection capacity	刚性 Solid / 柔性 Stranded	冷压头 (不带/带塑料套管) Ferrule (with and without plastic sleeve)
1根线 1 conductor mm^2	0.5-6 / 0.5-6	0.5-4 / 0.5-4
两根带TWIN冷压头的柔性导线 2 conductors with same cross section, stranded, TWIN ferrules with plastic sleeve mm^2	— / —	— / 0.5-2.5
一般信息 General information		
绝缘材质/阻燃等级（符合UL94） Insulation material/Flammability rating(according to UL 94)	PA/V0	
工作温度 Operation temperature ℃（℉）	-40(-40)~105(221)	
剥线长度 Stripping length mm	10-11	
颜色 Color	灰色（可根据客户需求定制） Gray（customization demand is available）	
一字螺丝刀规格（刀厚x刀宽） Slotted screwdriver size (Blade thickness x Width) mm	1x4	
附件 Accessories		
插拔式桥接件（2-10P） Plug-in bridge（2-10P）	FBRI6-RTK/S	
插入式（2-10P） Insertion bridge（2-10P）	TPS	
端板 End cover	D-DCTK6	
标记号 Marker	ZB8	
DIN轨道 DIN rail	NS35/7.5 & NS35/15（钢和铝合金材质可选） NS35/7.5 & NS35/15（Steel and Aluminium alloy are optional）	
终端固定件 End stopper	E-WS&E-PC&E-MK	



描述 Description	品名 No.	备注 Remark
① 端子板标记 Terminal strip marker carrier	DLM2-01P-17-00A(H)	适用于E-PC，用于标记 Suitable for E-PC, use for marking
② 终端固定件 End stopper	E-PC-01P-11-1000A(H)	用于NS35轨道产品固定 Fixing products on NS35 DIN rail
③ 端板 End cover	D-DC6-01P-11-00A(H)	用于DC10/DC10-PE产品的端板 End cover is used for DC10&DC10-PE
④ 标记条 Marker	ZB10-10P-19-00A(H)	用于DC10系列侧边的标记条 Marker is used for the side of DC10 series
⑤ 插入式桥接件 Plug-in bridge	DFA10-03P-11-00A(H)	03P适用于DC10桥接件 03P bridge, use for DC10
⑥ 插入式桥接件 Plug-in bridge	DFA10-04P-11-00A(H)	04P适用于DC10桥接件 04P bridge, use for DC10
⑦ 终端固定件 End stopper	E-WS-01P-11-00A(H)	用于NS35轨道产品固定 Fixing products on NS35 DIN rail
⑧ 轨道条 DIN rail	NS35/7.5-0150-00A(H)	NS35轨道条 NS35 DIN rail

电路图 Circuit diagram

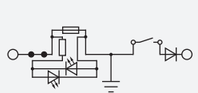

接线接点 Connection point for wiring	保险丝连接 Fuse connection	分断连接 Disconnecting
桥接连接点 Connection point for bridging	电阻连接 Resistance connection	电路连接点 Circuit connection point
LED灯连接 LED light connection	接地连接 Grounding connection	二极管连接 Diode connection

螺钉式连接技术1
Screw connection technology 1

直通式和接地端子
Feed-through and ground terminal blocks

注：附件以及操作说明详见87页
Notes: For additional accessories and operating instruction, see page 87.



	DC 10		DC 10-PE	
	cULus CE EAC RoHS REACH		cULus CE EAC RoHS REACH	
尺寸 Dimension				
厚度/长度/高度(NS35/7.5&NS35/15) Width/Length/Height(NS35/7.5&NS35/15) mm	10/43.5/43.5(51)		10/43.5/43.5(51)	
电气参数 Electrical Parameter	IEC IEC60947-7-1	UL UL1059	IEC IEC60947-7-2	UL UL1059
额定电压 Rated voltage V	1000	600	/	/
额定电流 Rated current A	57	65	/	/
额定线径 Wire range mm^2/AWG	0.5-10	22-6	0.5-10	22-6
螺丝/额定扭力 Screw/Rated torque -/N.m(lb.in)（kgf.cm）	M4/1.2(10.53)(12.24)		M4/1.2(10.53)(12.24)	
额定冲击电压/污染等级 Rated surge voltage/Degree of pollution KV/-	8/3		8/3	
过压类别/绝缘材料组别 Overvoltage category/Insulation material group -/-	III / I		III / I	

接线容量 Connection capacity	刚性 Solid	柔性 Stranded	冷压头 (不带/带塑料套管) Ferrule (with and without plastic sleeve)		刚性 Solid	柔性 Stranded	冷压头 (不带/带塑料套管) Ferrule (with and without plastic sleeve)	
1根线 1 conductor mm^2	0.5-10	0.5-10	0.5-6	0.5-6	0.5-10	0.5-10	0.5-6	0.5-6
两根带TWIN冷压头的柔性导线 2 conductors with same cross section, stranded, TWIN ferrules with plastic sleeve mm^2	—	—	—	0.5-4	—	—	—	0.5-4

一般信息 General information	DC 10	DC 10-PE
绝缘材质/阻燃等级（符合UL94） Insulation material/Flammability rating(according to UL 94)	PA/V0	PA/V0
工作温度 Operation temperature ℃（℉）	-40(-40)~105(221)	-40(-40)~105(221)
剥线长度 Stripping length mm	10-12	10-12
颜色 Color	灰色（可根据客户需求定制） Gray (customization demand is available)	黄绿混色 Green-yellow
一字螺丝刀规格（刀厚x刀宽） Slotted screwdriver size (Blade thickness x Width) mm	1x4	1x4

附件 Accessories	DC 10	DC 10-PE
插拔式桥接件（2-10P） Plug-in bridge (2-10P)	DFA10	/
插入式（2-10P） Insertion bridge (2-10P)	/	/
端板 End cover	D-DC6	D-DC6
标记号 Marker	ZB8	ZB8
DIN轨道 DIN rail	NS35/7.5 & NS35/15（钢和铝合金材质可选） NS35/7.5 & NS35/15 (Steel and Aluminium alloy are optional)	NS35/7.5 & NS35/15（钢和铝合金材质可选） NS35/7.5 & NS35/15 (Steel and Aluminium alloy are optional)
终端固定件 End stopper	E-WS&E-PC&E-MK	E-WS&E-PC&E-MK



描述 Description	品名 No.	备注 Remark
① 端子板标记 Terminal strip marker carrier	DLM2-01P-17-00A(H)	适用于E-PC，用于标记 Suitable for E-PC, use for marking
② 终端固定件 End stopper	E-PC-01P-11-1000A(H)	用于NS35轨道产品固定 Fixing products on NS35 DIN rail
③ 端板 End cover	D-DC16-01P-11-00A(H)	用于DC16/DC16-PE产品的端板 End cover is used for DC16&DC16-PE
④ 标记条 Marker	ZT12-10P-19-00A(H)	用于DC16系列侧边的标记条 Marker is used for the side of DC16 series
⑤ 插入式桥接件 Plug-in bridge	DFA16-02P-11-00A(H)	02P适用于DC16桥接件 02P bridge, use for DC16
⑥ 插入式桥接件 Plug-in bridge	DFA16-03P-11-00A(H)	03P适用于DC16桥接件 03P bridge, use for DC16
⑦ 终端固定件 End stopper	E-WS-01P-11-00A(H)	用于NS35轨道产品固定 Fixing products on NS35 DIN rail
⑧ 轨道条 DIN rail	NS35/7.5-0150-00A(H)	NS35轨道条 NS35 DIN rail

电路图 Circuit diagram

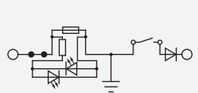

接线接点 Connection point for wiring	保险丝连接 Fuse connection	分断连接 Disconnecting
桥接连接点 Connection point for bridging	电阻连接 Resistance connection	电路连接点 Circuit connection point
LED灯连接 LED light connection	接地连接 Grounding connection	二极管连接 Diode connection

螺钉式连接技术1
Screw connection technology 1

直通式和接地端子
Feed-through and ground terminal blocks

注：附件以及操作说明详见89页
Notes: For additional accessories and operating instruction, see page 89.





	DC 16		DC 16-PE	
	c UL us CE EAC RoHS REACH		CE EAC RoHS REACH	
尺寸 Dimension				
厚度/长度/高度(NS35/7.5&NS35/15) Width/Length/Height(NS35/7.5&NS35/15) mm	12/49/50.9(58.4)		12/49/50.9(58.4)	
电气参数 Electrical Parameter	IEC IEC60947-7-1	UL UL1059	IEC IEC60947-7-2	UL UL1059
额定电压 Rated voltage V	1000	600	/	/
额定电流 Rated current A	76	100	/	/
额定线径 Wire range mm^2/AWG	0.75-25	14-3	0.75-25	14-3
螺丝/额定扭力 Screw/Rated torque -/N.m(lb.in)（kgf.cm）	M5/2.5(27)(25)		M5/2.5(27)(25)	
额定冲击电压/污染等级 Rated surge voltage/Degree of pollution KV/-	8/3		8/3	
过压类别/绝缘材料组别 Overvoltage category/Insulation material group -/-	III / I		III / I	
接线容量 Connection capacity	刚性 Solid	柔性 Stranded	冷压头 (不带/带塑料套管) Ferrule (with and without plastic sleeve)	
1根线 1 conductor mm^2	1.5-25	1.5-25	1-16	1-16
两根带TWIN冷压头的柔性导线 2 conductors with same cross section, stranded, TWIN ferrules with plastic sleeve mm^2	—	—	—	0.75-6
一般信息 General information				
绝缘材质/阻燃等级（符合UL94） Insulation material/Flammability rating(according to UL 94)	PA/V0		PA/V0	
工作温度 Operation temperature ℃（℉）	-40(-40)~105(221)		-40(-40)~105(221)	
剥线长度 Stripping length mm	12-13		12-13	
颜色 Color	灰色（可根据客户需求定制） Gray (customization demand is available)		黄绿混色 Green-yellow	
一字螺丝刀规格（刀厚x刀宽） Slotted screwdriver size (Blade thickness x Width) mm	1x6.5		1x6.5	
附件 Accessories				
插拔式桥接件（2-3P） Plug-in bridge (2-3P)	DFA16		/	
插入式（2-10P） Insertion bridge (2-10P)	/		/	
端板 End cover	D-DC16		D-DC16	
标记号 Marker	ZT12		ZT12	
DIN轨道 DIN rail	NS35/7.5 & NS35/15（钢和铝合金材质可选） NS35/7.5 & NS35/15 (Steel and Aluminium alloy are optional)		NS35/7.5 & NS35/15（钢和铝合金材质可选） NS35/7.5 & NS35/15 (Steel and Aluminium alloy are optional)	
终端固定件 End stopper	E-WS&E-PC&E-MK		E-WS&E-PC&E-MK	



描述 Description	品名 No.	备注 Remark
① 端子板标记 Terminal strip marker carrier	DLM2-01P-17-00A(H)	适用于E-PC，用于标记 Suitable for E-PC, use for marking
② 终端固定件 End stopper	E-PC-01P-11-1000A(H)	用于NS35轨道产品固定 Fixing products on NS35 DIN rail
③ 插入式桥接件 Plug-in bridge	DFA35-02P-11-00A(H)	02P适用于DC35桥接件 02P bridge, use for DC35
④ 标记条 Marker	ZT12-10P-19-00A(H)	用于DC35系列侧边的标记条 Marker is used for the side of DC35 series
⑤ 插入式桥接件 Plug-in bridge	DFA35-03P-11-00A(H)	03P适用于DC35桥接件 03P bridge, use for DC35
⑥ 终端固定件 End stopper	E-WS-01P-11-00A(H)	用于NS35轨道产品固定 Fixing products on NS35 DIN rail
⑦ 轨道条 DIN rail	NS35/7.5-0150-00A(H)	NS35轨道条 NS35 DIN rail

电路图 Circuit diagram

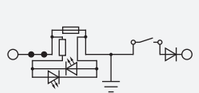

接线接点 Connection point for wiring	保险丝连接 Fuse connection	分断连接 Disconnecting
桥接连接点 Connection point for bridging	电阻连接 Resistance connection	电路连接点 Circuit connection point
LED灯连接 LED light connection	接地连接 Grounding connection	二极管连接 Diode connection

螺钉式连接技术1
Screw connection technology 1

直通式和接地端子
Feed-through and ground terminal blocks

注：附件以及操作说明详见91页
Notes: For additional accessories and operating instruction, see page 91.





	DC 35		DC 35-PE	
	c UL us CE EAC RoHS REACH		CE EAC RoHS REACH	
尺寸 Dimension				
厚度/长度/高度(NS35/7.5&NS35/15) Width/Length/Height(NS35/7.5&NS35/15) mm	16/55.4/61.3(68.8)		16/55.4/61.3(68.8)	
电气参数 Electrical Parameter	IEC IEC60947-7-1	UL UL1059	IEC IEC60947-7-2	UL UL1059
额定电压 Rated voltage V	1000	600	/	/
额定电流 Rated current A	125	150	/	/
额定线径 Wire range mm^2/AWG	1.5-50	14-1/0	1.5-50	14-1/0
螺丝/额定扭力 Screw/Rated torque -/N.m(lb.in)（kgf.cm）	M6/3.5(31)(35)		M5/2.5(27)(25)	
额定冲击电压/污染等级 Rated surge voltage/Degree of pollution KV/-	8/3		8/3	
过压类别/绝缘材料组别 Overvoltage category/Insulation material group -/-	III / I		III / I	

接线容量 Connection capacity	刚性 Solid	柔性 Stranded	冷压头 (不带/带塑料套管) Ferrule (with and without plastic sleeve)		刚性 Solid	柔性 Stranded	冷压头 (不带/带塑料套管) Ferrule (with and without plastic sleeve)	
1根线 1 conductor mm^2	2.5-50	2.5-50	1.5-25	1.5-25	2.5-50	2.5-50	1.5-25	1.5-25
两根带TWIN冷压头的柔性导线 2 conductors with same cross section, stranded, TWIN ferrules with plastic sleeve mm^2	—	—	—	1.5-10	—	—	—	1.5-10

一般信息 General information	DC 35	DC 35-PE
绝缘材质/阻燃等级（符合UL94） Insulation material/Flammability rating(according to UL 94)	PA/V0	PA/V0
工作温度 Operation temperature ℃（℉）	-40(-40)~105(221)	-40(-40)~105(221)
剥线长度 Stripping length mm	14-16	14-16
颜色 Color	灰色（可根据客户需求定制） Gray (customization demand is available)	黄绿混色 Green-yellow
一字螺丝刀规格（刀厚x刀宽） Slotted screwdriver size (Blade thickness x Width) mm	1x6.5	1x6.5
附件 Accessories		
插拔式桥接件（2-3P） Plug-in bridge (2-3P)	DFA35	/
插入式（2-10P） Insertion bridge (2-10P)	/	/
端板 End cover	/	/
标记号 Marker	ZT12	ZT12
DIN轨道 DIN rail	NS35/7.5 & NS35/15（钢和铝合金材质可选） NS35/7.5 & NS35/15 (Steel and Aluminium alloy are optional)	NS35/7.5 & NS35/15（钢和铝合金材质可选） NS35/7.5 & NS35/15 (Steel and Aluminium alloy are optional)
终端固定件 End stopper	E-WS&E-PC&E-MK	E-WS&E-PC&E-MK

PC铜合金压线框压线结构
PC copper alloy pressure clamp structure

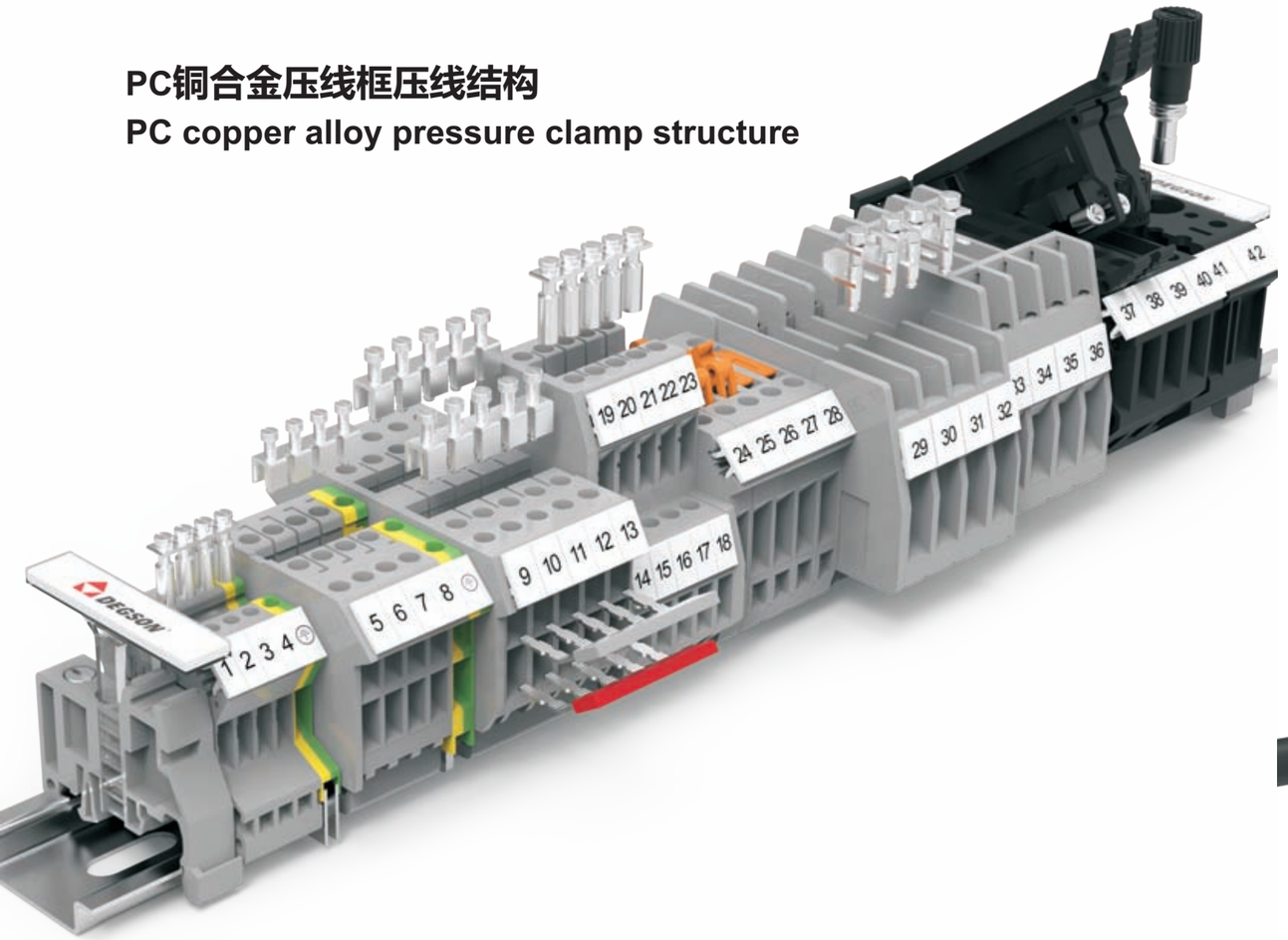

优 势

- 铜螺钉连接技术，连接可靠。
- 配有固定式桥接件，电路连接测试更灵活。
- 铜合金材质，良好的耐腐蚀性能。
- 完善的产品线，可满足不同客户需求。
- 可匹配标记条，避免导线误插。

Feature

- Brass screw connection technology, reliable connection.
- With fixed jumper, more flexible electrical connection test.
- Copper alloy material, good corrosion resistance.
- Complete product line can satisfy clients' different requirements.
- Optional marker to avoid wire mis-inserting.



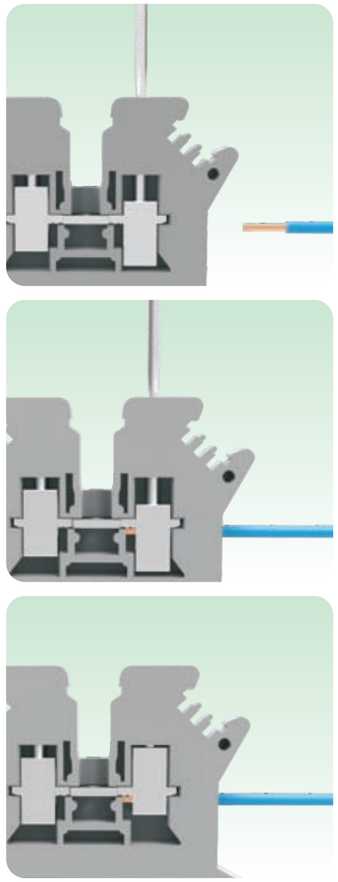

PC铜螺钉连接技术接线端子，铜螺钉和铜方块配合夹线，拥有良好的耐腐蚀性能。高精度铜合金导电体，使得温升值最低，确保连接可靠安全。PA66的塑件原材料可以满足-40℃到105℃的工作环境，另外所有PC系列产品均符合UL94 V0阻燃等级。

传统型螺钉接线端子，丰富的产品线可以为各行业提供不同的解决方案。

PC brass screw connection terminal blocks (brass screw and brass block with clamping wire) have good corrosion resistance. High-precision copper alloy conductors provide the lowest temperature rise, ensuring reliable and safe connections. PA66 plastic parts can meet the working environment of -40 ℃ to 105℃, and all PC series of din rail products are in line with UL94 V0 flame retardant grade.

Traditional screw terminal blocks: full product line provide different solutions for various industries.



描述 Description	品名 No.	备注 Remark
① 端子板标记 Terminal strip marker carrier	DLM2-01P-17-00A(H)	适用于E-PC，用于标记 Suitable for E-PC, use for marking
② 终端固定件 End stopper	E-PC-01P-11-1000A(H)	用于NS35轨道产品固定 Fixing products on NS35 DIN rail
③ 端板 End cover	D-PC1.5-01P-11-00A(H)	用于PC1.5产品的端板 End cover is used for PC1.5
④ 固定式桥接件 Fixed bridge	FBRI3-4-00A(H)	03P适用于PC1.5桥接件 03P bridge, use for PC1.5
⑤ 标记条 Marker	ZB4-10P-19-00A(H)	用于PC1.5侧边的标记条 Marker is used for the side of PC1.5
⑥ 分组隔板 Partition plate	ATP-PC-01P-11-00A(H)	用于PC1.5产品分组隔板 End cover is used for PC1.5
⑦ 终端固定件 End stopper	E-WS-01P-11-00A(H)	用于NS35轨道产品固定 Fixing products on NS35 DIN rail
⑧ 轨道条 DIN rail	NS35/7.5-0150-00A(H)	轨道条 NS35 DIN rail

电路图 Circuit diagram

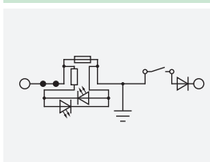

接线接点 Connection point for wiring	保险丝连接 Fuse connection	分断连接 Disconnecting
桥接连接点 Connection point for bridging	电阻连接 Resistance connection	电路连接点 Circuit connection point
LED灯连接 LED light connection	接地连接 Grounding connection	二极管连接 Diode connection

螺钉式连接技术2
Screw connection technology 2



直通式端子
Feed-through terminal blocks

注：附件以及操作说明详见95页
Notes: For additional accessories and operating instruction, see page 95.

PC 1.5

cULus EAC CE EAC RoHS REACH

尺寸 Dimension		
厚度/长度/高度(NS35/7.5&NS35/15) Width/Length/Height(NS35/7.5&NS35/15)	mm	4.2/42.5/42.05(49.55)

电气参数 Electrical Parameter		IEC IEC60947-7-1	UL UL1059
额定电压 Rated voltage	V	500	600
额定电流 Rated current	A	17.5	10
额定线径 Wire range	mm^2/AWG	0.2-1.5	28-16
螺丝/额定扭力 Screw/Rated torque	-/N.m(lb.in)(kgf.cm)	M2.5/0.2(1.77)(2.04)	
额定冲击电压/污染等级 Rated surge voltage/Degree of pollution	KV/-	6/3	
过压类别/绝缘材料组别 Overvoltage category/Insulation material group	-/-	III / I	

接线容量 Connection capacity		刚性 Solid	柔性 Stranded	冷压头 (不带/带塑料套管) Ferrule (with and without plastic sleeve)	
1根线 1 conductor	mm^2	0.2-1.5	0.2-1.5	0.2-1.5	0.2-0.5
两根带TWIN冷压头的柔性导线 2 conductors with same cross section, stranded, TWIN ferrules with plastic sleeve	mm^2	—	—	—	0.5

一般信息 General information		
绝缘材质/阻燃等级（符合UL94） Insulation material/Flammability rating(according to UL 94)		PA/V0
工作温度 Operation temperature	℃（℉）	-40(-40)~105(221)
剥线长度 Stripping length	mm	6-7
颜色 Color		灰色（可根据客户需求定制） Gray (customization demand is available)
一字螺丝刀规格（刀厚x刀宽） Slotted screwdriver size (Blade thickness x Width)	mm	0.4x2.5

附件 Accessories	
固定式桥接件（10P） Fixed bridge（10P）	FBRI10-4
插入式（2-10P） Insertion bridge（2-10P）	/
端板 End cover	D-PC1.5
隔片 Separating plate	/
分组隔板 Partition plate	ATP-PC
标记号 Marker	ZB4
DIN轨道 DIN rail	NS35/7.5 & NS35/15（钢和铝合金材质可选） NS35/7.5 & NS35/15 (Steel and Aluminium alloy are optional)
终端固定件 End stopper	E-WS&E-PC&E-MK

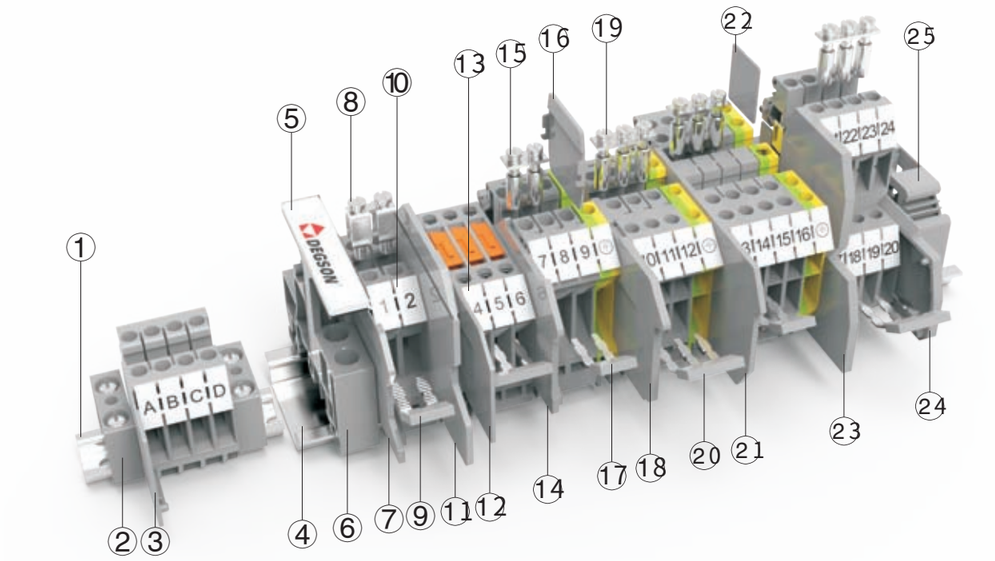

描述 Description	品名 No.	备注 Remark
① 轨道条 DIN rail	NS15-0050-00A(H)	NS15轨道条 NS15 DIN rail
② 终端固定件 End stopper	E-PC-DIN15-01P-11-1000A(H)	用于NS15轨道产品固定 Fixing products on NS15 DIN rail
③ 端板 End cover	D-PCMB2.5-01P-11-00A(H)	用于PCMB2.5产品的端板 End cover is used for PCMB2.5
④ 轨道条 DIN rail	NS35/7.5-0150-00A(H)	NS35轨道条 NS35 DIN rail
⑤ 端子板标记 Terminal strip marker carrier	DLM2-01P-17-00A(H)	适用于E-PC，用于标记 Suitable for E-PC, use for marking
⑥ 终端固定件 End stopper	E-PC-01P-11-1000A(H)	用于NS35轨道产品固定 Fixing products on NS35 DIN rail
⑦ 端板 End cover	D-PC1.5-01P-11-00A(H)	用于PC2.5B产品的端板 End cover is used for PC2.5B
⑧ 固定式桥接件 Fixed bridge	FBI2-6-00A(H)	02P适用于PC2.5B桥接件 02P bridge, use for PC2.5B
⑨ 插入式桥接件 Insertion bridge	EB2-6-11-00A(H)	02P适用于PC2.5B桥接件 02P bridge, use for PC2.5B
⑩ 标记条 Marker	ZB6-10P-19-00A(H)	用于PC2.5B侧边的标记条 Marker is used for the side of PC2.5B
⑪ 分组隔板 Partition plate	ATP-PC-01P-11-00A(H)	用于PC2.5系列产品分组隔板 End cover is used for PC2.5 series
⑫ 端板 End cover	D-PCMT2.5-01P-11-00A(H)	用于PCMT2.5产品的端板 End cover is used for PCMT2.5
⑬ 标记条 Marker	ZB5-10P-19-00A(H)	用于PC2.5系列侧边的标记条 Marker is used for the side of PC2.5 series
⑭ 端板 End cover	D-PC2.5-01P-11-00A(H)	用于PC2.5产品的端板 End cover is used for PC2.5
⑮ 固定式桥接件 Fixed bridge	FBRI2-5-00A(H)	02P适用于PC2.5桥接件 02P bridge, use for PC2.5
⑯ 隔片 Separating plate	TS-K-01P-11-00A(H)	用于PC2.5、PCMB2.5隔片 The separating plate is used for PC2.5, PCMB2.5
⑰ 插入式桥接件 Insertion bridge	EB2-5-11-00A(H)	02P适用于PC2.5系列桥接件 02P bridge, use for PC2.5 series
⑱ 端板 End cover	D-PC4-TW-01P-11-00A(H)	用于PC2.5-TW产品的端板 End cover is used for PC2.5-TW
⑲ 固定式桥接件 Fixed bridge	FBRI3-5-00A(H)	03P适用于PC2.5系列桥接件 03P bridge, use for PC2.5 series
⑳ 插入式桥接件 Insertion bridge	EB3-5-11-00A(H)	03P适用于PC2.5系列桥接件 03P bridge, use for PC2.5 series
㉑ 端板 End cover	D-PCDK2.5-01P-11-00A(H)	用于PCDK2.5产品的端板 End cover is used for PCDK2.5
㉒ 隔片 Separating plate	TS-KK3-01P-11-00A(H)	用于PCDK2.5、PC2.5B、PCKK2.5隔片 The separating plate is used for PCDK2.5, PC2.5B, PCKK2.5
㉓ 端板 End cover	D-PCKK2.5-01P-11-00A(H)	用于PCKK2.5产品的端板 End cover is used for PCKK2.5
㉔ 补偿板 Compensation plate	DP-PCKK2.5-01P-11-00A(H)	用于PCKK2.5系列的补偿板 End cover is used for PCKK2.5 series
㉕ 终端固定件 End stopper	E-WS-01P-11-00A(H)	用于NS35轨道产品固定 Fixing products on NS35 DIN rail

电路图 Circuit diagram

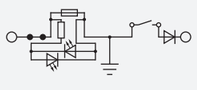

接线接点 Connection point for wiring	保险丝连接 Fuse connection	分断连接 Disconnecting
桥接连接点 Connection point for bridging	电阻连接 Resistance connection	电路连接点 Circuit connection point
LED灯连接 LED light connection	接地连接 Grounding connection	二极管连接 Diode connection

螺钉式连接技术2
Screw connection technology 2

直通式、多导线、多层和接地端子

Feed-through, multi-conductor, multi-level, and ground terminal blocks

注：附件以及操作说明详见97页

Notes: For additional accessories and operating instruction, see page 97.

PC 2.5B

cULus CE EAC RoHS REACH

尺寸 Dimension			
厚度/长度/高度(NS35/7.5&NS35/15) Width/Length/Height(NS35/7.5&NS35/15)	mm	6.2/42.5/42.05(49.55)	
电气参数 Electrical Parameter		IEC IEC60947-7-1	UL UL1059
额定电压 Rated voltage	V	800	600
额定电流 Rated current	A	24	20
额定线径 Wire range	mm^2/AWG	0.2-2.5	24-12
螺丝/额定扭力 Screw/Rated torque	-/N.m(lb.in)(kgf.cm)	M3/0.5(4.43)(5.1)	
额定冲击电压/污染等级 Rated surge voltage/Degree of pollution	KV/-	8/3	
过压类别/绝缘材料组别 Overvoltage category/Insulation material group	-/-	Ⅲ / Ⅰ	

接线容量 Connection capacity		刚性 Solid	柔性 Stranded	冷压头 (不带/带塑料套管) Ferrule (with and without plastic sleeve)	
1根线 1 conductor	mm^2	0.2-2.5	0.2-2.5	0.2-2.5	0.2-1.5
两根带TWIN冷压头的柔性导线 2 conductors with same cross section, stranded, TWIN ferrules with plastic sleeve	mm^2	—	—	—	0.5-0.75

一般信息 General information		
绝缘材质/阻燃等级（符合UL94） Insulation material/Flammability rating(according to UL 94)		PA/V0
工作温度 Operation temperature	℃（℉）	-40(-40)~105(221)
剥线长度 Stripping length	mm	6-7
颜色 Color		灰色（可根据客户需求定制） Gray (customization demand is available)
一字螺丝刀规格（刀厚x刀宽） Slotted screwdriver size (Blade thickness x Width)	mm	0.6x3.5

附件 Accessories		
固定式桥接件（10P） Fixed bridge（10P）		FBI10-6
插入式（2-10P） Insertion bridge（2-10P）		EB2-6 EB3-6 EB10-6
端板 End cover		D-PC1.5
隔片 Separating plate		TS-KK3
分组隔板 Partition plate		ATP-PC
标记号 Marker		ZB6
DIN轨道 DIN rail		NS35/7.5 & NS35/15（钢和铝合金材质可选） NS35/7.5 & NS35/15 (Steel and Aluminium alloy are optional)
终端固定件 End stopper		E-WS&E-PC&E-MK

螺钉式连接技术2
Screw connection technology 2

直通式、多导线、多层和接地端子

Feed-through, multi-conductor, multi-level, and ground terminal blocks

注：附件以及操作说明详见97页

Notes: For additional accessories and operating instruction, see page 97.





	PC 2.5		PC 2.5-PE	
	cULus CE EAC RoHS REACH		cULus CE EAC RoHS REACH	
尺寸 Dimension				
厚度/长度/高度(NS35/7.5&NS35/15) Width/Length/Height(NS35/7.5&NS35/15) mm	5.2/42.5/47.25(54.75)		5.2/42.5/47.25(54.75)	
电气参数 Electrical Parameter	IEC IEC60947-7-1	UL UL1059	IEC IEC60947-7-2	UL UL1059
额定电压 Rated voltage V	800	600	/	/
额定电流 Rated current A	24	20	/	/
额定线径 Wire range mm^2/AWG	0.2-2.5	24-12	0.2-2.5	24-12
螺丝/额定扭力 Screw/Rated torque -/N.m(lb.in)(kgf.cm)	M3/0.5(4.43)(5.1)		M3/0.5(4.43)(5.1)	
额定冲击电压/污染等级 Rated surge voltage/Degree of pollution KV/-	8/3		8/3	
过压类别/绝缘材料组别 Overvoltage category/Insulation material group -/-	III / I		III / I	
接线容量 Connection capacity	刚性 Solid / 柔性 Stranded	冷压头 (不带/带塑料套管) Ferrule (with and without plastic sleeve)	刚性 Solid / 柔性 Stranded	冷压头 (不带/带塑料套管) Ferrule (with and without plastic sleeve)
1根线 1 conductor mm^2	0.2-2.5 / 0.2-2.5	0.2-2.5 / 0.2-1.5	0.2-2.5 / 0.2-2.5	0.2-2.5 / 0.2-1.5
两根带TWIN冷压头的柔性导线 2 conductors with same cross section, stranded, TWIN ferrules with plastic sleeve mm^2	— / —	— / 0.5-0.75	— / —	— / 0.5-0.75
一般信息 General information				
绝缘材质/阻燃等级（符合UL94） Insulation material/Flammability rating(according to UL 94)	PA/V0		PA/V0	
工作温度 Operation temperature ℃（℉）	-40(-40)~105(221)		-40(-40)~105(221)	
剥线长度 Stripping length mm	6-7		9-10	
颜色 Color	灰色（可根据客户需求定制） Gray (customization demand is available)		黄绿混色 Green-yellow	
一字螺丝刀规格（刀厚x刀宽） Slotted screwdriver size (Blade thickness x Width) mm	0.6x3.5		0.6x3.5	
附件 Accessories				
固定式桥接件（10P） Fixed bridge (10P)	FBRI10-5		/	
插入式（2-10P） Insertion bridge (2-10P)	EB2-5 EB3-5 EB10-5		EB2-5 EB3-5 EB10-5	
端板 End cover	D-PC2.5		/	
隔片 Separating plate	TS-K		/	
分组隔板 Partition plate	ATP-PC		/	
标记号 Marker	ZB5		ZB5	
DIN轨道 DIN rail	NS35/7.5 & NS35/15（钢和铝合金材质可选） NS35/7.5 & NS35/15 (Steel and Aluminium alloy are optional)		NS35/7.5 & NS35/15（钢和铝合金材质可选） NS35/7.5 & NS35/15 (Steel and Aluminium alloy are optional)	
终端固定件 End stopper	E-WS&E-PC&E-MK		E-WS&E-PC&E-MK	

螺钉式连接技术2
Screw connection technology 2

直通式、多导线、多层和接地端子

Feed-through, multi-conductor, multi-level, and ground terminal blocks

注：附件以及操作说明详见97页

Notes: For additional accessories and operating instruction, see page 97.





	PC 2.5-TW		PC 2.5-TW-PE	
	cULus CE EAC RoHS REACH		CE EAC RoHS REACH	
尺寸 Dimension				
厚度/长度/高度(NS35/7.5&NS35/15) Width/Length/Height(NS35/7.5&NS35/15) mm	5.2/50.5/47.25(54.75)		5.2/50.5/47.25(54.75)	
电气参数 Electrical Parameter	IEC IEC60947-7-1	UL UL1059	IEC IEC60947-7-2	UL UL1059
额定电压 Rated voltage V	400	300	/	/
额定电流 Rated current A	24	20	/	/
额定线径 Wire range mm^2/AWG	0.2-2.5	30-12	0.2-2.5	30-12
螺丝/额定扭力 Screw/Rated torque -/N.m(lb.in)(kgf.cm)	M3/0.5(4.43)(5.1)		M3/0.5(4.43)(5.1)	
额定冲击电压/污染等级 Rated surge voltage/Degree of pollution KV/-	6/3		6/3	
过压类别/绝缘材料组别 Overvoltage category/Insulation material group -/-	III / I		III / I	
接线容量 Connection capacity	刚性 Solid / 柔性 Stranded	冷压头 (不带/带塑料套管) Ferrule (with and without plastic sleeve)	刚性 Solid / 柔性 Stranded	冷压头 (不带/带塑料套管) Ferrule (with and without plastic sleeve)
1根线 1 conductor mm^2	0.2-2.5 / 0.2-2.5	0.2-2.5 / 0.2-1.5	0.2-2.5 / 0.2-2.5	0.2-2.5 / 0.2-1.5
两根带TWIN冷压头的柔性导线 2 conductors with same cross section, stranded, TWIN ferrules with plastic sleeve mm^2	— / —	— / 0.2-0.75	— / —	— / 0.2-0.75
一般信息 General information				
绝缘材质/阻燃等级（符合UL94） Insulation material/Flammability rating(according to UL 94)	PA/V0		PA/V0	
工作温度 Operation temperature ℃（℉）	-40(-40)~105(221)		-40(-40)~105(221)	
剥线长度 Stripping length mm	9-10		7-8	
颜色 Color	灰色（可根据客户需求定制） Gray (customization demand is available)		黄绿混色 Green-yellow	
一字螺丝刀规格（刀厚x刀宽） Slotted screwdriver size (Blade thickness x Width) mm	0.6x3.5		0.6x3.5	
附件 Accessories				
固定式桥接件（10P） Fixed bridge (10P)	FBRI10-5		/	
插入式（2-10P） Insertion bridge (2-10P)	EB2-5 EB3-5 EB10-5		EB2-5 EB3-5 EB10-5	
端板 End cover	D-PC4-TW		/	
隔片 Separating plate	/		/	
分组隔板 Partition plate	/		/	
标记号 Marker	ZB5		ZB5	
DIN轨道 DIN rail	NS35/7.5 & NS35/15（钢和铝合金材质可选） NS35/7.5 & NS35/15 (Steel and Aluminium alloy are optional)		NS35/7.5 & NS35/15（钢和铝合金材质可选） NS35/7.5 & NS35/15 (Steel and Aluminium alloy are optional)	
终端固定件 End stopper	E-WS&E-PC&E-MK		E-WS&E-PC&E-MK	

螺钉式连接技术2
Screw connection technology 2

直通式、多导线、多层和接地端子

Feed-through, multi-conductor, multi-level, and ground terminal blocks

注：附件以及操作说明详见97页

Notes: For additional accessories and operating instruction, see page 97.





PCDK 2.5

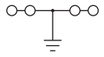

PCDK 2.5-PE

尺寸 Dimension						
厚度/长度/高度(NS35/7.5&NS35/15) Width/Length/Height(NS35/7.5&NS35/15)	mm	5.2/54.5/47.25(54.75)			5.2/54.5/47.25(54.75)	
电气参数 Electrical Parameter		IEC IEC60947-7-1	UL UL1059		IEC IEC60947-7-2	UL UL1059
额定电压 Rated voltage	V	500	300		/	/
额定电流 Rated current	A	24	20		/	/
额定线径 Wire range	mm^2/AWG	0.2-2.5	24-12		0.2-2.5	24-12
螺丝/额定扭力 Screw/Rated torque	-/N.m(lb.in)(kgf.cm)	M3/0.5(4.43)(5.1)			M3/0.5(4.43)(5.1)	
额定冲击电压/污染等级 Rated surge voltage/Degree of pollution	KV/-	6/3			6/3	
过压类别/绝缘材料组别 Overvoltage category/Insulation material group	-/-	III / I			III / I	
接线容量 Connection capacity		刚性 Solid	柔性 Stranded	冷压头 (不带/带塑料套管) Ferrule (with and without plastic sleeve)	刚性 Solid	柔性 Stranded	冷压头 (不带/带塑料套管) Ferrule (with and without plastic sleeve)
1根线 1 conductor	mm^2	0.2-2.5	0.2-2.5	0.2-2.5 0.2-1.5	0.2-2.5	0.2-2.5	0.2-2.5 0.2-1.5
两根带TWIN冷压头的柔性导线 2 conductors with same cross section, stranded, TWIN ferrules with plastic sleeve	mm^2	—	—	— 0.5-0.75	—	—	— 0.5-0.75
一般信息 General information						
绝缘材质/阻燃等级（符合UL94） Insulation material/Flammability rating(according to UL 94)		PA/V0			PA/V0	
工作温度 Operation temperature	℃（℉）	-40(-40)~105(221)			-40(-40)~105(221)	
剥线长度 Stripping length	mm	7-8			7-8	
颜色 Color		灰色（可根据客户需求定制） Gray (customization demand is available)			黄绿混色 Green-yellow	
一字螺丝刀规格（刀厚x刀宽） Slotted screwdriver size (Blade thickness x Width)	mm	0.6x3.5			0.6x3.5	
附件 Accessories						
固定式桥接件（10P） Fixed bridge (10P)		FBRI10-5			/	
插入式（2-10P） Insertion bridge (2-10P)		EB2-5 EB3-5 EB10-5			EB2-5 EB3-5 EB10-5	
端板 End cover		D-PCDK2.5			/	
隔片 Separating plate		TS-KK3			/	
分组隔板 Partition plate		/			/	
标记号 Marker		ZB5			ZB5	
DIN轨道 DIN rail		NS35/7.5 & NS35/15（钢和铝合金材质可选） NS35/7.5 & NS35/15 (Steel and Aluminium alloy are optional)			NS35/7.5 & NS35/15（钢和铝合金材质可选） NS35/7.5 & NS35/15 (Steel and Aluminium alloy are optional)	
终端固定件 End stopper		E-WS&E-PC&E-MK			E-WS&E-PC&E-MK	

螺钉式连接技术2
Screw connection technology 2

直通式、多导线、多层和接地端子

Feed-through, multi-conductor, multi-level, and ground terminal blocks

注：附件以及操作说明详见97页

Notes: For additional accessories and operating instruction, see page 97.

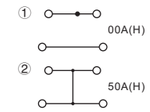

PCKK 2.5

尺寸 Dimension			
厚度/长度/高度(NS35/7.5&NS35/15) Width/Length/Height(NS35/7.5&NS35/15)	mm	5.2/56/61.95(69.45)	
电气参数 Electrical Parameter		IEC IEC60947-7-1	UL UL1059
额定电压 Rated voltage	V	500	300
额定电流 Rated current	A	24	20
额定线径 Wire range	mm^2/AWG	0.2-2.5	30-12
螺丝/额定扭力 Screw/Rated torque	-/N.m(lb.in)(kgf.cm)	M3/0.5(4.43)(5.1)	
额定冲击电压/污染等级 Rated surge voltage/Degree of pollution	KV/-	6/3	
过压类别/绝缘材料组别 Overvoltage category/Insulation material group	-/-	III / I	
接线容量 Connection capacity		刚性 Solid	柔性 Stranded	冷压头 (不带/带塑料套管) Ferrule (with and without plastic sleeve)
1根线 1 conductor	mm^2	0.2-2.5	0.2-2.5	0.2-2.5 0.2-1.5
两根带TWIN冷压头的柔性导线 2 conductors with same cross section, stranded, TWIN ferrules with plastic sleeve	mm^2	—	—	— 0.5-0.75
一般信息 General information				
绝缘材质/阻燃等级（符合UL94） Insulation material/Flammability rating(according to UL 94)		PA/V0		
工作温度 Operation temperature	℃（℉）	-40(-40)~105(221)		
剥线长度 Stripping length	mm	8-9		
颜色 Color		灰色（可根据客户需求定制） Gray (customization demand is available)		
一字螺丝刀规格（刀厚x刀宽） Slotted screwdriver size (Blade thickness x Width)	mm	0.6x3.5		
附件 Accessories				
固定式桥接件（10P） Fixed bridge (10P)		FBRI10-5		
插入式（2-10P） Insertion bridge (2-10P)		EB2-5 EB3-5 EB10-5		
端板 End cover		D-PCKK2.5		
隔片 Separating plate		TS-KK3		
分组隔板 Partition plate		/		
补偿板 Compensation plate		DP-PCKK2.5		
标记号 Marker		ZB5		
DIN轨道 DIN rail		NS35/7.5 & NS35/15（钢和铝合金材质可选） NS35/7.5 & NS35/15 (Steel and Aluminium alloy are optional)		
终端固定件 End stopper		E-WS&E-PC&E-MK		

螺钉式连接技术2
Screw connection technology 2



刀闸分断端子
Knife disconnect terminal blocks

注：附件以及操作说明详见97页
Notes: For additional accessories and operating instruction, see page 97.

PCMT 2.5

CE EAC RoHS REACH

尺寸 Dimension			
厚度/长度/高度(NS35/7.5&NS35/15) Width/Length/Height(NS35/7.5&NS35/15)	mm	5.2/46/48.18(55.68)	
电气参数 Electrical Parameter		IEC IEC60947-7-1	UL UL1059
额定电压 Rated voltage	V	500	300
额定电流 Rated current	A	16	16
额定线径 Wire range	mm^2/AWG	0.2-2.5	24-14
螺丝/额定扭力 Screw/Rated torque	-/N.m(lb.in)(kgf.cm)	M3/0.5(4.43)(5.1)	
额定冲击电压/污染等级 Rated surge voltage/Degree of pollution	KV/-	6/3	
过压类别/绝缘材料组别 Overvoltage category/Insulation material group	-/-	III / I	

接线容量 Connection capacity		刚性 Solid	柔性 Stranded	冷压头 (不带/带塑料套管) Ferrule (with and without plastic sleeve)	
1根线 1 conductor	mm^2	0.2-2.5	0.2-2.5	0.2-2.5	0.2-1.5
两根带TWIN冷压头的柔性导线 2 conductors with same cross section, stranded, TWIN ferrules with plastic sleeve	mm^2	—	—	—	0.5-0.75
一般信息 General information					
绝缘材质/阻燃等级（符合UL94） Insulation material/Flammability rating(according to UL 94)		PA/V0			
工作温度 Operation temperature	℃（℉）	-40(-40)~105(221)			
剥线长度 Stripping length	mm	8-9			
颜色 Color		灰色（可根据客户需求定制） Gray (customization demand is available)			
一字螺丝刀规格（刀厚x刀宽） Slotted screwdriver size (Blade thickness x Width)	mm	0.6x3.5			
附件 Accessories					
固定式桥接件（10P） Fixed bridge (10P)		/			
插入式（2-10P） Insertion bridge (2-10P)		EB2-5 EB3-5 EB10-5			
端板 End cover		D-PCMT2.5			
隔片 Separating plate		/			
分组隔板 Partition plate		/			
标记号 Marker		ZB5			
DIN轨道 DIN rail		NS35/7.5 & NS35/15（钢和铝合金材质可选） NS35/7.5 & NS35/15 (Steel and Aluminium alloy are optional)			
终端固定件 End stopper		E-WS&E-PC&E-MK			

螺钉式连接技术2
Screw connection technology 2



微型直通端子
Mini feed-through terminal blocks

注：附件以及操作说明详见97页
Notes: For additional accessories and operating instruction, see page 97.

PCMB 2.5

cULus CE EAC RoHS REACH

尺寸 Dimension			
厚度/长度/高度(NS15) Width/Length/Height(NS15)	mm	5.2/28/33.7	
电气参数 Electrical Parameter		IEC IEC60947-7-1	UL UL1059
额定电压 Rated voltage	V	500	300
额定电流 Rated current	A	24	20
额定线径 Wire range	mm^2/AWG	0.2-2.5	28-12
螺丝/额定扭力 Screw/Rated torque	-/N.m(lb.in)(kgf.cm)	M3/0.5(4.43)(5.1)	
额定冲击电压/污染等级 Rated surge voltage/Degree of pollution	KV/-	6/3	
过压类别/绝缘材料组别 Overvoltage category/Insulation material group	-/-	III / I	

接线容量 Connection capacity		刚性 Solid	柔性 Stranded	冷压头 (不带/带塑料套管) Ferrule (with and without plastic sleeve)	
1根线 1 conductor	mm^2	0.2-2.5	0.2-2.5	0.2-2.5	0.2-1.5
两根带TWIN冷压头的柔性导线 2 conductors with same cross section, stranded, TWIN ferrules with plastic sleeve	mm^2	—	—	—	0.5-0.75
一般信息 General information					
绝缘材质/阻燃等级（符合UL94） Insulation material/Flammability rating(according to UL 94)		PA/V0			
工作温度 Operation temperature	℃（℉）	-40(-40)~105(221)			
剥线长度 Stripping length	mm	7-8			
颜色 Color		灰色（可根据客户需求定制） Gray (customization demand is available)			
一字螺丝刀规格（刀厚x刀宽） Slotted screwdriver size (Blade thickness x Width)	mm	0.6x3.5			
附件 Accessories					
固定式桥接件（10P） Fixed bridge (10P)		FBRI10-5			
插入式（2-10P） Insertion bridge (2-10P)		EB2-5 EB3-5 EB10-5			
端板 End cover		D-PCMB2.5			
隔片 Separating plate		TS-KK3			
分组隔板 Partition plate		/			
标记号 Marker		ZB5			
DIN轨道 DIN rail		NS15			
终端固定件 End stopper		E-WS&E-PC&E-MK			



描述 Description	品名 No.	备注 Remark
① 轨道条 DIN rail	NS15-0050-00A(H)	NS15轨道条 NS15 DIN rail
② 终端固定件 End stopper	E-PC-DIN15-01P-11-1000A(H)	用于NS15轨道产品固定 Fixing products on NS15 DIN rail
③ 端板 End cover	D-PCMB2.5-01P-11-00A(H)	用于PCMB4产品的端板 End cover is used for PCMB4
④ 轨道条 DIN rail	NS35/7.5-0150-00A(H)	NS35轨道条 NS35 DIN rail
⑤ 端子板标记 Terminal strip marker carrier	DLM2-01P-17-00A(H)	适用于E-PC，用于标记 Suitable for E-PC, use for marking
⑥ 终端固定件 End stopper	E-PC-01P-11-1000A(H)	用于NS35轨道产品固定 Fixing products on NS35 DIN rail
⑦ 端板 End cover	D-PC2.5-01P-11-00A(H)	用于PC4产品的端板 End cover is used for PC4
⑧ 固定式桥接件 Fixed bridge	FBI2-6-00A(H)	02P适用于PC4桥接件 02P bridge, use for PC4
⑨ 分组隔板 Partition plate	ATP-PC-01P-11-00A(H)	用于PC4系列产品分组隔板 End cover is used for PC4 series
⑩ 标记条 Marker	ZB6-10P-19-00A(H)	用于PC4系列侧边的标记条]Marker is used for the side of PC4 series
⑪ 端板 End cover	D-PC4-TW-01P-11-00A(H)	用于PC4-TW产品的端板 End cover is used for PC4-TW
⑫ 插入式桥接件 Insertion bridge	EB3-6-11-00A(H)	03P适用于PC4系列桥接件 03P bridge, use for PC4 series
⑬ 隔片 Separating plate	TS-K-01P-11-00A(H)	用于PC4、PCMB4隔片 The separating plate is used for PC4, PCMB4
⑭ 端板 End cover	D-PCDK2.5-01P-11-00A(H)	用于PCDK4产品的端板 End cover is used for PCDK4
⑮ 隔片 Separating plate	TS-KK3-01P-11-00A(H)	用于PCDK4、PCKK4隔片 The separating plate is used for PCDK4, PCKK4
⑯ 标记条 Marker	ZB8-10P-19-00A(H)	用于PC4-HE侧边的标记条 Marker is used for the side of PC4-HE
⑰ 端板 End cover	D-PCKK2.5-01P-11-00A(H)	用于PCKK4产品的端板 End cover is used for PCKK4
⑱ 插入式桥接件 Insertion bridge	EB2-6-11-00A(H)	02P适用于PC4系列桥接件 02P bridge, use for PC4 series
⑲ 补偿板 Compensation plate	DP-PCKK2.5-01P-11-00A(H)	用于PCKK4系列的补偿板 End cover is used for PCKK4 series
⑳ 终端固定件 End stopper	E-WS-01P-11-00A(H)	用于NS35轨道产品固定 Fixing products on NS35 DIN rail

电路图 Circuit diagram

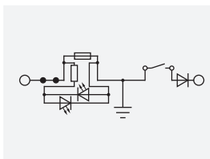

接线接点 Connection point for wiring	保险丝连接 Fuse connection	分断连接 Disconnecting
桥接连接点 Connection point for bridging	电阻连接 Resistance connection	电路连接点 Circuit connection point
LED灯连接 LED light connection	接地连接 Grounding connection	二极管连接 Diode connection

螺钉式连接技术2
Screw connection technology 2

直通式、多导线、多层和接地端子

Feed-through, multi-conductor, multi-level, and ground terminal blocks

注：附件以及操作说明详见105页

Notes: For additional accessories and operating instruction, see page 105.



	PC 4		PC 4-PE	
	cULus CE EAC RoHS REACH		cULus CE EAC RoHS REACH	
尺寸 Dimension				
厚度/长度/高度(NS35/7.5&NS35/15) Width/Length/Height(NS35/7.5&NS35/15) mm	6.2/42.5/47.25(54.75)		6.2/42.5/47.25(54.75)	
电气参数 Electrical Parameter	IEC IEC60947-7-1	UL UL1059	IEC IEC60947-7-2	UL UL1059
额定电压 Rated voltage V	800	600	/	/
额定电流 Rated current A	32	30	/	/
额定线径 Wire range mm^2/AWG	0.2-4	24-10	0.2-4	24-10
螺丝/额定扭力 Screw/Rated torque -/N.m(lb.in)(kgf.cm)	M3/0.5(4.43)(5.1)		M3/0.5(4.43)(5.1)	
额定冲击电压/污染等级 Rated surge voltage/Degree of pollution KV/-	8/3		8/3	
过压类别/绝缘材料组别 Overvoltage category/Insulation material group -/-	III / I		III / I	
接线容量 Connection capacity	刚性 Solid	柔性 Stranded	冷压头 (不带/带塑料套管) Ferrule (with and without plastic sleeve)	
1根线 1 conductor mm^2	0.2-4	0.2-4	0.2-4	0.2-2.5
两根带TWIN冷压头的柔性导线 2 conductors with same cross section, stranded, TWIN ferrules with plastic sleeve mm^2	—	—	—	0.5-1
一般信息 General information				
绝缘材质/阻燃等级（符合UL94） Insulation material/Flammability rating(according to UL 94)	PA/V0		PA/V0	
工作温度 Operation temperature ℃（℉）	-40(-40)~105(221)		-40(-40)~105(221)	
剥线长度 Stripping length mm	8-10		8-10	
颜色 Color	灰色（可根据客户需求定制） Gray（customization demand is available）		黄绿混色 Green-yellow	
一字螺丝刀规格（刀厚x刀宽） Slotted screwdriver size (Blade thickness x Width) mm	0.6x3.5		0.6x3.5	
附件 Accessories				
固定式桥接件（10P） Fixed bridge（10P）	FBI10-6		/	
插入式（2-10P） Insertion bridge（2-10P）	EB2-6 EB3-6 EB10-6		EB2-6 EB3-6 EB10-6	
端板 End cover	D-PC2.5		/	
隔片 Separating plate	TS-K		/	
分组隔板 Partition plate	ATP-PC		/	
标记号 Marker	ZB6		ZB6	
DIN轨道 DIN rail	NS35/7.5 & NS35/15（钢和铝合金材质可选） NS35/7.5 & NS35/15（Steel and Aluminium alloy are optional）		NS35/7.5 & NS35/15（钢和铝合金材质可选） NS35/7.5 & NS35/15（Steel and Aluminium alloy are optional）	
终端固定件 End stopper	E-WS&E-PC&E-MK		E-WS&E-PC&E-MK	

螺钉式连接技术2
Screw connection technology 2

直通式、多导线、多层和接地端子

Feed-through, multi-conductor, multi-level, and ground terminal blocks

注：附件以及操作说明详见105页

Notes: For additional accessories and operating instruction, see page 105.



	PC 4-TW	PC 4-TW-PE
	cULus CE EAC RoHS REACH	CE EAC RoHS REACH
尺寸 Dimension		
厚度/长度/高度(NS35/7.5&NS35/15) Width/Length/Height(NS35/7.5&NS35/15) mm	6.2/50.5/47.25(54.75)	6.2/50.5/47.25(54.75)
电气参数 Electrical Parameter	IEC IEC60947-7-1 / UL UL1059	IEC IEC60947-7-2 / UL UL1059
额定电压 Rated voltage V	500 / 300	/ /
额定电流 Rated current A	32 / 20	/ /
额定线径 Wire range mm^2/AWG	0.2-4 / 30-10	0.2-4 / 30-10
螺丝/额定扭力 Screw/Rated torque -/N.m(lb.in)(kgf.cm)	M3/0.5(4.43)(5.1)	M3/0.5(4.43)(5.1)
额定冲击电压/污染等级 Rated surge voltage/Degree of pollution KV/-	6/3	6/3
过压类别/绝缘材料组别 Overvoltage category/Insulation material group -/-	III / I	III / I
接线容量 Connection capacity	刚性 Solid / 柔性 Stranded / 冷压头 (不带/带塑料套管) Ferrule (with and without plastic sleeve)	刚性 Solid / 柔性 Stranded / 冷压头 (不带/带塑料套管) Ferrule (with and without plastic sleeve)
1根线 1 conductor mm^2	0.2-4 / 0.2-4 / 0.2-4 / 0.2-2.5	0.2-4 / 0.2-4 / 0.2-4 / 0.2-2.5
两根带TWIN冷压头的柔性导线 2 conductors with same cross section, stranded, TWIN ferrules with plastic sleeve mm^2	— / — / — / 0.5-1	— / — / — / 0.5-1
一般信息 General information		
绝缘材质/阻燃等级（符合UL94） Insulation material/Flammability rating(according to UL 94)	PA/V0	PA/V0
工作温度 Operation temperature ℃（℉）	-40(-40)~105(221)	-40(-40)~105(221)
剥线长度 Stripping length mm	8-10	8-10
颜色 Color	灰色（可根据客户需求定制） Gray (customization demand is available)	黄绿混色 Green-yellow
一字螺丝刀规格（刀厚x刀宽） Slotted screwdriver size (Blade thickness x Width) mm	0.6x3.5	0.6x3.5
附件 Accessories		
固定式桥接件（10P） Fixed bridge (10P)	FBI10-6	/
插入式（2-10P） Insertion bridge (2-10P)	EB2-6 EB3-6 EB10-6	EB2-6 EB3-6 EB10-6
端板 End cover	D-PC4-TW	/
隔片 Separating plate	TS-K	/
分组隔板 Partition plate	/	/
标记号 Marker	ZB6	ZB6
DIN轨道 DIN rail	NS35/7.5 & NS35/15（钢和铝合金材质可选） NS35/7.5 & NS35/15 (Steel and Aluminium alloy are optional)	NS35/7.5 & NS35/15（钢和铝合金材质可选） NS35/7.5 & NS35/15 (Steel and Aluminium alloy are optional)
终端固定件 End stopper	E-WS&E-PC&E-MK	E-WS&E-PC&E-MK

螺钉式连接技术2
Screw connection technology 2

直通式、多导线、多层和接地端子

Feed-through, multi-conductor, multi-level, and ground terminal blocks

注：附件以及操作说明详见105页

Notes: For additional accessories and operating instruction, see page 105.





	PCDK 4	PCDK 4-PE
	cULus EAC CE EAC RoHS REACH	CE EAC RoHS REACH
尺寸 Dimension		
厚度/长度/高度(NS35/7.5&NS35/15) Width/Length/Height(NS35/7.5&NS35/15) mm	6.2/63.5/47.25(54.75)	6.2/63.5/47.25(54.75)
电气参数 Electrical Parameter	IEC IEC60947-7-1 / UL UL1059	IEC IEC60947-7-2 / UL UL1059
额定电压 Rated voltage V	630 / 300	/ /
额定电流 Rated current A	32 / 30	/ /
额定线径 Wire range mm^2/AWG	0.2-4 / 24-10	0.2-4 / 24-10
螺丝/额定扭力 Screw/Rated torque -/N.m(lb.in)(kgf.cm)	M3/0.5(4.43)(5.1)	M3/0.5(4.43)(5.1)
额定冲击电压/污染等级 Rated surge voltage/Degree of pollution KV/-	6/3	6/3
过压类别/绝缘材料组别 Overvoltage category/Insulation material group -/-	III / I	III / I
接线容量 Connection capacity	刚性 Solid / 柔性 Stranded / 冷压头 (不带/带塑料套管) Ferrule (with and without plastic sleeve)	刚性 Solid / 柔性 Stranded / 冷压头 (不带/带塑料套管) Ferrule (with and without plastic sleeve)
1根线 1 conductor mm^2	0.2-4 / 0.2-4 / 0.2-4 / 0.2-2.5	0.2-4 / 0.2-4 / 0.2-4 / 0.2-2.5
两根带TWIN冷压头的柔性导线 2 conductors with same cross section, stranded, TWIN ferrules with plastic sleeve mm^2	— / — / — / 0.5-1	— / — / — / 0.5-1
一般信息 General information		
绝缘材质/阻燃等级（符合UL94） Insulation material/Flammability rating(according to UL 94)	PA/V0	PA/V0
工作温度 Operation temperature ℃（℉）	-40(-40)~105(221)	-40(-40)~105(221)
剥线长度 Stripping length mm	7-8	7-8
颜色 Color	灰色（可根据客户需求定制） Gray (customization demand is available)	黄绿混色 Green-yellow
一字螺丝刀规格（刀厚x刀宽） Slotted screwdriver size (Blade thickness x Width) mm	0.6x3.5	0.6x3.5
附件 Accessories		
固定式桥接件（10P） Fixed bridge (10P)	FBI10-6	/
插入式（2-10P） Insertion bridge (2-10P)	EB2-6 EB3-6 EB10-6	EB2-6 EB3-6 EB10-6
端板 End cover	D-PCDK2.5	/
隔片 Separating plate	TS-KK3	/
分组隔板 Partition plate	/	/
标记号 Marker	ZB6	ZB6
DIN轨道 DIN rail	NS35/7.5 & NS35/15（钢和铝合金材质可选） NS35/7.5 & NS35/15 (Steel and Aluminium alloy are optional)	NS35/7.5 & NS35/15（钢和铝合金材质可选） NS35/7.5 & NS35/15 (Steel and Aluminium alloy are optional)
终端固定件 End stopper	E-WS&E-PC&E-MK	E-WS&E-PC&E-MK

螺钉式连接技术2
Screw connection technology 2

直通式、多导线、多层和接地端子
Feed-through, multi-conductor, multi-level, and ground terminal blocks

注：附件以及操作说明详见105页
Notes: For additional accessories and operating instruction, see page 105.



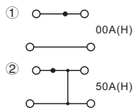

PCKK 4

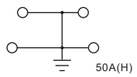

PCKK 4-PE

尺寸 Dimension						
厚度/长度/高度(NS35/7.5&NS35/15) Width/Length/Height(NS35/7.5&NS35/15)	mm	6.2/56/61.95(69.45)			6.2/56/61.95(69.45)	
电气参数 Electrical Parameter		IEC IEC60947-7-1	UL UL1059		IEC IEC60947-7-2	UL UL1059
额定电压 Rated voltage	V	500	300		/	/
额定电流 Rated current	A	32	20		/	/
额定线径 Wire range	mm^2/AWG	0.2-4	30-12		0.2-4	24-10
螺丝/额定扭力 Screw/Rated torque	-/N.m(lb.in)(kgf.cm)	M3/0.5(4.43)(5.1)			M3/0.5(4.43)(5.1)	
额定冲击电压/污染等级 Rated surge voltage/Degree of pollution	KV/-	6/3			6/3	
过压类别/绝缘材料组别 Overvoltage category/Insulation material group	-/-	III / I			III / I	
接线容量 Connection capacity		刚性 Solid	柔性 Stranded	冷压头 (不带/带塑料套管) Ferrule (with and without plastic sleeve)	刚性 Solid	柔性 Stranded	冷压头 (不带/带塑料套管) Ferrule (with and without plastic sleeve)
1根线 1 conductor	mm^2	0.2-4	0.2-4	0.2-4 0.2-2.5	0.2-4	0.2-4	0.2-4 0.2-2.5
两根带TWIN冷压头的柔性导线 2 conductors with same cross section, stranded, TWIN ferrules with plastic sleeve	mm^2	—	—	— 0.5-1	—	—	— 0.5-1
一般信息 General information							
绝缘材质/阻燃等级（符合UL94） Insulation material/Flammability rating(according to UL 94)		PA/V0			PA/V0		
工作温度 Operation temperature	℃（℉）	-40(-40)~105(221)			-40(-40)~105(221)		
剥线长度 Stripping length	mm	7-8			7-8		
颜色 Color		灰色（可根据客户需求定制） Gray (customization demand is available)			黄绿混色 Green-yellow		
一字螺丝刀规格（刀厚x刀宽） Slotted screwdriver size (Blade thickness x Width)	mm	0.6x3.5			0.6x3.5		
附件 Accessories							
固定式桥接件（10P） Fixed bridge（10P）		FBI10-6			/		
插入式（2-10P） Insertion bridge（2-10P）		EB2-6 EB3-6 EB10-6			EB2-6 EB3-6 EB10-6		
端板 End cover		D-PCKK2.5			/		
隔片 Separating plate		TS-KK3			/		
分组隔板 Partition plate		/			/		
补偿板 Compensation plate		DP-PCKK2.5			DP-PCKK2.5		
标记号 Marker		ZB6			ZB6		
DIN轨道 DIN rail		NS35/7.5 & NS35/15（钢和铝合金材质可选） NS35/7.5 & NS35/15 (Steel and Aluminium alloy are optional)			NS35/7.5 & NS35/15（钢和铝合金材质可选） NS35/7.5 & NS35/15 (Steel and Aluminium alloy are optional)		
终端固定件 End stopper		E-WS&E-PC&E-MK			E-WS&E-PC&E-MK		

螺钉式连接技术2
Screw connection technology 2

刀闸分断端子
Knife disconnect terminal blocks

注：附件以及操作说明详见105页
Notes: For additional accessories and operating instruction, see page 105.

PCMT 4

尺寸 Dimension			
厚度/长度/高度(NS35/7.5&NS35/15) Width/Length/Height(NS35/7.5&NS35/15)	mm	5.2/46/48.18(55.68)	
电气参数 Electrical Parameter		IEC IEC60947-7-1	UL UL1059
额定电压 Rated voltage	V	800	600
额定电流 Rated current	A	16	16
额定线径 Wire range	mm^2/AWG	0.2-4	24-12
螺丝/额定扭力 Screw/Rated torque	-/N.m(lb.in)(kgf.cm)	M3/0.5(4.43)(5.1)	
额定冲击电压/污染等级 Rated surge voltage/Degree of pollution	KV/-	6/3	
过压类别/绝缘材料组别 Overvoltage category/Insulation material group	-/-	III / I	
接线容量 Connection capacity		刚性 Solid	柔性 Stranded	冷压头 (不带/带塑料套管) Ferrule (with and without plastic sleeve)
1根线 1 conductor	mm^2	0.2-4	0.2-4	0.2-4 0.2-2.5
两根带TWIN冷压头的柔性导线 2 conductors with same cross section, stranded, TWIN ferrules with plastic sleeve	mm^2	—	—	— 0.5-1
一般信息 General information				
绝缘材质/阻燃等级（符合UL94） Insulation material/Flammability rating(according to UL 94)		PA/V0		
工作温度 Operation temperature	℃（℉）	-40(-40)~105(221)		
剥线长度 Stripping length	mm	7-8		
颜色 Color		灰色（可根据客户需求定制） Gray (customization demand is available)		
一字螺丝刀规格（刀厚x刀宽） Slotted screwdriver size (Blade thickness x Width)	mm	0.6x3.5		
附件 Accessories				
固定式桥接件（10P） Fixed bridge（10P）		/		
插入式（2-40P） Insertion bridge（2-40P）		EB2-6 EB3-6 & EBA40-6 EB10-6		
端板 End cover		/		
隔片 Separating plate		/		
分组隔板 Partition plate		/		
标记号 Marker		ZB6		
DIN轨道 DIN rail		NS35/7.5 & NS35/15（钢和铝合金材质可选） NS35/7.5 & NS35/15 (Steel and Aluminium alloy are optional)		
终端固定件 End stopper		E-WS&E-PC&E-MK		

螺钉式连接技术2
Screw connection technology 2



微型直通端子
Mini feed-through terminal blocks

注：附件以及操作说明详见105页
Notes: For additional accessories and operating instruction, see page 105.

PCMB 4

cULus CE EAC RoHS REACH

尺寸 Dimension			
厚度/长度/高度(NS15) Width/Length/Height(NS15)	mm	6.2/28/33.7	
电气参数 Electrical Parameter		IEC IEC60947-7-1	UL UL1059
额定电压 Rated voltage	V	500	300
额定电流 Rated current	A	32	30
额定线径 Wire range	mm^2/AWG	0.2-4	26-10
螺丝/额定扭力 Screw/Rated torque	-/N.m(lb.in)(kgf.cm)	M3/0.5(4.43)(5.1)	
额定冲击电压/污染等级 Rated surge voltage/Degree of pollution	KV/-	6/3	
过压类别/绝缘材料组别 Overvoltage category/Insulation material group	-/-	III / I	

接线容量 Connection capacity		刚性 Solid	柔性 Stranded	冷压头 (不带/带塑料套管) Ferrule (with and without plastic sleeve)	
1根线 1 conductor	mm^2	0.2-4	0.2-4	0.2-4	0.2-2.5
两根带TWIN冷压头的柔性导线 2 conductors with same cross section, stranded, TWIN ferrules with plastic sleeve	mm^2	—	—	—	0.5-1

一般信息 General information		
绝缘材质/阻燃等级（符合UL94） Insulation material/Flammability rating(according to UL 94)		PA/V0
工作温度 Operation temperature	℃（℉）	-40(-40)~105(221)
剥线长度 Stripping length	mm	7-8
颜色 Color		灰色（可根据客户需求定制） Gray (customization demand is available)
一字螺丝刀规格（刀厚x刀宽） Slotted screwdriver size (Blade thickness x Width)	mm	0.6x3.5

附件 Accessories	
固定式桥接件（10P） Fixed bridge (10P)	FBI10-6
插入式（2-10P） Insertion bridge (2-10P)	EB2-6 EB3-6 EB10-6
端板 End cover	D-PCMB2.5
隔片 Separating plate	TS-KK3
分组隔板 Partition plate	/
标记号 Marker	ZB6
DIN轨道 DIN rail	NS15
终端固定件 End stopper	E-WS&E-PC&E-MK

螺钉式连接技术2
Screw connection technology 2

保险丝端子(5X20、5X25、6.3X32)
Fuse terminal blocks
(5X20、5X25、6.3X32)

注：附件以及操作说明详见105页
Notes: For additional accessories and operating instruction, see page 105.

PC 4-HE

cULus CE EAC RoHS REACH

尺寸 Dimension			
厚度/长度/高度(NS35/7.5&NS35/15) Width/Length/Height(NS35/7.5&NS35/15)	mm	8.2/72.5/57.37(64.87)	
电气参数 Electrical Parameter		IEC IEC60947-7-3	UL UL1059
额定电压 Rated voltage	V	800	600
额定电流 Rated current	A	6.3	6.3
额定线径 Wire range	mm^2/AWG	0.2-4	24-12
螺丝/额定扭力 Screw/Rated torque	-/N.m(lb.in)(kgf.cm)	M3/0.5(4.43)(5.1)	
额定冲击电压/污染等级 Rated surge voltage/Degree of pollution	KV/-	6/3	
过压类别/绝缘材料组别 Overvoltage category/Insulation material group	-/-	III / I	

接线容量 Connection capacity		刚性 Solid	柔性 Stranded	冷压头 (不带/带塑料套管) Ferrule (with and without plastic sleeve)	
1根线 1 conductor	mm^2	0.2-4	0.2-4	0.2-4	0.2-2.5
两根带TWIN冷压头的柔性导线 2 conductors with same cross section, stranded, TWIN ferrules with plastic sleeve	mm^2	—	—	—	0.5-1

一般信息 General information		
绝缘材质/阻燃等级（符合UL94） Insulation material/Flammability rating(according to UL 94)		PA/V0
工作温度 Operation temperature	℃（℉）	-40(-40)~105(221)
剥线长度 Stripping length	mm	8-9
颜色 Color		黑色（可根据客户需求定制） Black (customization demand is available)
一字螺丝刀规格（刀厚x刀宽） Slotted screwdriver size (Blade thickness x Width)	mm	0.6x3.5

附件 Accessories	
固定式桥接件（10P） Fixed bridge (10P)	/
插入式（2-10P） Insertion bridge (2-10P)	/
端板 End cover	/
隔片 Separating plate	/
分组隔板 Partition plate	/
标记号 Marker	ZB8
DIN轨道 DIN rail	NS35/7.5 & NS35/15（钢和铝合金材质可选） NS35/7.5 & NS35/15 (Steel and Aluminium alloy are optional)
终端固定件 End stopper	E-WS&E-PC&E-MK

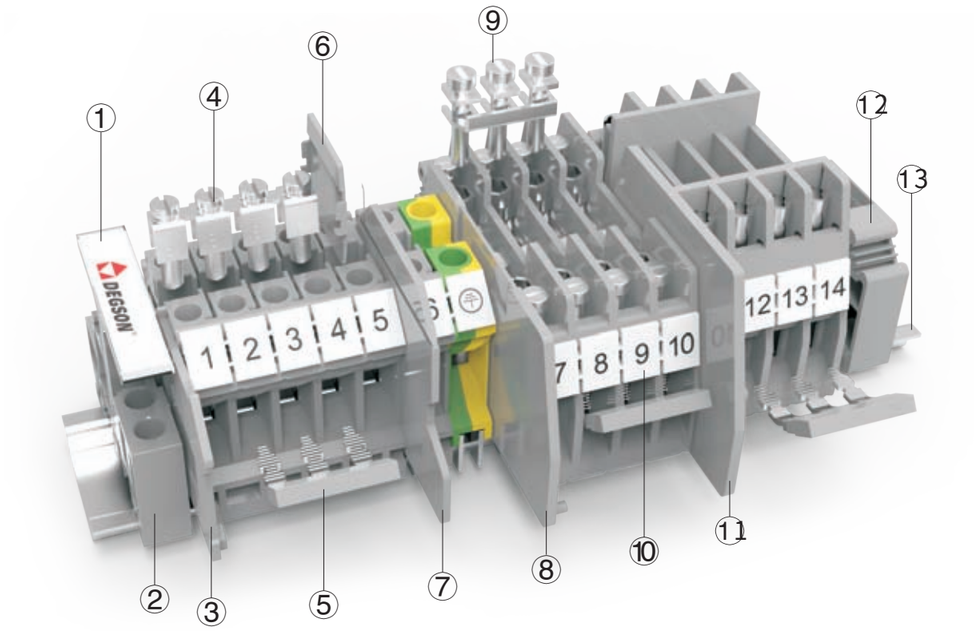

描述 Description	品名 No.	备注 Remark
① 端子板标记 Terminal strip marker carrier	DLM2-01P-17-00A(H)	适用于E-PC，用于标记 Suitable for E-PC, use for marking
② 终端固定件 End stopper	E-PC-01P-11-1000A(H)	用于NS35轨道产品固定 Fixing products on NS35 DIN rail
③ 端板 End cover	D-PC2.5-01P-11-00A(H)	用于PC6产品的端板 End cover is used for PC6
④ 固定式桥接件 Fixed bridge	FBI4-8-00A(H)	04P适用于PC6桥接件 04P bridge, use for Pc6
⑤ 插入式桥接件 Insertion bridge	EB3-8-11-00A(H)	03P适用于PC6桥接件 03P bridge, use for Pc6
⑥ 分组隔板 Partition plate	ATP-PC-01P-11-00A(H)	用于PC6系列产品分组隔板 End cover is used for PC6 series
⑦ 隔片 Separating plate	TS-K-01P-11-00A(H)	用于PC6隔片 The separating plate is used for PC6
⑧ 端板 End cover	D-PCTK6-01P-11-00A(H)	用于PCTK6产品的端板 End cover is used for PCTK6
⑨ 固定式桥接件 Fixed bridge	FB3-RTK/S-00A(H)	03P适用于PCTK6桥接件 03P bridge, use for PCTK6
⑩ 标记条 Marker	ZB8-10P-19-00A(H)	用于PC6系列侧边的标记条 Marker is used for the side of PC6 series
⑪ 端板 End cover	D-PCTK6-BEN-01P-11-00A(H)	用于PCTK6-BEN产品的端板 End cover is used for PCTK6-BEN
⑫ 终端固定件 End stopper	E-WS-01P-11-00A(H)	用于NS35轨道产品固定 Fixing products on NS35 DIN rail
⑬ 轨道条 DIN rail	NS35/7.5-0150-00A(H)	NS35轨道条 NS35 DIN rail

电路图 Circuit diagram

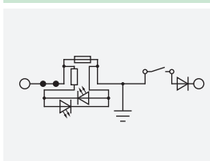

接线接点 Connection point for wiring	保险丝连接 Fuse connection	分断连接 Disconnecting
桥接连接点 Connection point for bridging	电阻连接 Resistance connection	电路连接点 Circuit connection point
LED灯连接 LED light connection	接地连接 Grounding connection	二极管连接 Diode connection

螺钉式连接技术2
Screw connection technology 2

直通式和接地端子
Feed-through and ground terminal blocks

注：附件以及操作说明详见113页
Notes: For additional accessories and operating instruction, see page 113.



	PC 6		PC 6-PE	
	cULus CE EAC RoHS REACH		cULus CE EAC RoHS REACH	
尺寸 Dimension				
厚度/长度/高度(NS35/7.5&NS35/15) Width/Length/Height(NS35/7.5&NS35/15) mm	8.2/42.5/47.25(54.75)		8.2/42.5/47.25(54.75)	
电气参数 Electrical Parameter	IEC IEC60947-7-1	UL UL1059	IEC IEC60947-7-2	UL UL1059
额定电压 Rated voltage V	800	600	/	/
额定电流 Rated current A	41	30	/	/
额定线径 Wire range mm^2/AWG	0.2-6	24-8	0.2-6	24-8
螺丝/额定扭力 Screw/Rated torque -/N.m(lb.in)(kgf.cm)	M4/1.2(10.5)(12.24)		M4/1.2(10.5)(12.24)	
额定冲击电压/污染等级 Rated surge voltage/Degree of pollution KV/-	8/3		8/3	
过压类别/绝缘材料组别 Overvoltage category/Insulation material group -/-	III / I		III / I	
接线容量 Connection capacity	刚性 Solid	柔性 Stranded	冷压头 (不带/带塑料套管) Ferrule (with and without plastic sleeve)	
1根线 1 conductor mm^2	0.2-6	0.2-6	0.2-6	0.2-6
两根带TWIN冷压头的柔性导线 2 conductors with same cross section, stranded, TWIN ferrules with plastic sleeve mm^2	—	—	—	0.5-2.5
一般信息 General information				
绝缘材质/阻燃等级（符合UL94） Insulation material/Flammability rating(according to UL 94)	PA/V0		PA/V0	
工作温度 Operation temperature ℃（℉）	-40(-40)~105(221)		-40(-40)~105(221)	
剥线长度 Stripping length mm	10-12		8-9	
颜色 Color	灰色（可根据客户需求定制） Gray (customization demand is available)		黄绿混色 Green-yellow	
一字螺丝刀规格（刀厚x刀宽） Slotted screwdriver size (Blade thickness x Width) mm	1x4		1x4	
附件 Accessories				
固定式桥接件（10P） Fixed bridge（10P）	FBI10-8		/	
插入式（2-10P） Insertion bridge（2-10P）	EB2-8 EB3-8 EB10-8		EB2-8 EB3-8 EB10-8	
端板 End cover	D-PC2.5		/	
隔片 Separating plate	TS-K		/	
分组隔板 Partition plate	ATP-PC		/	
标记号 Marker	ZB8		ZB8	
DIN轨道 DIN rail	NS35/7.5 & NS35/15（钢和铝合金材质可选） NS35/7.5 & NS35/15 (Steel and Aluminium alloy are optional)		NS35/7.5 & NS35/15（钢和铝合金材质可选） NS35/7.5 & NS35/15 (Steel and Aluminium alloy are optional)	
终端固定件 End stopper	E-WS&E-PC&E-MK		E-WS&E-PC&E-MK	

螺钉式连接技术2
Screw connection technology 2

测试分断端子
Test disconnect terminal blocks



注：附件以及操作说明详见113页
Notes: For additional accessories and operating instruction, see page 113.

	PCTK 6		PCTK 6-BEN	
	cULus CE EAC RoHS REACH		CE EAC RoHS REACH	
尺寸 Dimension				
厚度/长度/高度(NS35/7.5&NS35/15) Width/Length/Height(NS35/7.5&NS35/15) mm	8.2/72/51.75(59.25)		8.2/61/58.85(67.35)	
电气参数 Electrical Parameter	IEC IEC60947-7-1	UL UL1059	IEC IEC60947-7-1	UL UL1059
额定电压 Rated voltage V	400	300	500	300
额定电流 Rated current A	41	40	41	40
额定线径 Wire range mm^2/AWG	0.5-6	26-10	0.5-6	26-10
螺丝/额定扭力 Screw/Rated torque -/N.m(lb.in)(kgf.cm)	M4/1.2(10.53)(12.24)		M4/1.2(10.53)(12.24)	
额定冲击电压/污染等级 Rated surge voltage/Degree of pollution KV/-	6/3		6/3	
过压类别/绝缘材料组别 Overvoltage category/Insulation material group -/-	III / I		III / I	

接线容量 Connection capacity	刚性 Solid	柔性 Stranded	冷压头 (不带/带塑料套管) Ferrule (with and without plastic sleeve)		刚性 Solid	柔性 Stranded	冷压头 (不带/带塑料套管) Ferrule (with and without plastic sleeve)	
1根线 1 conductor mm^2	0.5-6	0.5-6	0.5-6	0.5-6	0.5-6	0.5-6	0.5-6	0.5-6
两根带TWIN冷压头的柔性导线 2 conductors with same cross section, stranded, TWIN ferrules with plastic sleeve mm^2	—	—	—	0.5-2.5	—	—	—	0.5-2.5
一般信息 General information								
绝缘材质/阻燃等级（符合UL94） Insulation material/Flammability rating(according to UL 94)	PA/V0				PA/V0			
工作温度 Operation temperature ℃（℉）	-40(-40)~105(221)				-40(-40)~105(221)			
剥线长度 Stripping length mm	13-14				12-13			
颜色 Color	灰色（可根据客户需求定制） Gray（customization demand is available）				灰色（可根据客户需求定制） Gray（customization demand is available）			
一字螺丝刀规格（刀厚x刀宽） Slotted screwdriver size (Blade thickness x Width) mm	1x4				1x4			
附件 Accessories								
固定式桥接件（10P） Fixed bridge（10P）	FB10-RTK/S & SB02-RTK/S SB04-RTK/S				/			
插入式（2-10P） Insertion bridge（2-10P）	/				/			
端板 End cover	D-PCTK6				D-PCTK6-BEN			
隔片 Separating plate	/				/			
分组隔板 Partition plate	/				/			
标记号 Marker	ZB8				ZB8			
DIN轨道 DIN rail	NS35/7.5 & NS35/15（钢和铝合金材质可选） NS35/7.5 & NS35/15（Steel and Aluminium alloy are optional）				NS35/7.5 & NS35/15（钢和铝合金材质可选） NS35/7.5 & NS35/15（Steel and Aluminium alloy are optional）			
终端固定件 End stopper	E-WS&E-PC&E-MK				E-WS&E-PC&E-MK			



描述 Description	品名 No.	备注 Remark
① 端子板标记 Terminal strip marker carrier	DLM2-01P-17-00A(H)	适用于E-PC，用于标记 Suitable for E-PC, use for marking
② 终端固定件 End stopper	E-PC-01P-11-1000A(H)	用于NS35轨道产品固定 Fixing products on NS35 DIN rail
③ 端板 End cover	D-PC2.5-01P-11-00A(H)	用于PC10产品的端板 End cover is used for PC10
④ 固定式桥接件 Fixed bridge	FBI3-10-00A(H)	03P适用于PC10桥接件 03P bridge, use for PC10
⑤ 插入式桥接件 Insertion bridge	EB3-10-11-00A(H)	03P适用于PC10桥接件 03P bridge, use for PC10
⑥ 分组隔板 Partition plate	ATP-PC-01P-11-00A(H)	用于PC10产品分组隔板 End cover is used for PC10
⑦ 标记条 Marker	ZB10-10P-19-00A(H)	用于PC10系列侧边的标记条 Marker is used for the side of Pc10 series
⑧ 端板 End cover	D-PC10-01P-11-105A(H)	用于PC10-105A(H)产品的端板 End cover is used for PC10-105A(H)
⑨ 固定式桥接件 Fixed bridge	FBI2-10-00A(H)	02P适用于PC10-105A(H)桥接件 02P bridge, use for PC10-105A(H)
⑩ 插入式桥接件 Insertion bridge	EB2-10-11-00A(H)	02P适用于PC10桥接件 02P bridge, use for PC10-105A(H)
⑪ 隔片 Separating plate	TS-K-01P-11-00A(H)	用于PC10系列 隔片 The separating plate is used for PC10 series
⑫ 插入式桥接件 Insertion bridge	EB2-12-11-00A(H)	02P适用于PC10-DR桥接件 02P bridge, use for PC10-DR
⑬ 终端固定件 End stopper	E-WS-01P-11-00A(H)	用于NS35轨道产品固定 Fixing products on NS35 DIN rail
⑭ 轨道条 DIN rail	NS35/7.5-0150-00A(H)	NS35轨道条 NS35 DIN rail

电路图 Circuit diagram

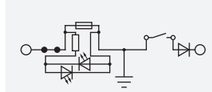

接线接点 Connection point for wiring	保险丝连接 Fuse connection	分断连接 Disconnecting
桥接连接点 Connection point for bridging	电阻连接 Resistance connection	电路连接点 Circuit connection point
LED灯连接 LED light connection	接地连接 Grounding connection	二极管连接 Diode connection

螺钉式连接技术2
Screw connection technology 2

直通式和接地端子
Feed-through and ground terminal blocks



注：附件以及操作说明详见116页
Notes: For additional accessories and operating instruction, see page 116.

	PC 10		PC 10-PE	
	cULus CE EAC RoHS REACH		cULus CE EAC RoHS REACH	
尺寸 Dimension				
厚度/长度/高度(NS35/7.5&NS35/15) Width/Length/Height(NS35/7.5&NS35/15) mm	10.2/42.5/47.25(54.75)		10.2/42.5/47.25(54.75)	
电气参数 Electrical Parameter	IEC IEC60947-7-1	UL UL1059	IEC IEC60947-7-2	UL UL1059
额定电压 Rated voltage V	800	600	/	/
额定电流 Rated current A	57	30	/	/
额定线径 Wire range mm^2/AWG	0.2-10	20-6	0.2-10	20-6
螺丝/额定扭力 Screw/Rated torque -/N.m(lb.in)(kgf.cm)	M4/1.2(10.5)(12.24)		M4/1.2(10.5)(12.24)	
额定冲击电压/污染等级 Rated surge voltage/Degree of pollution KV/-	8/3		8/3	
过压类别/绝缘材料组别 Overvoltage category/Insulation material group -/-	III / I		III / I	
接线容量 Connection capacity	刚性 Solid / 柔性 Stranded	冷压头 (不带/带塑料套管) Ferrule (with and without plastic sleeve)	刚性 Solid / 柔性 Stranded	冷压头 (不带/带塑料套管) Ferrule (with and without plastic sleeve)
1根线 1 conductor mm^2	0.2-10 / 0.2-10	0.2-10 / 0.2-10	0.2-10 / 0.2-10	0.2-10 / 0.2-10
两根带TWIN冷压头的柔性导线 2 conductors with same cross section, stranded, TWIN ferrules with plastic sleeve mm^2	— / —	— / 0.5-4	— / —	— / 0.5-4
一般信息 General information				
绝缘材质/阻燃等级（符合UL94） Insulation material/Flammability rating(according to UL 94)	PA/V0		PA/V0	
工作温度 Operation temperature ℃（℉）	-40(-40)~105(221)		-40(-40)~105(221)	
剥线长度 Stripping length mm	10-12		9-10	
颜色 Color	灰色（可根据客户需求定制） Gray (customization demand is available)		黄绿混色 Green-yellow	
一字螺丝刀规格（刀厚x刀宽） Slotted screwdriver size (Blade thickness x Width) mm	1x4		1x4	
附件 Accessories				
固定式桥接件（10P） Fixed bridge (10P)	FBI10-10		/	
插入式（2-10P） Insertion bridge (2-10P)	EB2-10 EB3-10 EB10-10		EB2-10 EB3-10 EB10-10	
端板 End cover	D-PC2.5		/	
隔片 Separating plate	TS-K		/	
分组隔板 Partition plate	ATP-PC		/	
标记号 Marker	ZB10		ZB10	
DIN轨道 DIN rail	NS35/7.5 & NS35/15（钢和铝合金材质可选） NS35/7.5 & NS35/15 (Steel and Aluminium alloy are optional)		NS35/7.5 & NS35/15（钢和铝合金材质可选） NS35/7.5 & NS35/15 (Steel and Aluminium alloy are optional)	
终端固定件 End stopper	E-WS&E-PC&E-MK		E-WS&E-PC&E-MK	

螺钉式连接技术2
Screw connection technology 2

直通式和接地端子
Feed-through and ground terminal blocks



注：附件以及操作说明详见116页
Notes: For additional accessories and operating instruction, see page 116.

	PC 10-105A(H)	
	CE EAC RoHS REACH	
尺寸 Dimension		
厚度/长度/高度(NS35/7.5&NS35/15) Width/Length/Height(NS35/7.5&NS35/15) mm	10.2/48/48.5(56)	
电气参数 Electrical Parameter	IEC IEC60947-7-1	UL UL1059
额定电压 Rated voltage V	1000	600
额定电流 Rated current A	57	65
额定线径 Wire range mm^2/AWG	0.5-10	20-6
螺丝/额定扭力 Screw/Rated torque -/N.m(lb.in)(kgf.cm)	M4/1.2(10.5)(12.24)	
额定冲击电压/污染等级 Rated surge voltage/Degree of pollution KV/-	8/3	
过压类别/绝缘材料组别 Overvoltage category/Insulation material group -/-	III / I	
接线容量 Connection capacity	刚性 Solid / 柔性 Stranded	冷压头 (不带/带塑料套管) Ferrule (with and without plastic sleeve)
1根线 1 conductor mm^2	0.5-10 / 0.5-10	0.5-10 / 0.5-10
两根带TWIN冷压头的柔性导线 2 conductors with same cross section, stranded, TWIN ferrules with plastic sleeve mm^2	— / —	— / 0.5-4
一般信息 General information		
绝缘材质/阻燃等级（符合UL94） Insulation material/Flammability rating(according to UL 94)	PA/V0	
工作温度 Operation temperature ℃（℉）	-40(-40)~105(221)	
剥线长度 Stripping length mm	9-10	
颜色 Color	灰色（可根据客户需求定制） Gray (customization demand is available)	
一字螺丝刀规格（刀厚x刀宽） Slotted screwdriver size (Blade thickness x Width) mm	1x4	
附件 Accessories		
固定式桥接件（10P） Fixed bridge (10P)	FBI10-10	
插入式（2-10P） Insertion bridge (2-10P)	EB2-10 EB3-10 EB10-10	
端板 End cover	D-PC10-105A(H)	
隔片 Separating plate	TS-K	
分组隔板 Partition plate	/	
标记号 Marker	ZB10	
DIN轨道 DIN rail	NS35/7.5 & NS35/15（钢和铝合金材质可选） NS35/7.5 & NS35/15 (Steel and Aluminium alloy are optional)	
终端固定件 End stopper	E-WS&E-PC&E-MK	

螺钉式连接技术2
Screw connection technology 2

保险丝端子(5X20)
Fuse terminal blocks(5X20)

注：附件以及操作说明详见116页
Notes: For additional accessories and operating instruction, see page 116.

PC 10-DR

cULus CE EAC RoHS REACH

尺寸 Dimension			
厚度/长度/高度(NS35/7.5&NS35/15) Width/Length/Height(NS35/7.5&NS35/15)	mm	12/62/57.25(64.75)	
电气参数 Electrical Parameter		IEC IEC60947-7-3	UL UL1059
额定电压 Rated voltage	V	800	600
额定电流 Rated current	A	10	10
额定线径 Wire range	mm^2/AWG	0.5-10	20-6
螺丝/额定扭力 Screw/Rated torque	-/N.m(lb.in)(kgf.cm)	M4/1.2(10.5)(12.24)	
额定冲击电压/污染等级 Rated surge voltage/Degree of pollution	KV/-	4/3	
过压类别/绝缘材料组别 Overvoltage category/Insulation material group	-/-	III / I	

接线容量 Connection capacity		刚性 Solid	柔性 Stranded	冷压头 (不带/带塑料套管) Ferrule (with and without plastic sleeve)	
1根线 1 conductor	mm^2	0.5-10	0.5-10	0.5-10	0.5-10
两根带TWIN冷压头的柔性导线 2 conductors with same cross section, stranded, TWIN ferrules with plastic sleeve	mm^2	—	—	—	0.5-4
一般信息 General information					
绝缘材质/阻燃等级（符合UL94） Insulation material/Flammability rating(according to UL 94)		PA/V0			
工作温度 Operation temperature	℃（℉）	-40(-40)~105(221)			
剥线长度 Stripping length	mm	10-11			
颜色 Color		黑色（可根据客户需求定制） Black (customization demand is available)			
一字螺丝刀规格（刀厚x刀宽） Slotted screwdriver size (Blade thickness x Width)	mm	1x4			
附件 Accessories					
固定式桥接件（10P） Fixed bridge（10P）		FBI10-10			
插入式（2-10P） Insertion bridge（2-10P）		EB10-12			
端板 End cover		/			
隔片 Separating plate		/			
分组隔板 Partition plate		/			
标记号 Marker		ZB10			
DIN轨道 DIN rail		NS35/7.5 & NS35/15（钢和铝合金材质可选） NS35/7.5 & NS35/15 (Steel and Aluminium alloy are optional)			
终端固定件 End stopper		E-WS&E-PC&E-MK			



描述 Description	品名 No.	备注 Remark
① 端子板标记 Terminal strip marker carrier	DLM2-01P-17-00A(H)	适用于E-PC，用于标记 Suitable for E-PC, use for marking
② 终端固定件 End stopper	E-PC-01P-11-1000A(H)	用于NS35轨道产品固定 Fixing products on NS35 DIN rail
③ 端板 End cover	D-PCIK16-01P-11-00A(H)	用于PCIK16产品的端板 End cover is used for PCIK16
④ 固定式桥接件 Fixed bridge	FBI3-12-00A(H)	03P适用于PCIK16桥接件 03P bridge, use for PCIK16
⑤ 插入式桥接件 Insertion bridge	EB3-12-11-00A(H)	03P适用于PCIK16桥接件 03P bridge, use for PCIK16
⑥ 标记条 Marker	ZT12-10P-19-00A(H)	用于PCIK16侧边的标记条 Marker is used for the side of PCIK16
⑦ 端板 End cover	D-PC16-01P-11-00A(H)	用于PC16产品的端板 End cover is used for PC16
⑧ 分组隔板 Partition plate	ATP-PC-01P-11-00A(H)	用于PC16产品分组隔板 End cover is used for PC16
⑨ 固定式桥接件 Fixed bridge	FBI2-12-00A(H)	02P适用于PC16桥接件 02P bridge, use for PC16
⑩ 插入式桥接件 Insertion bridge	EB2-12-11-00A(H)	02P适用于PC16桥接件 02P bridge, use for PC16
⑪ 端板 End cover	D-PC16-01P-11-105A(H)	用于PC16-105A(H)产品的端板 End cover is used for PC16-105A(H)
⑫ 隔片 Separating plate	TS-K-01P-11-00A(H)	用于PC16系列 隔片 The separating plate is used for PC16 series
⑬ 终端固定件 End stopper	E-WS-01P-11-00A(H)	用于NS35轨道产品固定 Fixing products on NS35 DIN rail
⑭ 轨道条 DIN rail	NS35/7.5-0150-00A(H)	NS35轨道条 NS35 DIN rail

电路图 Circuit diagram

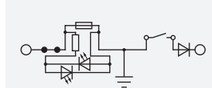

接线接点 Connection point for wiring	保险丝连接 Fuse connection	分断连接 Disconnecting
桥接连接点 Connection point for bridging	电阻连接 Resistance connection	电路连接点 Circuit connection point
LED灯连接 LED light connection	接地连接 Grounding connection	二极管连接 Diode connection

螺钉式连接技术2
Screw connection technology 2

直通式和接地端子
Feed-through and ground terminal blocks

注：附件以及操作说明详见120页
Notes: For additional accessories and operating instruction, see page 120.



	PC 16		PC 16-PE	
	cULus CE EAC RoHS REACH		CE EAC RoHS REACH	
尺寸 Dimension				
厚度/长度/高度(NS35/7.5&NS35/15) Width/Length/Height(NS35/7.5&NS35/15) mm	12.2/42.5/54.05(61.55)		12.2/42.5/54.05(61.55)	
电气参数 Electrical Parameter	IEC IEC60947-7-1	UL UL1059	IEC IEC60947-7-2	UL UL1059
额定电压 Rated voltage V	800	600	/	/
额定电流 Rated current A	76	85	/	/
额定线径 Wire range mm^2/AWG	0.2-16	12-4	0.2-16	12-4
螺丝/额定扭力 Screw/Rated torque -/N.m(lb.in)(kgf.cm)	M4/1.2(10.5)(12.24)		M4/1.2(10.5)(12.24)	
额定冲击电压/污染等级 Rated surge voltage/Degree of pollution KV/-	8/3		8/3	
过压类别/绝缘材料组别 Overvoltage category/Insulation material group -/-	III / I		III / I	
接线容量 Connection capacity	刚性 Solid / 柔性 Stranded / 冷压头 (不带/带塑料套管) Ferrule (with and without plastic sleeve)		刚性 Solid / 柔性 Stranded / 冷压头 (不带/带塑料套管) Ferrule (with and without plastic sleeve)	
1根线 1 conductor mm^2	0.2-16 / 0.2-16 / 0.2-16	0.2-16	0.2-16 / 0.2-16 / 0.2-16	0.2-16
两根带TWIN冷压头的柔性导线 2 conductors with same cross section, stranded, TWIN ferrules with plastic sleeve mm^2	— / — / —	0.5-6	— / — / —	0.5-6
一般信息 General information				
绝缘材质/阻燃等级（符合UL94） Insulation material/Flammability rating(according to UL 94)	PA/V0		PA/V0	
工作温度 Operation temperature ℃（℉）	-40(-40)~105(221)		-40(-40)~105(221)	
剥线长度 Stripping length mm	12-13		10-11	
颜色 Color	灰色（可根据客户需求定制） Gray (customization demand is available)		黄绿混色 Green-yellow	
一字螺丝刀规格（刀厚x刀宽） Slotted screwdriver size (Blade thickness x Width) mm	1x4		1x4	
附件 Accessories				
固定式桥接件（10P） Fixed bridge (10P)	FBI10-12		/	
插入式（2-10P） Insertion bridge (2-10P)	EB10-12		EB10-12	
端板 End cover	D-PC16		/	
隔片 Separating plate	TS-K		/	
分组隔板 Partition plate	ATP-PC		/	
标记号 Marker	ZT12		ZT12	
DIN轨道 DIN rail	NS35/7.5 & NS35/15（钢和铝合金材质可选） NS35/7.5 & NS35/15 (Steel and Aluminium alloy are optional)		NS35/7.5 & NS35/15（钢和铝合金材质可选） NS35/7.5 & NS35/15 (Steel and Aluminium alloy are optional)	
终端固定件 End stopper	E-WS&E-PC&E-MK		E-WS&E-PC&E-MK	

螺钉式连接技术2
Screw connection technology 2

直通式和接地端子
Feed-through and ground terminal blocks

注：附件以及操作说明详见120页
Notes: For additional accessories and operating instruction, see page 120.





	PC 16-105A(H)		PCIK 16	
	CE EAC RoHS REACH		CE EAC RoHS REACH	
尺寸 Dimension				
厚度/长度/高度(NS35/7.5&NS35/15) Width/Length/Height(NS35/7.5&NS35/15) mm	12.2/48.5/55.3(62.8)		12.2/42.5/47.25(54.75)	
电气参数 Electrical Parameter	IEC IEC60947-7-1	UL UL1059	IEC IEC60947-7-1	UL UL1059
额定电压 Rated voltage V	1000	600	1000	600
额定电流 Rated current A	76	85	76	85
额定线径 Wire range mm^2/AWG	1-16	16-4	0.2-16	12-4
螺丝/额定扭力 Screw/Rated torque -/N.m(lb.in)(kgf.cm)	M5/3(27)(30)		M4/1.2(10.5)(12.24)	
额定冲击电压/污染等级 Rated surge voltage/Degree of pollution KV/-	8/3		8/3	
过压类别/绝缘材料组别 Overvoltage category/Insulation material group -/-	III / I		III / I	
接线容量 Connection capacity	刚性 Solid / 柔性 Stranded / 冷压头 (不带/带塑料套管) Ferrule (with and without plastic sleeve)		刚性 Solid / 柔性 Stranded / 冷压头 (不带/带塑料套管) Ferrule (with and without plastic sleeve)	
1根线 1 conductor mm^2	1-16 / 1-16 / 1-16	1-16	0.2-16 / 0.2-16 / 0.2-16	0.2-16
两根带TWIN冷压头的柔性导线 2 conductors with same cross section, stranded, TWIN ferrules with plastic sleeve mm^2	— / — / —	0.5-6	— / — / —	0.5-6
一般信息 General information				
绝缘材质/阻燃等级（符合UL94） Insulation material/Flammability rating(according to UL 94)	PA/V0		PA/V0	
工作温度 Operation temperature ℃（℉）	-40(-40)~105(221)		-40(-40)~105(221)	
剥线长度 Stripping length mm	13-14		11-12	
颜色 Color	灰色（可根据客户需求定制） Gray (customization demand is available)		灰色（可根据客户需求定制） Gray (customization demand is available)	
一字螺丝刀规格（刀厚x刀宽） Slotted screwdriver size (Blade thickness x Width) mm	1x4		1x4	
附件 Accessories				
固定式桥接件（10P） Fixed bridge (10P)	FBI10-12		FBI10-12	
插入式（2-10P） Insertion bridge (2-10P)	EB10-12		EB10-12	
端板 End cover	D-PC16-105A(H)		D-PCIK16	
隔片 Separating plate	TS-K		/	
分组隔板 Partition plate	ATP-PC		/	
标记号 Marker	ZT12		ZT12	
DIN轨道 DIN rail	NS35/7.5 & NS35/15（钢和铝合金材质可选） NS35/7.5 & NS35/15 (Steel and Aluminium alloy are optional)		NS35/7.5 & NS35/15（钢和铝合金材质可选） NS35/7.5 & NS35/15 (Steel and Aluminium alloy are optional)	
终端固定件 End stopper	E-WS&E-PC&E-MK		E-WS&E-PC&E-MK	

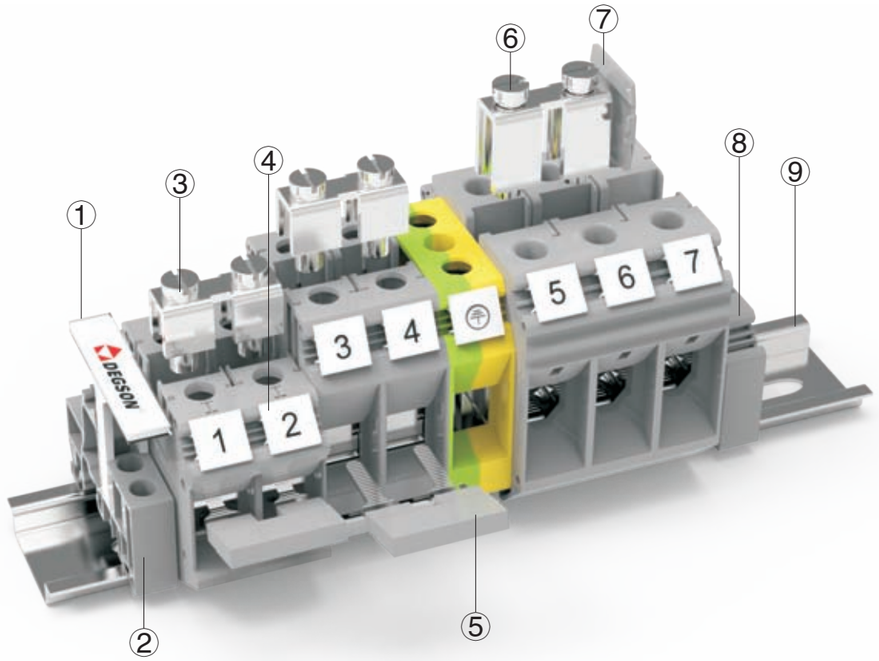

描述 Description	品名 No.	备注 Remark
① 端子板标记 Terminal strip marker carrier	DLM2-01P-17-00A(H)	适用于E-PC，用于标记 Suitable for E-PC, use for marking
② 终端固定件 End stopper	E-PC-01P-11-1000A(H)	用于NS35轨道产品固定 Fixing products on NS35 DIN rail
③ 固定式桥接件 Fixed bridge	FBI3-15-00A(H)	03P适用于PCIK35桥接件 03P bridge, use for PCIK35
④ 标记条 Marker	ZT12-10P-19-00A(H)	用于PCIK35侧边的标记条 Marker is used for the side of PCIK35
⑤ 插入式桥接件 Insertion bridge	EB2-15-11-00A(H)	02P适用于PCIK35桥接件 02P bridge, use for PCIK35
⑥ 固定式桥接件 Fixed bridge	FBI2-16-00A(H)	02P适用于PC35-105A(H)桥接件 02P bridge, use for PC35-105A(H)
⑦ 隔片 Separating plate	TS-K-01P-11-00A(H)	用于PC35系列隔片 The separating plate is used for PC35 series
⑧ 终端固定件 End stopper	E-WS-01P-11-00A(H)	用于NS35轨道产品固定 Fixing products on NS35 DIN rail
⑨ 轨道条 DIN rail	NS35/7.5-0150-00A(H)	轨道条 NS35 DIN rail

电路图 Circuit diagram

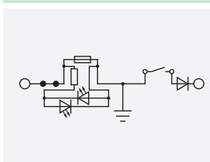

接线接点 Connection point for wiring	保险丝连接 Fuse connection	分断连接 Disconnecting
桥接连接点 Connection point for bridging	电阻连接 Resistance connection	电路连接点 Circuit connection point
LED灯连接 LED light connection	接地连接 Grounding connection	二极管连接 Diode connection

螺钉式连接技术2
Screw connection technology 2

直通式和接地端子
Feed-through and ground terminal blocks

注：附件以及操作说明详见123页
Notes: For additional accessories and operating instruction, see page 123.



	PC 35		PC 35-PE	
	cULus CE EAC RoHS REACH		CE EAC RoHS REACH	
尺寸 Dimension				
厚度/长度/高度(NS35/7.5&NS35/15) Width/Length/Height(NS35/7.5&NS35/15) mm	15.2/50/63.25(70.75)		15.2/50/63.25(70.75)	
电气参数 Electrical Parameter	IEC IEC60947-7-1	UL UL1059	IEC IEC60947-7-2	UL UL1059
额定电压 Rated voltage V	1000	600	/	/
额定电流 Rated current A	125	150	/	/
额定线径 Wire range mm^2/AWG	0.2-35	1/0-18	0.2-35	1/0-18
螺丝/额定扭力 Screw/Rated torque -/N.m(lb.in)(kgf.cm)	M6/2.5(22.15)(25)		M6/2.5(22.15)(25)	
额定冲击电压/污染等级 Rated surge voltage/Degree of pollution KV/-	8/3		8/3	
过压类别/绝缘材料组别 Overvoltage category/Insulation material group -/-	III / I		III / I	
接线容量 Connection capacity	刚性 Solid	柔性 Stranded	冷压头 (不带/带塑料套管) Ferrule (with and without plastic sleeve)	
1根线 1 conductor mm^2	0.2-35	0.2-35	0.2-35	0.2-16
两根带TWIN冷压头的柔性导线 2 conductors with same cross section, stranded, TWIN ferrules with plastic sleeve mm^2	—	—	—	0.5-10
一般信息 General information				
绝缘材质/阻燃等级（符合UL94） Insulation material/Flammability rating(according to UL 94)	PA/V0		PA/V0	
工作温度 Operation temperature ℃（℉）	-40(-40)~105(221)		-40(-40)~105(221)	
剥线长度 Stripping length mm	15-16		18-19	
颜色 Color	灰色（可根据客户需求定制） Gray (customization demand is available)		黄绿混色 Green-yellow	
一字螺丝刀规格（刀厚x刀宽） Slotted screwdriver size (Blade thickness x Width) mm	1x6.5		1x6.5	
附件 Accessories				
固定式桥接件（2-3P） Fixed bridge (2-3P)	FBI2-15 FBI3-15		/	
插入式（2-10P） Insertion bridge (2-10P)	EB10-15		EB10-15	
端板 End cover	/		/	
隔片 Separating plate	TS-K		/	
分组隔板 Partition plate	/		/	
标记号 Marker	ZT12		ZT12	
DIN轨道 DIN rail	NS35/7.5 & NS35/15（钢和铝合金材质可选） NS35/7.5 & NS35/15 (Steel and Aluminium alloy are optional)		NS35/7.5 & NS35/15（钢和铝合金材质可选） NS35/7.5 & NS35/15 (Steel and Aluminium alloy are optional)	
终端固定件 End stopper	E-WS&E-PC&E-MK		E-WS&E-PC&E-MK	

螺钉式连接技术2
Screw connection technology 2



直通式和接地端子
Feed-through and ground terminal blocks

注：附件以及操作说明详见123页
Notes: For additional accessories and operating instruction, see page 123.

PCIK 35

CE EAC RoHS REACH

尺寸 Dimension					
厚度/长度/高度(NS35/7.5&NS35/15) Width/Length/Height(NS35/7.5&NS35/15)	mm	15.2/55/51.25(58.75)			
电气参数 Electrical Parameter		IEC IEC60947-7-1		UL UL1059	
额定电压 Rated voltage	V	800		600	
额定电流 Rated current	A	125		85	
额定线径 Wire range	mm^2/AWG	0.2-35		12-2	
螺丝/额定扭力 Screw/Rated torque	-/N.m(lb.in)(kgf.cm)	M6/2.5(22.15)(25)			
额定冲击电压/污染等级 Rated surge voltage/Degree of pollution	KV/-	8/3			
过压类别/绝缘材料组别 Overvoltage category/Insulation material group	-/-	III / I			
接线容量 Connection capacity		刚性 Solid	柔性 Stranded	冷压头 (不带/带塑料套管) Ferrule (with and without plastic sleeve)	
1根线 1 conductor	mm^2	0.2-35	0.2-35	0.2-35	0.2-16
两根带TWIN冷压头的柔性导线 2 conductors with same cross section, stranded, TWIN ferrules with plastic sleeve	mm^2	—	—	—	0.5-10
一般信息 General information					
绝缘材质/阻燃等级（符合UL94） Insulation material/Flammability rating(according to UL 94)		PA/V0			
工作温度 Operation temperature	℃（℉）	-40(-40)~105(221)			
剥线长度 Stripping length	mm	16-17			
颜色 Color		灰色（可根据客户需求定制） Gray (customization demand is available)			
一字螺丝刀规格（刀厚x刀宽） Slotted screwdriver size (Blade thickness x Width)	mm	1x6.5			
附件 Accessories					
固定式桥接件（2-3P） Fixed bridge (2-3P)		FBI2-15 FBI3-15			
插入式（2-10P） Insertion bridge (2-10P)		EB10-15			
端板 End cover		/			
隔片 Separating plate		TS-K			
分组隔板 Partition plate		/			
标记号 Marker		ZT12			
DIN轨道 DIN rail		NS35/7.5 & NS35/15（钢和铝合金材质可选） NS35/7.5 & NS35/15 (Steel and Aluminium alloy are optional)			
终端固定件 End stopper		E-WS&E-PC&E-MK			

螺钉式连接技术2
Screw connection technology 2

直通式和接地端子
Feed-through and ground terminal blocks

注：附件以及操作说明详见123页
Notes: For additional accessories and operating instruction, see page 123.

PC 35-105A(H)

CE EAC RoHS REACH

尺寸 Dimension					
厚度/长度/高度(NS35/7.5&NS35/15) Width/Length/Height(NS35/7.5&NS35/15)	mm	16.2/60/66.25(73.75)			
电气参数 Electrical Parameter		IEC IEC60947-7-1		UL UL1059	
额定电压 Rated voltage	V	1000		600	
额定电流 Rated current	A	125		150	
额定线径 Wire range	mm^2/AWG	0.5-35		14-1/0	
螺丝/额定扭力 Screw/Rated torque	-/N.m(lb.in)(kgf.cm)	M6/3.5(31)(35.7)			
额定冲击电压/污染等级 Rated surge voltage/Degree of pollution	KV/-	8/3			
过压类别/绝缘材料组别 Overvoltage category/Insulation material group	-/-	III / I			
接线容量 Connection capacity		刚性 Solid	柔性 Stranded	冷压头 (不带/带塑料套管) Ferrule (with and without plastic sleeve)	
1根线 1 conductor	mm^2	1.5-35	1.5-35	1.5-35	1.5-35
两根带TWIN冷压头的柔性导线 2 conductors with same cross section, stranded, TWIN ferrules with plastic sleeve	mm^2	—	—	—	0.5-10
一般信息 General information					
绝缘材质/阻燃等级（符合UL94） Insulation material/Flammability rating(according to UL 94)		PA/V0			
工作温度 Operation temperature	℃（℉）	-40(-40)~105(221)			
剥线长度 Stripping length	mm	17-18			
颜色 Color		灰色（可根据客户需求定制） Gray (customization demand is available)			
一字螺丝刀规格（刀厚x刀宽） Slotted screwdriver size (Blade thickness x Width)	mm	1x6.5			
附件 Accessories					
固定式桥接件（2P） Fixed bridge (2P)		FBI2-16			
插入式（2-10P） Insertion bridge (2-10P)		/			
端板 End cover		/			
隔片 Separating plate		TS-K			
分组隔板 Partition plate		/			
标记号 Marker		ZT12			
DIN轨道 DIN rail		NS35/7.5 & NS35/15（钢和铝合金材质可选） NS35/7.5 & NS35/15 (Steel and Aluminium alloy are optional)			
终端固定件 End stopper		E-WS&E-PC&E-MK			



描述 Description	品名 No.	备注 Remark
① 端子板标记 Terminal strip marker carrier	DLM2-01P-17-00A(H)	适用于E-PC，用于标记 Suitable for E-PC, use for marking
② 终端固定件 End stopper	E-PC-01P-11-1000A(H)	用于NS35轨道产品固定 Fixing products on NS35 DIN rail
③ 标记条 Marker	ZT12-10P-19-00A(H)	用于PC50系列侧边的标记条 Marker is used for the side of PC50 series
④ 终端固定件 End stopper	E-WS-01P-11-00A(H)	用于NS35轨道产品固定 Fixing products on NS35 DIN rail
⑤ 轨道条 DIN rail	NS35/7.5-0150-00A(H)	轨道条 NS35 DIN rail

电路图 Circuit diagram

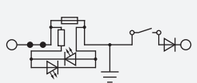

接线接点 Connection point for wiring	保险丝连接 Fuse connection	分断连接 Disconnecting
桥接连接点 Connection point for bridging	电阻连接 Resistance connection	电路连接点 Circuit connection point
LED灯连接 LED light connection	接地连接 Grounding connection	二极管连接 Diode connection

螺钉式连接技术2
Screw connection technology 2

直通式和接地端子
Feed-through and ground terminal blocks

注：附件以及操作说明详见127页
Notes: For additional accessories and operating instruction, see page 127.

	PC 50		PC 50-PE	
	cULus CE EAC RoHS REACH		CE EAC RoHS REACH	
尺寸 Dimension				
厚度/长度/高度(NS35/7.5&NS35/15) Width/Length/Height(NS35/7.5&NS35/15) mm	20/70.5/75.94(83.44)		20/70.5/75.94(83.44)	
电气参数 Electrical Parameter	IEC IEC60947-7-1	UL UL1059	IEC IEC60947-7-2	UL UL1059
额定电压 Rated voltage V	1000	600	/	/
额定电流 Rated current A	150	125	/	/
额定线径 Wire range mm^2/AWG	10-50	1/0-6	10-50	1/0-6
螺丝/额定扭力 Screw/Rated torque -/N.m(lb.in)(kgf.cm)	M6/2.5(22.15)(25)		M6/2.5(22.15)(25)	
额定冲击电压/污染等级 Rated surge voltage/Degree of pollution KV/-	8/3		8/3	
过压类别/绝缘材料组别 Overvoltage category/Insulation material group -/-	III / I		III / I	
接线容量 Connection capacity	刚性 Solid	柔性 Stranded	冷压头 (不带/带塑料套管) Ferrule (with and without plastic sleeve)		刚性 Solid	柔性 Stranded	冷压头 (不带/带塑料套管) Ferrule (with and without plastic sleeve)	
1根线 1 conductor mm^2	16-50	16-50	16-50	16-50	16-50	16-50	16-50	16-50
两根带TWIN冷压头的柔性导线 2 conductors with same cross section, stranded, TWIN ferrules with plastic sleeve mm^2	—	—	—	10-16	—	—	—	10-16
一般信息 General information								
绝缘材质/阻燃等级（符合UL94） Insulation material/Flammability rating(according to UL 94)	PA/V0				PA/V0			
工作温度 Operation temperature ℃（℉）	-40(-40)~105(221)				-40(-40)~105(221)			
剥线长度 Stripping length mm	22-23				22-23			
颜色 Color	灰色（可根据客户需求定制） Gray (customization demand is available)				黄绿混色 Green-yellow			
一字螺丝刀规格（刀厚x刀宽） Slotted screwdriver size (Blade thickness x Width) mm	1.2x8				1.2x8			
附件 Accessories								
固定式桥接件（10P） Fixed bridge (10P)	/				/			
插入式（2-10P） Insertion bridge (2-10P)	/				/			
端板 End cover	/				/			
隔片 Separating plate	/				/			
分组隔板 Partition plate	/				/			
标记号 Marker	ZT12				ZT12			
DIN轨道 DIN rail	NS35/7.5 & NS35/15（钢和铝合金材质可选） NS35/7.5 & NS35/15 (Steel and Aluminium alloy are optional)				NS35/7.5 & NS35/15（钢和铝合金材质可选） NS35/7.5 & NS35/15 (Steel and Aluminium alloy are optional)			
终端固定件 End stopper	E-WS&E-PC&E-MK				E-WS&E-PC&E-MK			



描述 Description	品名 No.	备注 Remark
① 端子板标记 Terminal strip marker carrier	DLM2-01P-17-00A(H)	适用于E-PC，用于标记 Suitable for E-PC, use for marking
② 终端固定件 End stopper	E-PC-01P-11-1000A(H)	用于NS35轨道产品固定 Fixing products on NS35 DIN rail
③ 标记条 Marker	ZT12-10P-19-00A(H)	用于PC95侧边的标记条 Marker is used for the side of PC95
④ 终端固定件 End stopper	E-WS-01P-11-00A(H)	用于NS35轨道产品固定 Fixing products on NS35 DIN rail
⑤ 轨道条 DIN rail	NS35/7.5-0150-00A(H)	轨道条 NS35 DIN rail

电路图 Circuit diagram

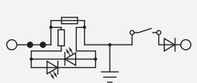

接线接点 Connection point for wiring	保险丝连接 Fuse connection	分断连接 Disconnecting
桥接连接点 Connection point for bridging	电阻连接 Resistance connection	电路连接点 Circuit connection point
LED灯连接 LED light connection	接地连接 Grounding connection	二极管连接 Diode connection

螺钉式连接技术2
Screw connection technology 2



直通式端子
Feed-through terminal blocks

注：附件以及操作说明详见129页
Notes: For additional accessories and operating instruction, see page 129.

PC 95

CE EAC RoHS REACH

尺寸 Dimension			
厚度/长度/高度(NS35/7.5&NS35/15) Width/Length/Height(NS35/7.5&NS35/15)	mm	25/83/90.04(97.54)	
电气参数 Electrical Parameter		IEC IEC60947-7-1	UL UL1059
额定电压 Rated voltage	V	1000	600
额定电流 Rated current	A	232	230
额定线径 Wire range	mm^2/AWG	25-95	3/0-4
螺丝/额定扭力 Screw/Rated torque	-/N.m(lb.in)(kgf.cm)	M8/25(221.5)(250)	
额定冲击电压/污染等级 Rated surge voltage/Degree of pollution	KV/-	8/3	
过压类别/绝缘材料组别 Overvoltage category/Insulation material group	-/-	III / I	

接线容量 Connection capacity		刚性 Solid	柔性 Stranded	冷压头 (不带/带塑料套管) Ferrule (with and without plastic sleeve)	
1根线 1 conductor	mm^2	25-95	25-95	25-95	25-95
两根带TWIN冷压头的柔性导线 2 conductors with same cross section, stranded, TWIN ferrules with plastic sleeve	mm^2	—	—	—	25-35

一般信息 General information		
绝缘材质/阻燃等级（符合UL94） Insulation material/Flammability rating(according to UL 94)		PA/V0
工作温度 Operation temperature	℃（℉）	-40(-40)~105(221)
剥线长度 Stripping length	mm	33-35
颜色 Color		灰色（可根据客户需求定制） Gray (customization demand is available)
内六角扳手 Socket head wrench		Hex socket 6

附件 Accessories		
固定式桥接件（10P） Fixed bridge (10P)		/
插入式（2-10P） Insertion bridge (2-10P)		/
端板 End cover		/
隔片 Separating plate		/
分组隔板 Partition plate		/
标记号 Marker		ZT12
DIN轨道 DIN rail		NS35/7.5 & NS35/15（钢和铝合金材质可选） NS35/7.5 & NS35/15 (Steel and Aluminium alloy are optional)
终端固定件 End stopper		E-WS&E-PC&E-MK

D-DS1.5

D-DS2.5

D-DS4

D-DS6

D-DS10

D-DS16

D-DS1.5-TW

D-DS1.5-QU

D-DS2.5-TW

D-DS2.5-QU


D-DS4-TW

D-DS4-QU

D-DS6-TW

D-DSKK2.5

D-DSKK4


D-DS2.5-3L

D-WS1.5

D-WS2.5

D-WS4

D-WS6

D-WS10

D-WS16

D-WS1.5-TW

D-WS2.5-TW

DEGSON®
ACCESSORIES Series

D-WS4-TW

D-WS6-TW

D-WS10-TW

D-WS16-TW

D-WS2.5-MID-CO

D-WS2.5-END-CO


D-WS1.5-SD

D-WS2.5-SD


D-WS4-SD

D-WS6-SD

D-WS10-SD

D-WS16-SD

D-WS1.5-DB

D-WS2.5-DB

D-WS4-DB

D-DC2.5


D-DC6

D-DC16


D-DC2.5-TW

D-DCKKB2.5


D-DC4-HE

D-DCTK6

D-PC1.5

D-PC2.5

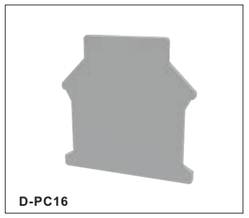
D-PC16


D-PC10-105A(H)


D-PC16-105A(H)


D-PC4-TW

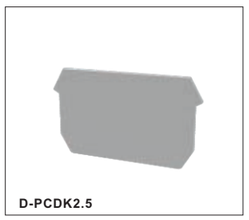
D-PCDK2.5

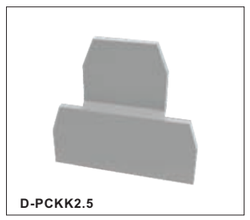
D-PCKK2.5


D-PCIK16


D-PCMT2.5

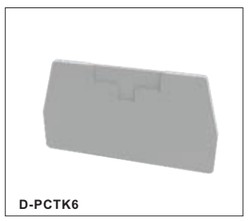
D-PCTK6


D-PCTK6-BEN

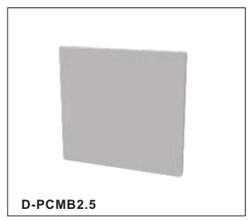
D-PCMB2.5


TS-KK3

TS-K


DP-PCKK2.5


ATP-PC


DFB1.5


DFB2.5

DFB4


DFB6


DFB10


WFA1.5

WFA2.5

WFA4


WFA6

WFA10

WFA16

WFB1.5

WFB2.5

WFB4

WFB6

WFB10

WFB16

WFC2.5-2, WFC2.5-3, WFC2.5-4
WFC2.5-5, WFC2.5-6, WFC2.5-7
WFC2.5-8


WFE-2.5

DFA2.5

DFA4

DFA6


DFA10


DFA16

DFA35

FBRI6-RTK/S

TPS


FBRI 10-4

FBRI 10-5


FBI 10-6


FBI 10-8

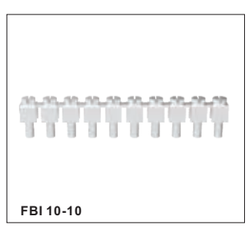
FBI 10-10

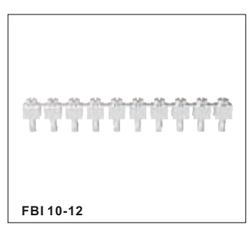
FBI 10-12

FBI 3-15

FBI 2-16

FB2-RTK/S
FB3-RTK/S
FB5-RTK/S
FB10-RTK/S

SB2-RTK/S
SB4-RTK/S

EB 10-5

EB 10-6

EB 10-8

EB 10-10

EB 10-12

EB 10-15

EBA40-6

EBA40-8

ZB3.5

ZB4

ZB5



ZB6

ZB8

ZB10



ZT12

WB4

WB5

DEK4

DEK5

DEK6

ZW5

ZK5

ZK6

DBE-1

DBE-2

DLM2

EEA1.5

EEA2.5

EEA4

EEA6

EEA10

EEA16

WHH-WS1.5-DB

E-PC

E-PC-DIN15

E-WS

E-WS-DIN15

E-MK

NS35/7.5

NS35/15

NS-15

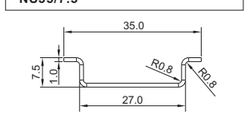

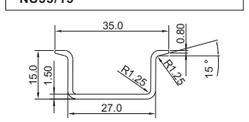

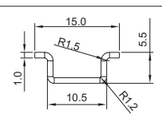

DEGSON®

应用领域

DEGSON高松导轨端子广泛应用于电力电气、电梯、新能源、轨道交通、工业自动化、机械、造船等行业。所有导轨端子采用优质原材料，确保产品质量在标准之上。DEGSON高松针对不同行业提供专业解决方案，多种连接技术的导轨端子可满足所有行业需求同时，提供更加灵活的连接方案。

Application fields

DEGSON Din Rail terminal blocks are widely applied to Electrical Power, Elevator, New Energy, Rail Transit, Industrial Automation, Machinery, Shipbuilding industry and so on. High quality raw material for Din Rail terminal blocks makes sure products quality above the standard. DEGSON provides professional solutions for different industries, Din Rail terminal blocks with diversified connection technology can meet demands from different industries and provide connection solution more flexible.

工业自动化

Industrial Automation

机 械

Machinery

轨道交通

Rail Transit

造 船

Shipbuilding industry

新能源

New Energy

电 梯

Elevator

电力电气

Electrical Power

过 程

Process

环 境 政 策

DEGSON® 认识到保护环境资源的重要性，并将其视为公司对社会应尽的义务，自觉满足产品的各项环保指标，为此我们制定以下环境战略方针：

1、满足客户需求，遵守国家和地方的法律、法规和其它环保要求。

2、环境保护为公司可持续发展的一项准则，坚持质量、效益和环保全面发展。

3、建立厂内废弃物管理，充分考虑在产品开发、生产、材料使用和废弃物处理等过程中可能影响环境的因素，提高企业内各场所的环境质量。

4、实施培训，全面提升全员的环境保护意识，实现环境管理体系和对环境保护能力的持续改进。

5、降耗节能，实现资源的充分利用。

6、向合作方及社会承诺为环境保护做出贡献。响应口号“人类只有一个地球”。

7、不断创新，开发新材料、新技术，制造节约型环保产品。

ENVIRONMENTAL POLICY

DEGSON realizes system regulation without lead in 2005 and has been granted ISO14001 in 2006. All the products conform to the European ROHS requirement.

DEGSON realizes the importance to protect environment resources, selfconsciously meets environment protection requirements for products and regardsit as the responsibility.

Thus, we have made the following environment strategic policy：

1.To meet customers'demands and obey the national and local laws and regulations as well as other environmental protection requirements.

2.Take environmental protection as one criterion for continuing development of our company. Insist on fully development of quality, benefit and environ mental protection.

3.Fully considering the factors which will influence the environment in the processes of product development, manufacturing, material usage and waste processing, establish management system of waste in order to improve the environment of our company.

4.To increase the employees' consciousness of environmental protection through training and to realize the continuing improvement of environment management system and the ability of environmental protection.

5.To make full use of resources and to decrease consumption of material in order to save energy.

6.To promise to our partners and society that we will make contribution to environment protection. There is only one Earth for our humanity.

7.To strive for making conservation-oriented and environment-friendly products through continuous innovation and developing new materials and technology.

RoHS COMPLIANT