Amphenol LTW®
Unrivaled InterConnects for Harsh Environments

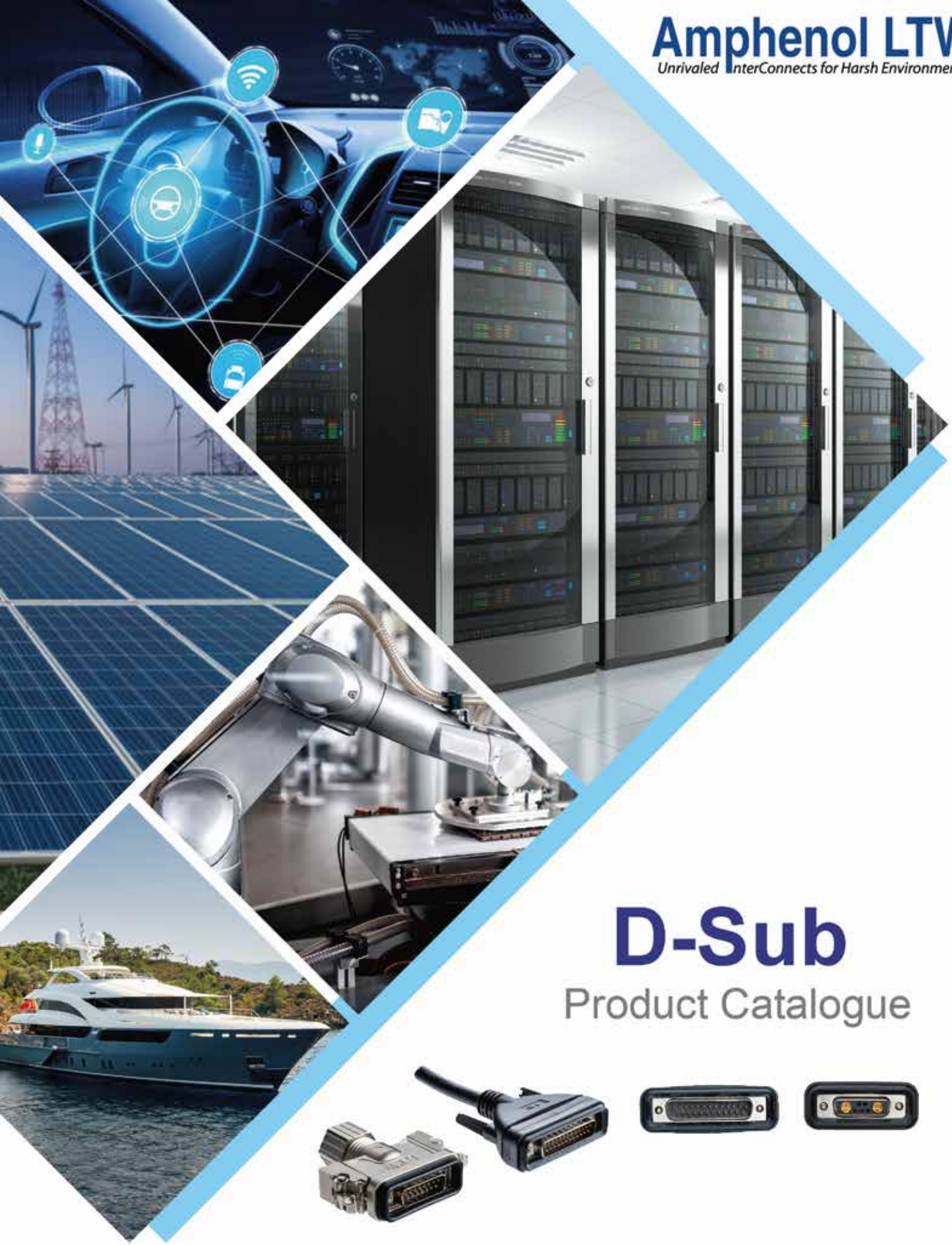

D-Sub

Product Catalogue

Q-FLEX
www.q-flex.fi info@q-flex.fi
+358 2 4894 500

Amphenol

- IP67 / 68 Mated Or Unmated
- Idiot-proof Alignment Key Design
- Pre-assemble Wire / Cable Assembly Eliminates Wiring Errors
- Flammability UL94V-0 & UV Resistant
- Customized Solutions Available
- Connector Interface Meet ANSI / B93.55M-1981

UL Recognized

UV Resistant

Harsh Environment

IP67 / 68

ROHS

Contents

1	Product Selection Guide
11	Served Markets & Applications
15	Our Service
21	Markets / Applications
22	Product Range Overview
23	Contact Configuration
24	D-Sub Connector
31	Assembly Instruction
34	Cable List
37	UL Style
43	FAQ and Lexicon

PRODUCT SELECTION GUIDE

Circular (Ceres, X-Lok, M)

	Mating Style						Materials	No. of Contacs	Contacts		Operating Voltage (AC/DC)	Nominal Current	Applicable Wires (AWG)	Mating Cycles (Pin Contact)	High Speed		Salt Spray (Connector, Mated)
	2 Points Lock	3 Points Lock	Push Lock	Push Pull	Screw Thread	Others			Gold Plated	Silver Plated					Cat. 5e	Cat. 6A	
Ceres Series																	
Mini	•				•		B	2-6	•		250V	2A-5A	26-24	2,000			500h
Standard	•				•		B	2-12	•		250-600V	2A-10A 5A+2A 10A+5A	26-20	2,000			500h
Middle	•	•			•		P	2-18	•	•	250-600V	2A-20A 5A+2A 10A+2A 10A+5A	24-14	2,000			500h
Large	•				•		B	2-22	•	•	250-600V	2A-20A 20A+2A 20A+5A	26-16	2,000			500h
Macro	•						P	31	•		200V	5A	26	2,000			500h
PLD			•				P	2-4	•		250V	5A	26-20	2,000			500h
MAB	•						P	4	•		250V	10A	20	2,000			500h
GBD		•					P	8	•		250V	10A+5A	24-20	2,000			500h
X-LOK Series																	
Mini / LED			•				B	2-33	•		30-630V	0.5A-16A	32-14	1,000	•	•	500h
Standard			•				P	2-8	•		300-600V	5A-10A 10A+5A	26-16	1,000			500h
Middle			•				P	2-12	•	•	300-600V	5A-20A 10A+5A	26-12	1,000			500h
Large			•				B	2-100	•	•	60V (0.5A) 300-600V	0.5A-20A 20A+5A 50A	32-26	1,000			500h
Macro			•				P	4-31	•	•	300-600V	50A+5A	22-8	1,000			500h
M Series																	
M5					•		M	3-4	•		60V	1A	26	1,000			48h
Guided M8 / LED					•	Snap-in	B	2-6	•		30-60V	1.5A-3A 3A+1.5A	24-22	1,000			48h
M8 / LED					•	Snap-in	B	3-13	•		30-60V	0.5A-3A	32-22	1,000			48h
M10.5					•		M	2-5	•		30V	2A	24	1,000			48h
M12 A / LED				•	•		B	3-28	•		30-250V	0.5A-4A	30-22	1,000	•		48h
M12 B / LED				•	•		B	5	•		60V	4A	26-22	1,000			48h
M12 D / LED				•	•		B	4	•		250V	4A	26-22	1,000	•		48h
M12 I				•	•		B	5	•		60V	4A	22	1,000			48h
M12 K / LED				•	•		B	3-5	•		630V	12A, 16A	14	1,000			48h
M12 L / LED				•	•		B	2-5	•		63V	16A	14	1,000			48h
M12 M / LED				•	•		B	3-6	•		630V	8A	16	1,000			48h
M12 S				•	•		B	3-4	•		630V	12A	16	1,000			48h
M12 T				•	•		B	2-4	•		63V	12A	16	1,000			48h
M12 X				•	•		M	8	•		30-60V	0.5A	26	1,000		•	48h
M23					•		M	6	•		600V	28A	14-12	1,000			48h

Remarks:
Materials: **P** (Plastic), **M** (Metal), **B** (Both)
Assemble Style: **R0** (Receptacle), **RW** (Receptacle With Wires), **RP** (Receptacle With Pigtail), **RC** (Receptacle With Overmolded Cable), **OC** (Overmolded With Cables), **FI** (Field Installable)
Vibration: **(1)** 10-500 Hz @Ampliture 0.35mm; **(2)** 10-55Hz @Amplitude 1.52mm
Operation Temperature & IP Rating: **R0** (Receptacle), **RW** (Receptacle With Wires), **OC** (Overmolded With Cables), **FI** (Field Installable)

PRODUCT SELECTION GUIDE

(R0) Receptacle							(FI) Field Installable													
Solder	Crimp	SMT	PCB 180	PCB 90	RW	RC	Solder	Crimp	Screw In	Push In	IDC	OC	UV Resistant	UL 94V-0	Vibration	EMI Option	ROHS 2.0 & REACH	Standard / Compliant	Certifications	Operating Temperature & IP Rating
•			•			•	•					•	•	•	(2)	•	•			◦ **R0**: -40°C - 105°C, IP67 (Unmated)
•			•	•		•	•	•				•	•	•	(2)	•	•		UL1977	
•			•			•	•	•				•	•	•	(2)		•		UL1977	◦ **RW**: -20°C - 85°C, IP67 (Unmated)
•			•				•	•	•			•	•	•	(2)	•	•		UL1977	◦ **OC**: -20°C - 85°C, IP67 (Mated)
•			•									•	•	•	(2)		•		UL1977	
•							•						•	•	(2)		•			◦ **FI**: -40°C - 105°C, IP67 (Mated)
												•	•	•	(2)		•			
												•	•	•	(2)		•			
•			•	•			•	•	•	•		•	•	•	(2)	•	•			
•			•				•	•	•	•		•	•	•	(2)	•	•		CSA, UL1977, UL2238, UL50e	◦ **R0** & **RW**: -40°C - 105°C, IP68 (Unmated)
•			•				•	•	•	•		•	•	•	(2)		•			
•			•				•	•	•	•		•	•	•	(2)	•	•			◦ **OC** & **FI**: -40°C ~ 105°C, IP68 (Mated)
•	•		•					•	•			•	•	•	(2)		•			
•			•	•	•							•	•	•	(1)		•	IEC 61076-2-105		
•		•	•	•	•		•	•	•		•	•	•	•	(1)	•	•			
•		•	•	•	•		•	•	•		•	•	•	•	(1)	•	•	IEC 61076-2-104	UL1977, UL2238	
•					•							•	•	94-HB	(1)		•			
•		•	•	•	•		•	•	•	•	•	•	•	•	(1)	•	•	IEC 61076-2-101	UL1977, UL2238, UL1863	◦ **R0**: -40°C ~ 105°C, IP67 (Mated / Unmated), IP68 (Unmated), IP69K (Mated)
•		•	•	•	•		•	•	•	•	•	•	•	•	(1)	•	•	IEC 61076-2-101	UL1977, UL2238	
•		•	•	•	•		•	•	•	•	•	•	•	•	(1)	•	•	IEC 61076-2-101	UL1977, UL2238, UL1863	◦ **RW**: -20°C ~ 85°C, IP67 (Mated / Unmated), IP68 (Unmated), IP69K (Mated)
•			•				•					•	•	94-HB	(1)		•			
•		•	•	•	•		•	•	•			•	•	•	(1)		•	IEC 61076-2-111	UL1977, UL2237	◦ **OC**: -20°C ~ 85°C, IP67 / IP68 (Mated)
•		•	•	•	•		•	•	•			•	•	•	(1)		•	IEC 61076-2-111	UL1977, UL2238	
•		•	•	•	•		•	•	•			•	•	•	(1)	•	•	IEC 61076-2-111		◦ **FI**: -40°C ~ 105°C, IP67 / IP68 (Mated)
•		•	•	•	•		•	•	•			•	•	•	(1)		•	IEC 61076-2-111	UL1977, UL2237	
•		•	•	•	•		•	•	•			•	•	•	(1)		•	IEC 61076-2-111	UL1977, UL2238	
		•	•	•	•		•	•			•	•	•	•	(1)	•	•	IEC 61076-2-109	UL1863	
	•							•				•	•	•	(1)	•	•			

PRODUCT SELECTION GUIDE

Circular (FLOS, Power, RBL, DeepTronica)

	Mating Style						Materials	No. of Contacs	Contacts		Operating Voltage (AC/DC)	Nominal Current	Applicable Wires (AWG)	Mating Cycles (Pin Contact)	Salt Spray (Connector, Mated)
	2 Points Lock	3 Points Lock	Push Lock	Push Pull	Screw Thread	Others			Gold Plated	Silver Plated					
FLOS Series															
B				•			M	2-32	•		160-700V	1.5A-25A	28-16	5,000	144h
K				•			M	2-32	•		160-700V	1.5A-25A	28-16	5,000	144h
K (FLOS+)				•			M	2-32	•		160-700V	1.5A-25A	28-16	5,000	1000h
C				•			M	2-19	•		160-700V	1.5A-20A	28-16	3,000	144h
S				•			M	1	•		260-1000V	15A	28-16	3,000	144h
Y				•		Break Away	M	2-26	•		260-1000V	5A-14A	28-16	5,000	96h
P				•			P	2-14	•		200-400V	2A-10A	28-16	2,000	
N				•			M	2-19	•		200-800V	5A-22A	28-16	3,000	144h
Power Series															
PWE					•		P	5-7	•		277V	8A	20-17	500	500h
PWF					•		P	2-4	•		277V	12A	18-15	500	500h
PWG					•		P	4	•		277V	16A	18-14	500	500h
PWC	•	•					P	3	•		277V	20A	14-12	500	500h
PWCU	•	•					P	4 & 12	•		277V	20A+2A	14-12, 24-22	500	500h
PWH		•			•		P	3, 5	•		660V (AC) 1000V (DC)	25A	12	500	500h
PWL		•					P	3	•		300V	30A	14-8	500	500h
PWM		•					P	2	•		600V	50A	9-8	500	720h
PWMU		•					P	2+2, 2+4	•		600V	50A+2A	9-8, 22-20	500	720h
PWN		•					P	2	•		600V	70A	8-6	500	720h
PWNU		•					P	2+2, 2+4	•		600V	70A + 2A	8-6, 22-20	500	720h
PWP		•					P	2 & 3	•		600V	80A	4	500	720h
PWPD		•					P	2+2, 2+4, 3+2, 3+4	•		600V	80A+5A	4, 20	500	720h
PWX		•					P	9 (30A) 14 (30A+5A) 5 (50A) 12 (50A+5A) 4 (80A) 7 (80A+5A)		•	300-600V	30A, 30A+5A 50A, 50A+5A 80A, 80A+5A	22-20, 14-8, 9-8, 4	500	720h
RBL Series															
Middle			With Latch				P	2-9	•		300V	5A-10A 10A+5A	20-16	250	48h
Large			With Latch				P	2-18	•		300V	5A-20A 20A+5A	24-12	250	48h
DeepTronica															
Bathypelagic (4,000 m)				•			B								
Abyssopelagic (6,000 m)				•			B	1-27			200V-1000V	2A-50A	22-8	500-1,000	1000h
Hadopelagic (11,000 m)				•			B								

Remarks:
Materials: **P** (Plastic), **M** (Metal), **B** (Both)
Assemble Style: **R0** (Receptacle), **RW** (Receptacle With Wires), **RP** (Receptacle With Pigtail), **RC** (Receptacle With Overmolded Cable), **OC** (Overmolded With Cables), **FI** (Field Installable)
Vibration: **(1)** 10-500 Hz @Ampliture 0.35mm; **(2)** 10-55Hz @Amplitude 1.52mm
Operation Temperature & IP Rating: **R0** (Receptacle), **RW** (Receptacle With Wires), **OC** (Overmolded With Cables), **FI** (Field Installable)

PRODUCT SELECTION GUIDE

(R0) Receptacle						(FI) Field Installable													
Solder	Crimp	Screw In	PCB 180	PCB 90	RW	Solder	Crimp	Screw In	Push In	IDC	OC	UV Resistant	UL 94V-0	Vibration	EMI Option	ROHS 2.0 & REACH	Certifications	IP Rating	Operating Temperature
•			•	•		•	•				•		•	(2)	•	•		IP50 (Mated)	◦ **R0**: -40°C - 125°C ◦ **OC**: -20°C - 85°C ◦ **FI**: -40°C - 125°C
•			•	•		•	•				•		•	(2)	•	•		IP68 (Mated)	
•			•	•		•	•				•		•	(2)	•	•		**R0:** IP68 (Unmated) **OC:** IP68 (Mated) **FI:** IP68 (Mated)	
•			•	•		•	•				•		•	(2)	•	•		IP68 (Mated)	
•			•	•		•	•				•		•	(2)	•	•		IP50 (Mated)	
•			•	•		•	•				•		•	(2)	•	•		IP68 (Mated)	
•			•	•		•	•				•	•	•	(2)		•		IP50 / IP66 (Mated)	
•			•	•		•	•				•		•	(2)	•	•		IP68 (Mated)	
•						•					•		94-HB	(2)		•	UL1977	IP67 / IP68	◦ **R0**: -40°C - 105°C ◦ **OC**: -20°C ~ 80°C ◦ **FI**: -40°C ~ 105°C
•						•					•		94-HB	(2)		•	UL1977, TUV	IP67 / IP68	
		•						•			•		•	(2)		*	UL1977	IP67 / IP68	
•						•		•			•	•	•	(2)		•	UL1977, TUV	IP67 / IP68	
•						•					•	•	•	(2)		•	UL1977, TUV	IP67 / IP68	
	•	•					•	•			•	•	•	(2)		•	UL1977, UL6703A, TUV	IP67 / IP68	
		•				•		•				•	•	(2)		•	UL2238	IP67 / IP68	
•								•				•	•	(2)		•	UL1977	IP67 (Mated)	
•								•				•	•	(2)		•	UL1977	IP67 (Mated)	
•								•			•	•	•	(2)		•	UL1977	IP67 (Mated)	
•								•			•	•	•	(2)		•	UL1977	IP67 (Mated)	
	•						•					•	•	(2)		•	UL1977	IP67 (Mated)	
	•						•					•	•	(2)		•	UL1977	IP67 (Mated)	
	•						•					•	•			•	UL1977	IP69K (Mated)	
					•		•				•	•	•	(2)		•	UL1977	**RW:** IP68 (Unmated) **OC:** IP68 (Mated) **FI:** IP67 (Mated)	◦ **RW**: -40°C ~ 105°C ◦ **OC**: -20°C ~ 80°C, Data: -20°C ~ 80°C Power: -20°C ~ 105°C Hybrid: -40°C ~ 105°C ◦ **FI**: -40°C ~ 105°C
					•		•				•	*	•	(2)		•			
					•						•					•		Deep Mating: 300 ~ 800 bar	◦ **Air:** -40°C - 90°C ◦ **Water:** -4°C ~ 60°C
					•						•					•			
					•						•					•			

PRODUCT SELECTION GUIDE

Circular (HS-Lok, NMEA 2000, Mini, Heavy Duty Shielded)

	Mating Style						Materials	No. of Contacs	Contacts		Operating Voltage (AC/DC)	Nominal Current	Applicable Wires (AWG)	Mating Cycles (Pin Contact)	Salt Spray (Connector, Mated)
	2 Points Lock	3 Points Lock	Push Lock	Push Pull	Screw Thread	Others			Gold Plated	Silver Plated					
HS-Lok Series															
Q8				•			B	2-6	•		100V (DC), 300V, 300V (AC) + 100V (DC)	2A 5A 5A+2A	24-20	2,000	500h
NMEA 2000															
Lite (Micro)				•	•		B	5	•		60V	4A	16*1P+20*1P 18*1P+22*1P 22*1P+24*1P	Push Pull 500, Screw Thread 1,000	Metal: 48h Plastic: 1,000h
Heavy (Mini)					•		M	4-5	•		600V	8A	15*1P+18*1P 16*1P+18*1P	1,000	
7/8" Mini															
7/8" Mini					•		M	2, 2+PE, 4, 4+PE, 6	•		600V	8A-13A	16	1,000	48h
Heavy Duty Shielded															
Heavy Duty Shielded					*		M	2-14	•		50-300V	5A-40A	22-8	1,000	48h / 500h

Remarks:
Materials: **P** (Plastic), **M** (Metal), **B** (Both)
Assemble Style: **R0** (Receptacle), **RW** (Receptacle With Wires), **RP** (Receptacle With Pigtail), **RC** (Receptacle With Overmolded Cable), **OC** (Overmolded With Cables), **FI** (Field Installable)
Vibration: **(1)** 10-500 Hz @Ampliture 0.35mm; **(2)** 10-55Hz @Amplitude 1.52mm
Operation Temperature & IP Rating: **R0** (Receptacle), **RW** (Receptacle With Wires), **OC** (Overmolded With Cables), **FI** (Field Installable)

PRODUCT SELECTION GUIDE

(R0) Receptacle			RW	(FI) Field Installable					OC	UV Resistant	UL 94V-0	Vibration	EMI Option	ROHS 2.0 & REACH	Certifications	IP Rating	Operating Temperature
Solder	PCB 180	PCB 90		Solder	Crimp	Screw In	Push In	IDC									
•				•					•	•	•	(2)		•	UL2238, UL50e	**R0:** IP68 (Unmated) **OC:** IP68 (Mated) **FI:** IP68 (Mated)	◦ **R0:** -40°C - 105°C ◦ **OC:** -40°C - 105°C ◦ **FI:** -40°C - 105°C
•	•		•	•		•	•		•		•	(1)	•	•	NMEA 2000	**R0:** IP68 (Unmated) **RW:** IP68 (Unmated) **OC:** IP68 (Mated) **FI:** IP67 (Mated)	◦ **R0:** -40°C - 105°C ◦ **RW:** -20°C - 85°C ◦ **OC:** -20°C - 85°C ◦ **FI:** -40°C - 105°C
•	•					•	•		•		94-HB	(1)	•	•	NMEA 2000		
•	•		•	•	•	•			•		•	(1)		•		**R0:** IP68 (Unmated) **RW:** IP68 (Unmated) **OC:** IP68 (Mated) **FI:** IP67 (Mated)	◦ **R0:** -40°C - 105°C ◦ **OC:** -40°C - 105°C ◦ **FI:** -40°C - 105°C
•				•					•	•	94-HB	(1)	•	•		**R0:** IP68 (Unmated) **OC:** IP68 (Mated) **FI:** IP68 (Mated)	◦ **R0**: -40°C - 105°C ◦ **RW:** -20°C - 85°C ◦ **OC:** -20°C - 85°C ◦ **FI:** -40°C - 105°C

RRODUCT SELECTION GUIDE

Other IO (RJ45, USB, D-Sub, SSL, HDMI, DVI)

	Mating Style					Materials	No. of Contacs	Gold Plated	Operating Voltage (AC/DC)	Nominal Current	Applicable Wires (AWG)	Mating Cycles (Pin Contact)	High Speed	
	2 Points Lock	3 Points Lock	Push Lock	Screw Thread	Others								Cat. 5e	Cat. 6A
RJ45 Series														
Middle		•		•		B	8		44-57V (DC)	Max. 1.5A	24	750	•	•
Large / I-Adaptor	•	•		•		P	8		44-57V (DC)	Max. 1.5A	24	750	•	
ODVA	•					P	8		44-57V (DC)	Max. 1.5A	24	750	•	
Self-Closing Cover						P	8		44-57V (DC)	Max. 1.5A		750	•	•
USB Series														
Mini USB Type B				•		P		•	30V	1.5A	28*1P + 28*3C	5,000		
Type A	•			•		B		•	30V	USB 2.0: 1.5A USB 3.2Gen1:	28*1P + 24*2C	1,500		
Type B	•			•		B		•	30V	USB 2.0: 1.5A	28*1P + 24*2C	1,500		
Micro USB Swift						M		•	30V (AC) 5V (DC)	1 & 5 Pin: 1.8A 2, 3 & 4 Pin: 1A		10,000		
Micro USB Swift-MU					Snap-in	P		•	30V (AC) 5V (DC)	1 & 5 Pin: 1.8A 2, 3 & 4 Pin: 1A	28	10,000		
Type C Swift-LP						M		•	30V (DC)	Up To 5A	32*1P + 24*1C + 28*1D	10,000		
Type C Swift-LA					Snap-in	P		•	30V (DC)	Up To 3A	32*1P + 24*1C + 28*1D	10,000		
Type C Swift-GG				•		B		•	30V (DC)	Up To 5A	32*1P + 24*1C + 28*1D	10,000		
Type C Swift-XL			•			P		•	30V (DC)	Up To 3A	32*1P + 24*1C + 28*1D	10,000		
D-SUB Series														
Standard				•	Automated Latch	M	9, 15, 25, 37, 50*	•	125V (DC)	5A	24	500		
High Density				•	Automated Latch	M	15, 26, 44, 62*, 78*	•	125V (DC)	2A	26	500		
SSL Series														
SSL1.1			•			P	2-6	•	100V	3A	22	100		
SSL1.2			•			P	2-4	•	250V	5A	22-18	30		
SSL1.3						P	1	•	500V	5A		10		
SSL2.1						P	2	•	600V	12A		20		
SSL2.3						P	2	•	500V	3A		100		
HDMI Series														
Circular				•		P	19	•	30V (AC)	0.5A	26	500		
Rectangular			•		With Latch	P	19	•	30V (AC)	0.5A	26	500		
Mini-HDMI				•		P	19	•	30V (AC)	0.5A	30	500		
DVI Series														
DDD						M	25	•	40V (AC)	1.5A	28	100		
DDS						M	19	•	40V (AC)	1.5A	28	100		
DID						M	29	•	40V (AC)	1.5A	28	100		
DIS						M	23	•	40V (AC)	1.5A	28	100		

Remarks:
Materials: **P** (Plastic), **M** (Metal), **B** (Both)
Assemble Style: **R0** (Receptacle), **RW** (Receptacle With Wires), **RP** (Receptacle With Pigtail), **RC** (Receptacle With Overmolded Cable), **OC** (Overmolded With Cables), **FI** (Field Installable)
Vibration: **(1)** 10-500 Hz @Ampliture 0.35mm; **(2)** 10-55Hz @Amplitude 1.52mm
Operation Temperature & IP Rating: **R0** (Receptacle), **RW** (Receptacle With Wires), **OC** (Overmolded With Cables), **FI** (Field Installable)

RRODUCT SELECTION GUIDE

High Speed			Salt Spray (Connector, Mated)	R0	RW	RP	OC	FI	UV Resistant	UL 94V-0	Vibration	EMI Option	ROHS 2.0 & REACH	Standard / Compliant / Certifications	Operating Temperature & IP Rating
USB 2.0	USB 3.2 Gen1	USB 3.2 Gen2													
			48h	PCB 90 & 180, Jack 90 & 180		•	•	•	•	•	(2)	•	•	TIA/EIA-568, IEC 60603-7	◦ **R0:** -40°C - 105°C, IP67 (Unmated) ◦ **RP:** -20°C - 85°C, IP67 (Unmated) ◦ **OC:** -20°C - 85°C, IP67P (Mated) ◦ **FI:** -40°C - 105°C, IP67 (Mated)
			48h	PCB180, Jack 90 & 180		•	•	•	•	•	(2)	•	•	TIA/EIA-568, IEC 60603-7	
			48h	Jack 180		•	•	•	•	•	(2)	•	•	TIA/EIA-568, IEC 60603-7	
			48h	•					•	•	(2)	•	•	TIA/EIA-568, IEC 60603-7	-40°C - 105°C, IP67 (Unmated)
•			48h	•	•		•	•		94V-HB	(2)	•	•		◦ **R0:** -40°C - 105°C, IP67 (Unmated) ◦ **RW:** -20°C - 85°C, IP67 (Unmated) ◦ **OC:** -20°C - 85°C, IP67P (Mated) ◦ **FI:** -40°C - 105°C, IP67 (Mated)
•	•		48h	Type 1 & 2, Jack, PCB 180	•		•	Solder		•	(2)	•	•		
•			48h	Type 1 & 2, Jack, PCB 180	•		•	Solder		•	(2)	•	•		
•			48h	•						•	(2)	•	•		-30°C - 80°C, IP67/IP68 (Unmated)
•			48h				•			•	(2)	•	•		-40°C - 80°C, IP67 (Mated)
		•	48h	•						•	(2)	•	•		-40°C - 85°C, IP67 (Unmated)
•	•		48h	•			•			•	(2)	•	•		◦ **R0:** -40°C - 85°C, IP68 (Unmated) ◦ **OC:** -20°C - 85°C, IP67 (Mated)
	•	•	48h	•			•			•	(2)	•	•		◦ **R0:** -40°C - 85°C, IP67 (Unmated) ◦ **OC:** -20°C - 85°C, IP67 (Mated)
	•		48h				•			•	(2)	•	•		◦ **OC:** -20°C - 85°C, IP68 (Mated)
			8h	Solder, PCB 90& 180			•	Solder, Crimp			(2)	•	•		◦ **R0:** -40°C - 105°C, IP68 (Unmated) ◦ **OC:** -20°C - 85°C, IP67P (Mated) ◦ **FI:** -40°C - 105°C, IP67 (Mated)
			8h	Solder, PCB 90& 180			•	Solder, Crimp			(2)	•	•		
				•			•			•	(2)		•	CSA C22.2, UL1977	-40°C - 105°C, Non-IP
				•			•	•	•	•	(2)		•	CSA C22.2, UL1977, cUL UL2238+UL50e	-40°C - 105°C, IP68 (Mated)
				•						•	(2)		•	CSA, UL1977	-40°C - 105°C, Non-IP
				•						•	(2)		•	CSA, UL1977	-40°C - 105°C, Non-IP
										•	(2)		•		-40°C - 105°C, Non-IP
			48h	•			•			94V-HB	(2)	•	•		◦ **R0:** -20°C - 85°C, IP67 (Unmated) ◦ **OC:** -20°C - 85°C, IP67P (Mated)
			48h	•			•			94V-1	(2)	•	•		
			48h	•			•			•	(2)	•	•		
			8h	•			•				(2)		•		◦ **R0:** -40°C - 105°C, IP68 (Unmated) ◦ **OC:** -20°C - 85°C, IP67P (Mated)
			8h	•			•				(2)		•		
			8h	•			•				(2)		•		
			8h	•			•				(2)		•		

RRODUCT SELECTION GUIDE

Other IO (Fiber, ZConnect, RF)

	Mating Style					Materials	No. of Contacs	Gold Plated	Operating Voltage (AC/DC)	Nominal Current	Applicable Wires (AWG)	Mating Cycles (Pin Contact)	High Speed	
	2 Points Lock	3 Points Lock	Push Lock	Screw Thread	Others								Cat. 5e	Cat. 6A
Fiber Optic Series														
LC		•												
SC		•												
ZConnect Series														
FPC / FFC / WTB					Quick Plug	B	40, 36, 20, 18, 12	•	120V	1A		10		
RF Series														
SMA Type				•		M	1	•	335 Volts RMS At Sea Level		1.13mm, 1.32mm, 1.37mm, RG178	500		
N Type				•		M	1	•	1,000 Volts RMS At Sea Level		1.13mm, 1.32mm, 1.37mm, RG142, RG178, G58 A/U	500		

Other (Cable Joiner, Cable Gland, Protective Vent, LED)

	Mating Style		Materials	No. of Contacs	Contacts				Operating Voltage (AC/DC)	Nominal Current	Applicable Wires (AWG)	Salt Spray (Connector, Mated)	Receptacle
	Push Lock With Latch	Screw Thread			Gold Plated	Nickel Plated	Thermo plastic	SUS316L					
Cable Joiner Series													
M20		•	P	None, 4	•					10A	22-16		
M32	•		P	None, 4	•					15A-30A	16-10		
FICX I Tube (11)		•	P	2-5		•			450V (Non-UL) 600V (UL)	10A-30A	20-12		
FICX I Tube (12)		•	P	2-5		•			450V (Non-UL) 600V (UL)	8A-20A	18-12		
FICX XI Tube (13)		•	P	2-5		•			450V (Non-UL) 600V (UL)	8A-20A	18-12		
FICX T Tube (T2)		•	P	2-5		•			450V (Non-UL) 600V (UL)	10A-20A	20-12		
Cable Gland Series													
Cable Gland		•	B										•
Protective Vent													
M6 Plastic		•	P				•					1,000h	•
M12 Snap-in		•	P				•					1,000h	•
M12 Stainless		•	M					•				1,000h	•
M12 Plastic		•	P				•					1,000h	•
M12 Metal		•	M			•						48h	•
LED Light Guide													
Ø3mm			B				•		4V				•
Ø5mm			M				•		4V				•

Remarks:
Materials: **P** (Plastic), **M** (Metal), **B** (Both)
Assemble Style: **R0** (Receptacle), **RW** (Receptacle With Wires), **RP** (Receptacle With Pigtail), **RC** (Receptacle With Overmolded Cable), **OC** (Overmolded With Cables), **FI** (Field Installable)
Vibration: **(1)** 10-500 Hz @Ampliture 0.35mm; **(2)** 10-55Hz @Amplitude 1.52mm
Operation Temperature & IP Rating: **R0** (Receptacle), **RW** (Receptacle With Wires), **OC** (Overmolded With Cables), **FI** (Field Installable)

RRODUCT SELECTION GUIDE

High Speed			Salt Spray (Connector, Mated)	R0	RW	RP	OC	FI	UV Resistant	UL 94V-0	Vibration	EMI Option	ROHS 2.0 & REACH	Standard / Compliant / Certifications	Operating Temperature & IP Rating
USB 2.0	USB 3.2 Gen1	USB 3.2 Gen2													
			48h	•				•	•	•			•		-40°C - 105°C, IP67 (Mated)
			48h	•				•	•	•			•		-40°C - 105°C, IP67 (Mated)
			48h							•			•		-40°C - 110°C, Non-IP
			48h	•								•	•	MIL-C-39012	-40°C - 105°C, IP68 (Unmated)
			48h	•								•	•	MIL-C-39012	-40°C - 105°C, IP68 (Unmated)

Field Installable	UV Resistant	UL 94V-0	Vibration	ROHS 2.0 & REACH	Certifications	IP Rating	Operating Temperature
•	•	94V-2		•		IP67	-40°C - 105°C
•	•	•		•	UL6703A	IP67	-40°C - 105°C
•	•	•		•	CSA, UL2238, UL50e	IP68 (Mated)	-40°C - 105°C
•	•	•		•	CSA, UL2238, UL50e	IP68 (Mated)	-40°C - 105°C
•	•	•		•	CSA, UL2238, UL50e	IP68 (Mated)	-40°C - 105°C
•	•	•		•	CSA, UL2238, UL50e	IP68 (Mated)	-40°C - 105°C
•		94V-0 94V-2	(2)	•		IP67 (Mated) IP68 (Mated)	◦ **R0:** -20°C - 105°C ◦ **FI:** -20°C - 105°C
	•	•		•		IP66, IP68	-40°C - 125°C
	•	•		•		IP68, IP69K	-40°C - 125°C
	•	•		•		IP68, IP69K	-40°C - 125°C
	•	•		•		IP68, IP69K	-40°C - 125°C
	•	•		•		IP68, IP69K	-40°C - 125°C
						IP67	◦ **Red & Green:** -30°C - 80°C ◦ **Others:** -40°C - 80°C
						IP67	◦ **Red & Green:** -30°C - 80°C ◦ **Others:** -40°C - 80°C

Served Markets & Applications

Applications	Ceres	X-Lok	M series	FLOS & FLOS+	Power	RBL	Deep Tronica	HS-Lok	NMEA 2000	7/8" Mini	Heavy Duty Shielded	RJ45	USB	SSL	HDMI	DVI	Fiber Optics	Zconnect	RF	Cable Joiner	Cable Gland	Vent	LED Light Guide	D-Sub
LED Lighting																								
Architectural Lighting	•	•	•		•	•		•		•		•		•				•		•	•	•		
Outdoor LED Displays	•	•	•	•	•	•				•		•		•				•		•	•	•		
Outdoor Signage	•	•			•	•				•		•		•				•		•	•	•		
Entertainment Lighting & Systems	•	•			•	•		•		•		•		•				•		•	•	•		
Smart City, Street Lighting	•	•			•	•				•		•		•				•		•	•	•		
Tunnel Lighting	•	•	•		•	•				•		•		•				•		•	•	•		
Parking Lighting	•	•			•	•		•		•		•		•				•		•	•	•		
Cruise & Shipyards Lighting	•	•	•		•	•		•	•	•		•		•				•		•	•	•		
High Speed Train & EV Bus	•	•			•	•		•		•	•	•		•				•			•	•		
Commercial Lighting	•	•	•		•	•		•		•		•		•				•		•	•	•		
Refrigeration Lighting	•	•	•		•	•		•		•		•		•				•			•	•		
Horticulture Lighting	•	•	•		•	•				•		•		•				•		•	•	•		
Warehouse Lighting	•	•			•	•				•		•		•				•		•	•	•		
Emergency Lighting	•	•	•		•	•		•		•		•		•				•		•	•	•		
UV and Sanitary Lighting	•	•	•		•	•		•		•		•		•				•		•	•	•		
Li-Fi	•	•			•	•						•		•				•	•	•	•	•		
Hospital Surgical Lighting & Room	•	•	•		•	•		•		•		•		•				•		•	•	•		
ATEX Lighting	•	•			•	•		•						•				•						
Underwater / Submerged Lighting	•	•			•	•								•				•				•		
Marine																								
Multi-FunctionDisplay	•	•	•	•	•	•			•	•	•	•	•		•	•		•	•			•	•	•
Outboard Motors	•	•	•		•	•			•	•	•							•			•			
Bilge Pump	•	•	•		•	•			•	•	•							•			•			
Heater	•	•	•		•	•		•	•	•	•	•						•		•	•	•		
HVAC (Heating Ventilation Air Conditioning)	•	•	•		•	•		•	•	•	•	•						•		•	•	•		
Fridge	•	•	•		•	•		•	•	•	•							•						
Docking System	•	•	•		•	•	•		•	•	•							•			•			
Windlass	•	•	•		•	•			•	•	•							•			•			
Sensors	•	•	•		•	•			•	•	•							•						
RADAR	•	•	•		•	•		•	•	•	•	•	•					•	•					
Antenna			•					•	•	•	•							•	•					
USB Charger	•	•	•		•	•		•	•	•	•		•					•		•				
Audio System	•	•	•		•	•		•	•	•	•	•	•		•			•		•	•	•		
Lighting System	•	•	•		•	•		•	•	•	•	•	•	•	•			•		•	•	•		•
CCTV	•	•	•		•	•		•	•	•	•	•	•		•	•		•						
Power Controller	•	•	•		•	•			•	•	•							•		•	•	•		•
Autopilot System	•	•	•		•	•			•	•	•				•	•		•	•			•		•
Automatic Identification System	•	•	•		•	•		•	•	•	•	•			•	•		•	•			•		•
GPS, Beacon & Lifebuoy	•	•	•		•	•		•	•	•	•	•	•					•	•					
Sonar / Transducer	•	•	•						•									•						
Fish-Finders	•	•	•						•	•	•	•	•					•						
Chartplotter	•	•	•						•	•	•	•	•		•	•		•						•
Sailing Instruments	•	•	•						•	•	•	•	•		•	•		•				•		•
Shipyards & Cruise	•	•	•						•	•	•	•	•		•	•		•				•		•
Drilling Systems							•																	
Seaport							•																	
Submarine							•																	
ROVs							•																	
Marine Renewable Energy							•																	
ROTV							•																	
Buoys							•																	
Underwater Vehicles							•																	
Underwater Equipment							•																	
Diving							•																	
Broadband Wireless Access																								
General Small Cells	•	•	•		•	•		•		•	•	•	•				•	•	•	•	•	•	•	•
RRH (Remote Radio Head)	•	•	•		•	•		•		•	•	•	•				•	•	•	•	•	•		
Wireless Mobile Backhaul	•	•	•		•	•		•		•	•	•	•				•	•	•	•	•	•		
High Capacity Mobile Subscriber Unit	•	•	•		•	•		•		•	•	•	•				•	•	•	•	•	•	•	
Outdoor Base Station Unit	•	•	•		•	•		•		•	•	•	•				•	•	•	•	•	•	•	
Outdoor LTE	•	•			•	•		•		•	•	•						•	•	•	•	•	•	
Outdoor AP	•	•	•		•	•		•		•	•	•	•				•	•	•	•	•	•		•
Subscriber Station	•	•			•	•		•		•	•	•					•	•	•	•	•	•	•	
Outdoor Wireless Mesh Router	•	•	•		•	•		•		•	•	•	•				•	•	•	•	•	•		
Base Station Power Supply	•	•		•	•	•		•		•	•							•	•	•	•	•	•	
Communication System															•			•						
Outdoor Wireless Mesh Router	•	•			•	•		•		•	•	•	•				•	•	•	•	•	•	•	

Served Markets & Applications

Applications	Ceres	X-Lok	M series	FLOS & FLOS+	Power	RBL	Deep Tronica	HS-Lok	NMEA 2000	7/8" Mini	Heavy Duty Shielded	RJ45	USB	SSL	HDMI	DVI	Fiber Optics	Zconnect	RF	Cable Joiner	Cable Gland	Vent	LED Light Guide	D-Sub
Industrial Automation																								
Robotic Arm			•	•				•		•	•							•						
Industrial Server / Network	•	•	•	•	•			•		•	•	•	•		•	•	•	•	•			•	•	•
Industrial Forklifts (Truck)	•	•	•	•	•	•		•		•	•	•	•		•	•		•			•	•		•
AVI (Automatic visual inspection)	•	•	•	•				•		•	•							•						
Data Communication System	•	•	•	•	•			•		•	•	•	•		•	•		•	•			•	•	•
Industrial Control Center	•	•	•	•	•			•		•	•	•	•		•	•		•				•	•	•
Packaging Center	•	•	•	•				•		•	•							•						
Conveyors	•	•	•	•				•		•	•							•						
Sensors			•							•	•							•						
Power Distribution	•	•	•	•	•					•	•							•						
Actuators	•	•	•							•	•							•						
Motor Drives	•	•	•		•	•				•	•							•						
Industrial PC & Displays	•	•	•	•	•			•		•	•	•	•		•	•		•	•			•	•	•
Machine Tools	•	•	•	•	•					•	•							•						
Switches		•	•							•	•	•	•					•						•
Production Equipment	•	•	•	•	•	•		•		•	•	•	•					•				•	•	•
Renewable Energy																								
PV / DC Inverter	•	•	•		•	•				•	•	•						•		•	•	•	•	
Micro Inverter																		•			•	•	•	
CSP & CPV	•	•	•		•	•				•	•							•			•	•	•	
Heliostat	•	•	•		•	•				•	•							•			•	•	•	
PV Trackers	•	•	•		•	•				•	•							•			•	•	•	
PV ICS (Integrated Control Systems)					•	•				•	•	•						•			•		•	
Portable Energy	•	•	•		•	•		•		•	•	•	•					•						
Communication System	•	•	•	•	•	•				•	•	•	•		•	•	•	•	•		•	•	•	•
PDC (Power Distribution Control)	•	•	•	•	•	•				•	•	•						•	•		•	•	•	•
Wind Turbine	•	•	•	•	•	•				•	•	•						•			•	•	•	•
Energy Storage System	•	•	•		•	•				•	•	•						•			•	•	•	
Tidal Power Generation System	•	•	•	•	•	•				•		•						•			•	•		•
Heavy Equipment																								
Electronic Toll System	•	•	•	•	•	•		•		•	•	•	•		•	•		•	•		•	•		•
Automotive Diagnotics	•	•	•	•	•			•		•	•	•	•	•	•	•		•	•				•	•
Agriculture Electronic Equipment	•	•	•	•	•	•		•		•	•	•	•		•	•		•	•		•	•		•
Lidar & Radar	•	•	•	•						•	•	•	•		•	•		•						
ADAS (Advanced Driver Assistance Systems)	•	•	•	•	•	•		•		•	•	•	•		•	•		•	•		•	•		•
Telematics & Tracking	•	•	•		•	•		•		•	•	•	•		•	•		•	•	•	•	•	•	•
Camera & Monitoring	•	•	•	•	•	•		•		•	•	•	•		•	•		•	•		•	•		•
Control System	•	•	•	•	•	•		•		•	•	•	•		•	•		•	•		•	•		•
Display	•	•	•	•	•	•		•		•	•	•	•		•	•		•	•		•	•		•
GPS System	•	•	•	•	•	•		•		•	•	•	•					•	•		•	•		
Lighting	•	•	•		•	•				•	•			•				•		•	•			
Measurement Systems	•	•	•	•	•	•		•		•	•	•	•		•	•		•	•		•	•		•
Sensors		•	•	•				•		•	•							•						
Automated Meter Reading																								
Water Meter	•	•	•	•				•				•	•					•	•		•	•	•	
Electricity Meter	•	•	•	•				•				•	•					•	•		•	•	•	
Gas Meter	•	•	•	•				•				•	•					•	•		•	•	•	
Alarm System	•	•	•	•				•				•	•					•	•		•	•	•	
Military Drone	•	•	•	•				•										•	•		•	•	•	
Vehicle Tracking	•	•	•	•				•				•	•					•	•		•	•	•	
Telemetry	•	•	•	•				•				•	•					•	•		•	•	•	
Sewage	•	•	•	•	•	•		•				•	•					•	•		•	•	•	
Rugged IT																								
Telemetry		•	•	•				•				•						•	•		•	•		
Rugged & Military VR and AR		•	•	•				•					•					•	•		•			
Rugged Notebook				•								•	•		•	•		•	•					•
Night Vision Goggle			•	•				•					•					•						
Miniature Camera													•					•	•					
Rugged Tablet													•		•	•		•	•					
Communication Devices				•								•	•		•	•		•	•				•	•

Served Markets & Applications

Applications	Ceres	X-Lok	M series	FLOS & FLOS+	Power	RBL	Deep Tronica	HS-Lok	NMEA 2000	7/8" Mini	Heavy Duty Shielded	RJ45	USB	SSL	HDMI	DVI	Fiber Optics	Zconnect	RF	Cable Joiner	Cable Gland	Vent	LED Light Guide	D-Sub
Test Equipments																								
Air Flow Measurement	•	•	•	•	•	•		•		•	•	•	•					•	•			•		
Gas Detectors	•	•	•	•	•	•		•		•	•	•	•					•	•			•		
Precision Surveying	•	•	•	•	•	•		•		•	•	•	•		•	•		•	•			•		•
Earthquake Monitoring	•	•	•	•	•	•		•		•	•	•	•					•	•			•		
Humidity Measurement	•	•	•	•	•	•		•		•	•	•	•					•	•			•		
Leak Detectors	•	•	•	•	•	•		•		•	•	•	•					•	•			•		
Light Measuring	•	•	•	•	•	•		•		•	•	•	•					•	•			•		
Sound Measuring	•	•	•	•	•	•		•		•	•	•	•					•	•			•		
Water Measurement	•	•	•	•	•	•		•		•	•	•	•					•	•			•		
Weighing Devices	•	•	•	•	•	•		•		•	•	•	•					•	•		•	•		
Weigh Modules	•	•	•	•	•	•		•		•	•	•	•					•	•		•	•		
Heavy-duty Scales	•	•	•	•	•	•		•		•	•	•	•		•	•		•	•			•		•
Floor Scales	•	•	•	•	•	•		•		•	•	•	•		•	•		•	•			•		•
Wet Area Weighing	•	•	•	•	•	•		•		•	•	•	•					•	•			•		
Dosing Systems	•	•	•	•	•	•		•		•	•	•	•					•	•			•		
In-Motion Weighing	•	•	•	•	•	•		•		•	•	•	•					•	•			•		
Borescope	•	•	•	•				•		•	•	•	•					•	•			•		
Image Measurement	•	•	•	•	•	•		•		•	•	•	•					•	•			•		
Timers / Timer Display	•	•	•	•				•		•	•	•	•					•	•			•		
Laser Marking System	•	•	•	•	•	•		•		•	•	•	•					•	•			•		
Digital Microscopes	•	•	•	•				•		•	•	•	•					•	•			•		
Hybrid Electric Vehicles																								
Electric Wheelchair	•	•	•	•	•	•		•		•	•							•						
Electrical and Electronic Speed Control	•	•	•	•	•	•		•		•	•							•						
Electrical and Electronic Brake System	•	•	•	•	•	•		•		•	•							•						
Throttle Controller	•	•	•	•	•	•		•		•	•							•						
Battery Module	•	•	•		•					•	•	•	•	•				•			•	•		
Motor Module	•	•	•	•						•	•	•	•	•				•			•	•		
Gear Shift Module	•	•								•	•	•	•	•				•				•		
Controller Unit	•	•	•	•						•	•	•	•	•				•				•		
Charge Plug / Inlet	•	•			•					•	•	•	•	•				•				•		
Charging Station	•	•			•					•	•	•	•	•				•				•		
Home Charge Platform	•	•			•					•	•	•	•	•				•				•		
Hoverboard	•	•	•	•	•					•	•	•	•	•				•				•		
Electric Scooter	•	•	•	•	•	•		•		•	•							•			•			
Railway Mass Transit																								
Infotainment Systems	•	•	•	•	•	•		•		•	•	•	•		•	•		•			•	•	•	•
In-Vehicle Information System	•	•	•	•	•			•		•	•	•	•		•	•		•			•	•	•	•
Indication Display	•	•	•	•	•			•		•	•	•	•		•	•		•				•		•
Navigation/GPS	•	•	•					•		•	•	•	•		•	•		•	•					•
HVAC (Heating Ventilation Air Conditioning)	•	•	•	•	•			•		•	•	•						•						
Fuel Leakage Detector	•	•	•	•	•	•		•		•	•	•	•					•						
Broadcasting System	•	•	•	•	•			•		•	•	•	•					•			•			
Vehicle Monitoring	•	•	•	•	•			•		•	•	•	•		•	•		•				•		•
Cleaning Control	•	•	•	•		•		•		•	•	•	•					•						
Speedometer	•	•	•	•				•		•	•							•						
Interior Lighting	•	•	•	•	•			•		•	•	•	•	•				•				•		
Mobile Devices																								
DRC (Drone Remote Controller)	•	•	•	•				•					•					•	•					
Altimeter	•	•	•	•				•					•					•	•					
Barcode Reader	•	•	•	•				•					•					•						
GPS Safety Guard		•											•					•	•					
Portable Lamp	•	•						•					•					•						
Gesture Measurement	•	•						•					•					•						
Wearables													•					•	•					

Served Markets & Applications

Applications	Ceres	X-Lok	M series	FLOS & FLOS+	Power	RBL	Deep Tronica	HS-Lok	NMEA 2000	7/8" Mini	Heavy Duty Shielded	RJ45	USB	SSL	HDMI	DVI	Fiber Optics	Zconnect	RF	Cable Joiner	Cable Gland	Vent	LED Light Guide	D-Sub
Transportation																								
Vehicle Camera	•	•	•	•		•		•					•		•			•			•	•		
Switch			•									•	•					•						•
Dome Vehicle Camera	•	•	•			•												•						
RFID Reader																		•	•					
Bus GPS	•	•	•	•		•		•				•	•		•	•		•	•					
Displayer	•	•	•	•		•												•						
Outdoor Speaker	•	•	•	•		•												•						
Automotive Winches																		•						
Vehicle Charger	•	•	•			•												•						
Wifi Router												•						•						
Fleet Management	•	•	•	•		•												•						
Digital Video Surveillance System	•	•	•	•	•	•				•	•	•						•					•	
Medical Equipment																								
Medical Displays				•	•							•	•		•	•		•				•		•
Mobile Nursing Carts	•	•			•	•		•		•	•							•			•	•		
Non-invasive Devices	•	•		•	•	•		•		•	•	•	•		•	•		•			•	•		•
Electrical Beds	•	•	•		•	•				•	•							•			•	•		
Charges	•	•			•	•				•	•							•			•	•		
Wheelchair Lift	•	•			•	•				•	•							•			•	•		
Wheelchair Stair Lift	•	•			•	•				•	•							•			•	•		
Rehabilitation System	•	•			•	•				•	•							•			•	•		
Automotive Diagnostics																								
Auto Crash Notification	•	•	•	•	•	•		•		•	•	•	•					•	•					•
Vehicle Tracking	•	•	•		•	•		•		•	•		•					•	•			•		
Vehicle Health Alert & Roadside Assistance	•	•	•	•	•	•		•		•	•	•	•					•	•					•
Remote Vehicle Diagnostics	•	•	•	•	•	•		•		•	•	•	•	•	•	•		•	•			•	•	•
UAV																								
Commercial Drone	•	•	•	•	•	•		•		•	•	•	•		•	•		•	•		•	•	•	•
Military Drone	•	•	•	•	•	•		•		•	•	•	•		•	•		•	•		•	•	•	•
Consumer Drone	•	•	•	•	•	•		•		•	•	•	•		•	•		•	•		•	•	•	•
Lifts & Materials Handling																								
Forklift	•	•	•	•	•	•		•		•	•	•	•		•	•		•			•	•	•	•
Industrial Lift	•	•	•	•	•	•		•		•	•	•	•		•	•		•			•	•	•	•
Materials Handling	•	•	•	•	•	•		•		•	•	•	•		•	•		•			•	•	•	•
Remote Video Response Center																								
Encoders	•	•	•	•	•			•		•	•	•	•		•	•		•	•			•	•	•
Monitoring Station	•	•	•		•	•				•	•	•	•		•	•		•			•			•
CCTV/Dome/IP Camera	•	•	•	•	•			•		•	•	•	•		•	•		•	•	•	•	•	•	•
Remote Control	•	•			•			•				•	•					•			•			
Junction Box	•	•			•							•	•		•	•		•			•	•		•
Automatic LPRS (License Plate Recognition System)	•	•	•	•	•			•		•	•	•	•		•	•		•	•	•	•	•	•	•
Fingerprint ID													•					•						
Alarm System	•	•	•	•	•			•				•	•		•	•		•	•	•	•	•	•	•
Sensor			•															•						
Autonomous																								
GPS	•	•	•	•				•		•	•	•	•		•	•		•	•					
Lidar	•	•	•	•				•		•	•	•	•		•			•			•	•		
Radar Sensors	•	•	•	•				•		•	•							•	•					
Video Cameras	•	•	•	•				•		•	•		•		•			•			•	•		
Central Computer	•	•	•	•				•		•	•	•	•		•			•						
Inertial Measurement Unit	•	•	•	•				•		•	•							•			•			
Inertial Navigation Systems	•	•	•	•				•		•	•							•	•		•			
Commercial Military																								
Commercial Military				•														•						

DVI Markets / Applications

Marine

- AIS
- Autopilot System
- Chartplotter
- Ligting System
- Multi-Function Display
- Power Controller
- Sailing Instruments
- Shipyards & Cruise

Heavy Equipment

- Control System
- Display
- Electronic Toll System
- Measurement Systems
- Telematics & Tracking
- ADAS (Advanced Driver Assistance Systems)
- Agriculture Electronic Equipment
- Automotive Diagnotics
- Camera & Monitoring

Industrial Automation

- Communication System
- Industrial Control
- Industrial Forklifts
- Industrial Network
- Industrial PC & Displays
- Switches
- Production Equipment

Test Equipment

- Floor Scales
- Heavy-duty scales
- Precision surveying

Remote Video Response Center

- Alarm System
- CCTV / Dome / IP Camera
- Encoders
- Junction Box
- Monitoring Station
- Automatic LPRS (License Plate Recognition System)

Rugged IT

- Communication Devices
- Rugged Notebook

Renewable Energy

- Communication System
- PDC (Power Distribution Control)
- Tidal Power Generation System
- Wind Turbine

Medical

- Medical Displays
- Non-invasive Devices

Railway Mass Transit

- Infortainment Systems
- In-Vehicle Information
- Navigation / GPS
- Vehicle Monitoring
- Indication Display

UAV

- Commercial Drone
- Military Drone
- Consumer Drone

Automotive Diagnostics

- Auto Crash Notification
- Remote Vehicle Diagnostics
- Vehicle Health Alert & Roadside Assistance

Transportation

- Switch

Wireless

- General Small Cells
- Outdoor AP

Lifts & Materials Handling

- Forklift
- Industrial Lift
- Materials Handling

Product Range Overview

Sub-Series Name	Standard	High Density
Mating Style	Screw Thread & Automated Latch	Screw Thread & Automated Latch
Metal Version	✓	✓
No. of Contacts	9, 15, 25, 37, 50*	15, 26, 44, 62*, 78*
Contacts Plating	Gold Plated	Gold Plated
Operating Voltage (AC/DC)	125V (DC)	125V (DC)
Nominal Current	5A	2A
Operating Temperature	Receptacle: -40°C ~ 105°C Overmolded With Cable: -20°C ~ 85°C Field Serviceable/Installable: -40°C ~ 105°C	
Fasten Style	Front	Front
Receptacle	✓	✓
Overmolded Cable	✓	✓
Field Serviceable/Installable	✓	✓
Applicable Wire Gauge	24AWG ($0.25mm^2$)	26AWG ($0.14mm^2$)
Mating Cycles (Pin Contact)	500 Cycles	500 Cycles
IP Rating	Receptacle: IP68 (Unmated, 1M / 24h) Overmolded With Cable, Field Serviceable/Installable: IP67 (Mated)	
Salt Spray (Connector, Mated)	8h	8h
Vibration Resistant	Frequency range 10 ~ 55Hz, Amplitude 1.52mm	
EMI Option	✓	✓
ROHS 2.0 Compliant	✓	✓
REACH Compliant	✓	✓
Accessories	✓	✓

Receptacle

>> With Board Lock

- Straight (A)
- Right Angle (B)

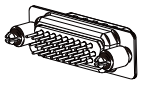

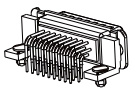

>> Without Board Lock

- Straight (L)
- Right Angle (R)

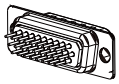

Assemble Style

>> Receptacle

- Solder (S)
  - Solder Contact



- PCB Type (P)
  - 90° PCB

  - 180° PCB

>> Field Serviceable/Installable

- Solder (A)
  - Solder Contact



- Crimp Type (C)

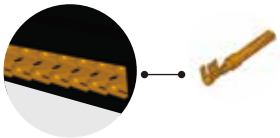

*Selective Gold at mating area

Contact Configuration

Standard D-SUB (5A)

9 Pin			15 Pin			25 Pin			37 Pin		50 Pin*	
												
R	F	C	R	F	C	R	F	C	R	F	R	F

Hight Density D-SUB (2A)

15 Pin			26 Pin			44 Pin			62 Pin*		78 Pin*	
R	F	C	R	F	C	R	F	C	R	F	R	F

R: Receptacle F: Field Serviceable/Installable C: Overmolded With Cable
*Upon Request

Product Range Overview

Receptacle to Overmolded with Cable, Field Serviceable/Installable

Receptacle

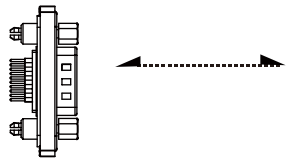

Overmolded With Cable

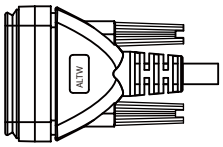

Field Serviceable/Installable

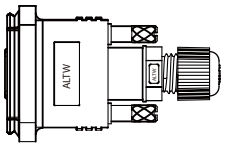

In-Line

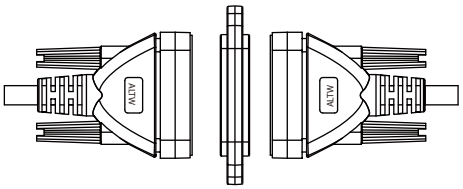

Joint See page 14-7

Automated Latch

Field Serviceable/Installable

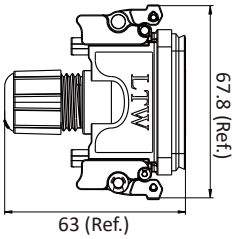

Receptacle

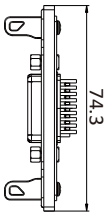

Packing for Crimp Contacts

10k pcs / Reel

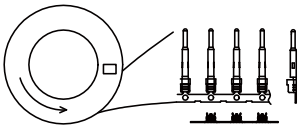

Receptacle - Screw Threaded

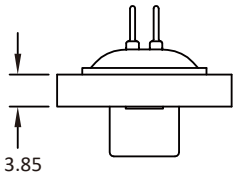

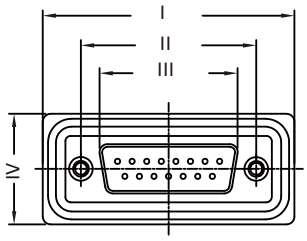

Maximum Panel Thickness: 2mm
(Unit: mm)

Nominal Current \ Dimension			I	II	III		IV
Connector	Nominal Current	No of Contacts	Female / Male		Female	Male	Female / Male
Standard D-SUB	5A	09	39.4	25	16.3	16.9	21.0
		15	47.8	33.3	24.7	25.3	21.0
		25	64.5	47.0	38.4	39.0	21.0
		37	78.4	63.5	54.8	55.4	21.3
		50	75.9	61.0	52.2	52.8	23.9
High Density D-SUB	2A	15	39.4	25.0	16.3	16.9	21.0
		26	47.8	33.3	24.7	25.3	21.0
		44	64.5	47.0	38.4	39.0	21.0
		62	78.4	63.5	54.8	55.4	21.3
		78	75.9	61.1	52.2	52.8	23.9

Overmolded with Cable

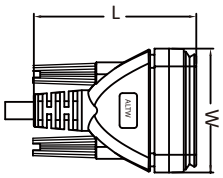

With Strain Relief / Straight

Size	No. of Contacts	L		W	
		Female	Male	Female	Male
Standard (5A)	9	55.9		42.4	
	15	53.5		50.6	
	25	60		64.5	
	37	69.3		81.1	
	50	71.8		79.3	
High-Density (2A)	15	55.9		42.4	
	26	53.5		50.6	
	44	60		64.5	
	62	69.3		81.1	
	78	71.8		79.3	

Field Serviceable /Installable

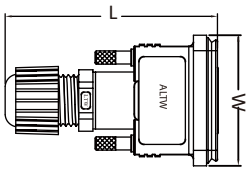

Without Strain Relief / Straight

Size	No. of Contacts	L		W	
		Female	Male	Female	Male
Standard (5A)	9	66.8		42.8	
	15	63		50.7	
		81.6		50.6	
	25	91.9		64.4	
High-Density (2A)	15	66.8		42.8	
	26	63		50.7	
		81.6		50.6	
	44	91.9		64.4	

D-Sub Screw Threaded

No of Contacts		9		15	
Rated Voltage (AC/DC)		125V (DC)		125V (DC)	
Nominal Current		5A		2A	
Connector/Contact Gender **MM**: Male Connector Male Contact **FF**: Female Connector Female Contact		MM	FF	MM	FF
Receptacle, **FRONT** Fastened Screw, With Board Lock Screw L=5.0 For Panel Thickness Under 1.2mm, Screw L=6.0 For Panel Thickness Between 1.2 ~ 2.0mm					
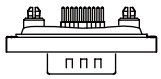	PCB Type, Straight IP67 (Unmated)	SDB-09P**MM**P-SA7001	SDB-09P**FF**P-SA7001	HDB-15P**MM**P-SA7001	HDB-15P**FF**P-SA7001
	PCB Type, Straight IP68 (Unmated)	SDB-09P**MM**P-SA8001	SDB-09P**FF**P-SA8001	HDB-15P**MM**P-SA8001	HDB-15P**FF**P-SA8001
Receptacle, **FRONT** Fastened Screw, With Board Lock Screw L=5.0 For Panel Thickness Under 1.2mm, Screw L=6.0 For Panel Thickness Between 1.2 ~ 2.0mm					
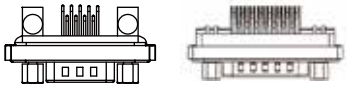 **(002)**	PCB Type, Right Angle IP68 (Unmated)	SDB-09P**MM**P-SB8001	SDB-09P**FF**P-SB8001	HDB-15P**MM**P-SB8001	HDB-15P**FF**P-SB8001
Receptacle, **FRONT** Fastened Screw, Without Board Lock Screw L=5.0 For Panel Thickness Under 1.2mm, Screw L=6.0 For Panel Thickness Between 1.2 ~ 2.0mm					
	Solder Type, Straight IP67 (Unmated)	SDB-09P**MM**S-SL7001	SDB-09P**FF**S-SL7001	HDB-15P**MM**S-SL7001	HDB-15P**FF**S-SL7001
	Solder Type, Straight IP68 (Unmated)	SDB-09P**MM**S-SL8001	SDB-09P**FF**S-SL8001	HDB-09P**MM**S-SL8001	HDB-09P**FF**S-SL8001
	PCB Type, Straight IP67 (Unmated)	SDB-09P**MM**P-SL7001	SDB-09P**FF**P-SL7001	HDB-09P**MM**P-SL7001	HDB-09P**FF**P-SL7001
	PCB Type, Straight IP68 (Unmated)	SDB-09P**MM**P-SL8001	SDB-09P**FF**P-SL8001	HDB-15P**MM**P-SL8001	HDB-15P**FF**P-SL8001
Receptacle, **FRONT** Fastened Screw, Without Board Lock Screw L=5.0 For Panel Thickness Under 1.2mm, Screw L=6.0 For Panel Thickness Between 1.2 ~ 2.0mm					
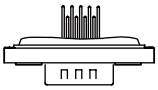	PCB Type, Right Angle IP67 (Unmated)	SDB-09P**MM**P-SR7001	SDB-09P**FF**P-SR7001	HDB-15P**MM**P-SR7001	HDB-15P**FF**P-SR7001
	PCB Type, Right Angle IP68 (Unmated)	SDB-09P**MM**P-SR8001	SDB-09P**FF**P-SR8001	HDB-15P**MM**P-SR8001	HDB-15P**FF**P-SR8001
STRAIGHT, Overmolded Cable Assembly, Free Cable End, Without Board Lock, With Strain Relief, IP67 (Mated) 10 Cable Length: (01) 1M ~ (99) 99M [1]					
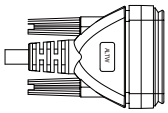	UL2464, PVC Jacket	SDB-09A**MM**M-SL7A10	SDB-09A**FF**M-SL7A10	HDB-15A**MM**M-SL7A10	HDB-15A**FF**M-SL7A10
STRAIGHT-TO-**STRAIGHT**, Overmolded Double-Ended Cable Assembly, Without Board Lock, With Strain Relief, IP67 (Mated) 10 Cable Length: (A05) 0.5M, (001) 1M ~ (099) 99M [1] | Connector / Contact Gender: **(M)** MM, **(F)** FF					
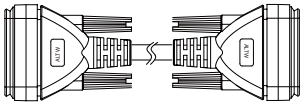	UL2464, PVC Jacket	SDB09**M**L-SDB**M**L-SA10	SDB09**F**L-SDB**F**L-SA10	HDB15**M**L-HDB**M**L-SA10	HDB15**F**L-HDB**F**L-SA10
Field Serviceable/Installable, **STRAIGHT**, Without Board Lock, Without Strain Relief, IP67 (Mated) Sealing Nut Torque Value: 3 ~ 5 kgf.cm | Recommended Cable O.D.: 3.5 ~ 7.0mm | Solder Type: (2A) 28 ~ 24AWG (0.08 ~ 0.25mm^2), (5A) 26 ~ 22AWG					
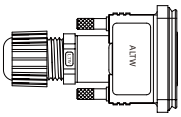	Solder Type	SDB-09B**MM**A-SL7001	SDB-09B**FF**A-SL7001	HDB-15B**MM**A-SL7001	HDB-15B**FF**A-SL7001
	Crimp Type	SDB-09B**MM**C-SL7001	SDB-09B**FF**C-SL7001	HDB-15B**MM**C-SL7001*	HDB-15B**FF**C-SL7001*

*** Upon Request**

[1] Standard Lengths: 1M, 2M, 3M, 5M and 10M. Higher MOQ Might Be Required For Non-Standard Lengths

D-Sub Screw Threaded

15		25		26		37		
125V (DC)		125V (DC)		125V (DC)		125V (DC)		
5A		5A		2A		5A		
MM	FF	MM	FF	MM	FF	MM	FF	
								Mating
SDB-15PMMP-SA7001	SDB-15PFFP-SA7001	SDB-25PMMP-SA7001	SDB-25PFFP-SA7001	HDB-25PMMP-SA7001	HDB-25PFFP-SA7001	SDB-37PMMP-SA7001	SDB-37PFFP-SA7001	
SDB-15PMMP-SA8001	SDB-15PFFP-SA8001	SDB-25PMMP-SA8001	SDB-25PFFP-SA8001	HDB-26PMMP-SA8001	HDB-26PFFP-SA8001	-	-	
SDB-15PMMP-SB8001 SDB-15PMMP-SB8002	SDB-15PFFP-SB8001	SDB-25PMMP-SB8001	SDB-25PFFP-SB8001	HDB-26PMMP-SB8001	HDB-26PFFP-SB8001	SDB-37PMMP-SB8001	SDB-37PFFP-SB8001	
SDB-15PMMS-SL7001	SDB-15PFFS-SL7001	SDB-25PMMS-SL7001	SDB-25PFFS-SL7001	HDB-26PMMS-SL7001	HDB-26PFFS-SL7001	SDB-37PMMS-SL7001	SDB-37PFFS-SL7001	
SDB-15PMMS-SL8001	SDB-15PFFS-SL8001	SDB-25PMMS-SL8001	SDB-25PFFS-SL8001	HDB-26PMMS-SL8001	HDB-26PFFS-SL8001	SDB-37PMMS-SL8001	SDB-37PFFS-SL8001	
SDB-15PMMP-SL7001	SDB-15PFFP-SL7001	SDB-25PMMP-SL7001	SDB-25PFFP-SL7001	HDB-26PMMP-SL7001	HDB-26PFFP-SL7001	SDB-37PMMP-SL7001	SDB-37PFFP-SL7001	
SDB-15PMMP-SL8001	SDB-15PFFP-SL8001	SDB-25PMMP-SL8001	SDB-25PFFP-SL8001	HDB-26PMMP-SL8001	HDB-26PFFP-SL8001	SDB-37PMMP-SL8001	SDB-37PFFP-SL8001	
SDB-15PMMP-SR7001	SDB-15PFFP-SR7001	SDB-25PMMP-SR7001	SDB-25PFFP-SR7001	HDB-26PMMP-SR7001	HDB-26PFFP-SR7001	SDB-37PMMP-SR7001	SDB-37PFFP-SR7001	
SDB-15PMMP-SR8001	SDB-15PFFP-SR8001	SDB-25PMMP-SR8001	SDB-25PFFP-SR8001	HDB-26PMMP-SR8001	HDB-26PFFP-SR8001	-	-	
								Pair
SDB-15AMMM-SL7A 10	SDB-15AFFM-SL7A 10	SDB-25AMMM-SL7A 10	SDB-25AFFM-SL7A 10	HDB-26AMMM-SL7A 10	HDB-26AFFM-SL7A 10	-	-	
SDB15ML-SDBML-SA 10	SDB15FL-SDBFL-SA 10	SDB25ML-SDBML-SA 10	SDB25FL-SDBFL-SA 10	HDB26ML-HDBML-SA 10	HDB26FL-HDBFL-SA 10	-	-	
(0.14 ~ 0.34mm^2) | Crimp Type: (5A) 22 ~ 18AWG (0.34 ~ 0.75mm^2)								
SDB-15BMMA-SL7001	SDB-15BFFA-SL7001	SDB-25BMMA-SL7001	SDB-25BFFA-SL7001	HDB-26BMMA-SL7001	HDB-26BFFA-SL7001	-	-	
SDB-15BMMC-SL7001	SDB-15BFFC-SL7001	SDB-15BMMC-SL7001	SDB-15BFFC-SL7001	HDB-26BMMC-SL7001*	HDB-26BFFC-SL7001*	-	-	

No of Contacts		44		50	
Rated Voltage (AC/DC)		125V (DC)		125V (DC)	
Nominal Current		2A		5A	
Connector/Contact Gender **MM**: Male Connector Male Contact **FF**: Female Connector Female Contact		MM	FF	MM	FF
					
Receptacle, **FRONT** Fastened Screw, With Board Lock Screw L=5.0 For Panel Thickness Under 1.2mm, Screw L=6.0 For Panel Thickness Between 1.2 ~ 2.0mm					
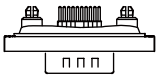	PCB Type, Straight IP67 (Unmated)	HDB-44P**MM**P-SA7001	HDB-25P**FF**P-SA7001	-	-
	PCB Type, Straight IP68 (Unmated)	HDB-44P**MM**P-SA8001	HDB-44P**FF**P-SA8001	-	-
Receptacle, **FRONT** Fastened Screw, With Board Lock Screw L=5.0 For Panel Thickness Under 1.2mm, Screw L=6.0 For Panel Thickness Between 1.2 ~ 2.0mm					
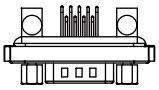	PCB Type, Right Angle IP68 (Unmated)	HDB-44P**MM**P-SB8001	HDB-44P**FF**P-SB8001	SDB-50P**MM**P-SB8001*	SDB-50P**FF**P-SB8001*
Receptacle, **FRONT** Fastened Screw, Without Board Lock Screw L=5.0 For Panel Thickness Under 1.2mm, Screw L=6.0 For Panel Thickness Between 1.2 ~ 2.0mm					
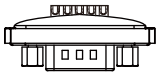	Solder Type, Straight IP67 (Unmated)	HDB-44P**MM**S-SL7001	HDB-44P**FF**S-SL7001	SDB-50P**MM**S-SL7001*	SDB-50P**FF**S-SL7001*
	Solder Type, Straight IP68 (Unmated)	HDB-44P**MM**S-SL8001	HDB-44P**FF**S-SL8001	SDB-50P**MM**S-SL8001*	SDB-50P**FF**S-SL8001*
	PCB Type, Straight IP67 (Unmated)	HDB-44P**MM**P-SL7001	HDB-44P**FF**P-SL7001	SDB-50P**MM**P-SL7001*	SDB-50P**FF**P-SL7001*
	PCB Type, Straight IP68 (Unmated)	HDB-44P**MM**P-SL8001	HDB-44P**FF**P-SL8001	SDB-50P**MM**P-SL8001*	SDB-50P**FF**P-SL8001*
Receptacle, **FRONT** Fastened Screw, Without Board Lock Screw L=5.0 For Panel Thickness Under 1.2mm, Screw L=6.0 For Panel Thickness Between 1.2 ~ 2.0mm					
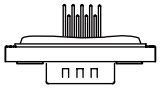	PCB Type, Right Angle IP67 (Unmated)	HDB-44P**MM**P-SR7001	HDB-44P**FF**P-SR7001	-	-
	PCB Type, Right Angle IP68 (Unmated)	HDB-44P**MM**P-SR8001	HDB-44P**FF**P-SR8001	-	-
STRAIGHT, Overmolded Cable Assembly, Free Cable End, Without Board Lock, With Strain Relief, IP67 (Mated) 10 Cable Length: (01) 1M ~ (99) 99M[1]					
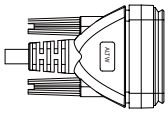	UL2464, PVC Jacket	HDB-44A**MM**M-SL7A10	HDB-44A**FF**M-SL7A10	-	-
STRAIGHT-TO-**STRAIGHT**, Overmolded Double-Ended Cable Assembly, Without Board Lock, With Strain Relief, IP67 (Mated) 10 Cable Length: (A05) 0.5M, (001) 1M ~ (099) 99M[1] | Connector / Contact Gender: **(M)** MM, **(F)** FF					
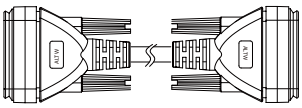	UL2464, PVC Jacket	HDB44**M**L-HDB**M**L-SA10	HDB44**F**L-HDB**F**L-SA10	-	-
Field Serviceable/Installable, **STRAIGHT**, Without Board Lock, Without Strain Relief, IP67 (Mated) Sealing Nut Torque Value: 3 ~ 5 kgf.cm | Recommended Cable O.D.: 3.5 ~ 7.0mm | Solder Type: (2A) 28 ~ 24AWG (0.08 ~ 0.25mm^2), (5A) 26 ~ 22AWG					
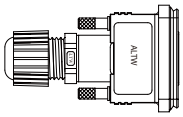	Solder Type	HDB-44B**MM**A-SL7001	HDB-44B**FF**A-SL7001	-	-
	Crimp Type	HDB-44B**MM**C-SL7001*	HDB-44B**FF**C-SL7001*	-	-

* Upon Request

[1] Standard Lengths: 1M, 2M, 3M, 5M and 10M. Higher MOQ Might Be Required For Non-Standard Lengths

62		78		
125V (DC)		125V (DC)		
2A		2A		
MM	FF	MM	FF	
				Mating
HDB-62PMMP-SA7001*	HDB-62PFFP-SA7001*	-	-	
-	-	-	-	
HDB-62PMMP-SB8001*	HDB-62PFFP-SB8001*	HDB-78PMMP-SB8001*	HDB-78PFFP-SB8001*	
HDB-62PMMS-SL7001*	HDB-62PFFS-SL7001*	HDB-78PMMS-SL7001*	HDB-78PFFS-SL7001*	
HDB-62PMMS-SL8001*	HDB-62PFFS-SL8001*	HDB-78PMMS-SL8001*	HDB-78PFFS-SL8001*	
HDB-62PMMP-SL7001*	HDB-62PFFP-SL7001*	HDB-78PMMP-SL7001*	HDB-78PFFP-SL7001*	
HDB-62PMMP-SL8001*	HDB-62PFFP-SL8001*	HDB-78PMMP-SL8001*	HDB-78PFFP-SL8001*	
HDB-62PMMP-SR7001*	HDB-62PFFP-SR7001*	-	-	
-	-	-	-	
				Pair
-	-	-	-	
-	-	-	-	
(0.14 ~ 0.34mm^2) | Crimp Type: (5A) 22 ~ 18AWG (0.34 ~ 0.75mm^2)				
-	-	-	-	
-	-	-	-	

No of Contacts		15		26		
Rated Voltage (AC/DC)		125V (DC)		125V (DC)		
Nominal Current		5A		2A		
Connector/Contact Gender **MM**: Male Connector Male Contact **FF**: Female Connector Female Contact		MM	FF	MM	FF	
Receptacle, **FRONT** Fastened Screw, With Board Lock, IP68 (Unmated) Screw L=5.0 For Panel Thickness Under 1.2mm, Screw L=6.0 For Panel Thickness Between 1.2 ~ 2.0mm						Mating
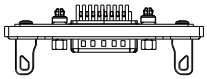	PCB Type, Straight	SDB-15P**MM**P-QA8001	SDB-15P**FF**P-QA8001	HDB-26P**MM**P-QA8001	HDB-26P**FF**P-QA8001	
Receptacle, **FRONT** Fastened Screw, With Board Lock, IP68 (Unmated) Screw L=5.0 For Panel Thickness Under 1.2mm, Screw L=6.0 For Panel Thickness Between 1.2 ~ 2.0mm						
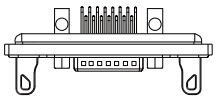	PCB Type, Right Angle	SDB-15P**MM**P-QB8001	SDB-15P**FF**P-QB8001	HDB-26P**MM**P-QB8001	HDB-26P**FF**P-QB8001	
Receptacle, **FRONT** Fastened Screw, Without Board Lock, IP68 (Unmated) Screw L=5.0 For Panel Thickness Under 1.2mm, Screw L=6.0 For Panel Thickness Between 1.2 ~ 2.0mm						
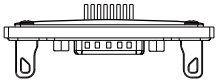	Solder Type, Straight	SDB-15P**MM**S-QL8001	SDB-15P**FF**S-QL8001	HDB-26P**MM**S-QL8001	HDB-26P**FF**S-QL8001	
	PCB Type, Straight	SDB-15P**MM**P-QL8001	SDB-15P**FF**P-QL8001	HDB-26P**MM**P-QL8001	HDB-26P**FF**P-QL8001	
Field Serviceable/Installable, **STRAIGHT**, Without Board Lock, Without Strain Relief, IP67 (Mated) Sealing Nut Torque Value: 3 ~ 5 kgf.cm | Recommended Cable O.D.: 3.5 ~ 7.0mm						Pair
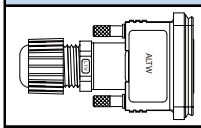	Solder Type (2A) 28 ~ 24AWG (0.08 ~ 0.25mm^2) (5A) 26 ~ 22AWG (0.14 ~ 0.34mm^2)	SDB-15B**MM**A-QL7001	SDB-15B**FF**A-QL7001	HDB-26B**MM**A-QL7001	HDB-26B**FF**A-QL7001	

Receptacle

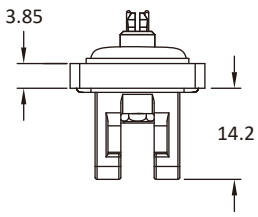

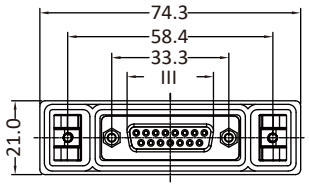

Maximum Panel Thickness: 2mm
(Unit: mm)

Nominal Current \ Dimension			III	
Connector	Nominal Current	No of Contacts	Female	Male
Standard D-SUB	5A	15	24.7	25.3
High Density D-SUB	2A	26	24.7	25.3

Field Serviceable /Installable	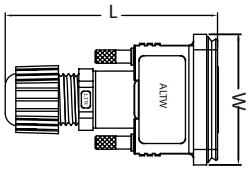 Without Strain Relief / Straight			
Size	No. of Contacts	L		W	
		Female	Male	Female	Male
Standard (5A)	15	63		50.7	
		81.6		50.6	
High-Density (2A)	26	63		50.7	
		81.6		50.6	

Accessories

Dust Cap

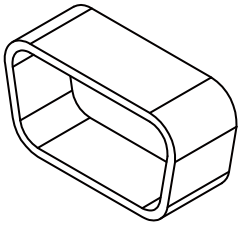

With Rubber Lead: Vertical type

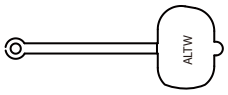

With Rubber Lead: Horizontal type

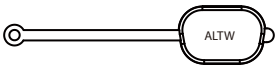

Size	Mating Pair	Mating Pair (Gender)	Part Number
Standard 9 Pins High Density 15 Pins	Receptacle (With Horizontal rubber lead)	Male	CAP-DD1MDPC2
	Receptacle and Overmolded with Cable (With Horizontal / Vertical rubber lead)	Male	CAP-DD1MDMA1
	Receptacle	Female (Rubber Lead : Vertical Type) Female (Rubber Lead : Horizontal Type)	CAP-DD1FDPC1 CAP-DD1FDPC2
	Receptacle and Overmolded with Cable	Female	CAP-DD1FDMA1
Standard 15 Pins High Density 26 Pins	Receptacle and Overmolded with Cable	Male	CAP-DD2MDMA1
	Receptacle and Overmolded with Cable	Female	CAP-DD2FDMA1
Standard 25 Pins High Density 44 Pins	Receptacle and Overmolded with Cable	Male	CAP-DD3MDMA1
	Receptacle (With horizontal rubber lead)	Female	CAP-DD3FDPC1
	Receptacle and Overmolded with Cable	Female	CAP-DD3FDMA1

Waterproof Cap

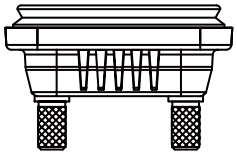

Size	Mating Pair	Mating Style	Mating Pair (Gender)	Part Number
Standard 9 Pins High Density 15 Pins	Receptacle	Screw Threaded	Male & Female	CAP-WD1CSPA1
Standard 15 Pins High Density 26 Pins				CAP-WD2CSPA1
Standard 25 Pins High Density 44 Pins				CAP-WD3CSPA1

Joint



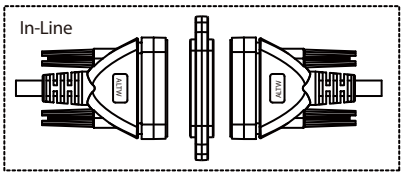

Size	Mating Pair	Mating Style	Part Number
Standard 9 Pins High Density 15 Pins	Overmolded with Cable	Screw Threaded	DJ1-00JNNA-SL7001
Standard 15 Pins High Density 26 Pins			DJ2-00JNNA-SL7001
Standard 25 Pins High Density 44 Pins			DJ3-00JNNA-SL7001

Assembly Instruction Solder Type (Automated Latch)

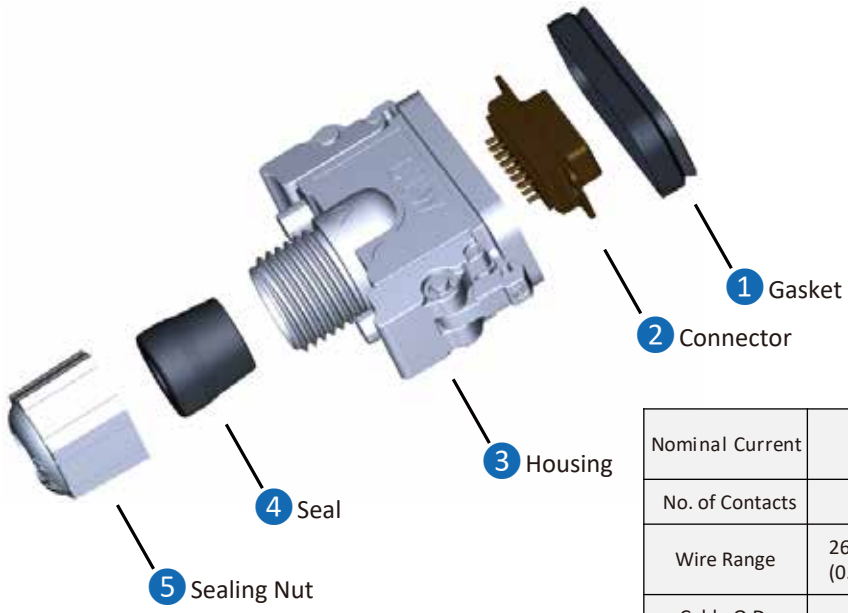

Nominal Current	SDB (5A)	HDB (2A)
No. of Contacts	15	26
Wire Range	26AWG ~ 22AWG (0.14 ~ 0.34mm2)	28AWG ~ 24AWG (0.08 ~ 0.25mm2)
Cable O.D. (Unit: mm)	6.0 ~ 10.0	6.0 ~ 10.0

1



Follow the order from 5 to 3 and just put components through cable accordingly, no need to assemble here.

2

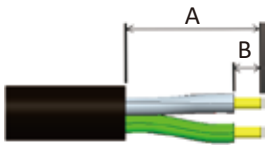

	Unit: mm
(A) Jacket	30.0 ~ 35.0
(B) Insulation	3.0 ~ 4.0

Follow suggested stripping length of **(A)** Jacket, **(B)** Insulation.

3

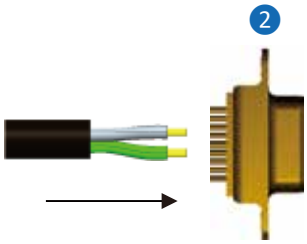

Solder wires onto contacts.

4

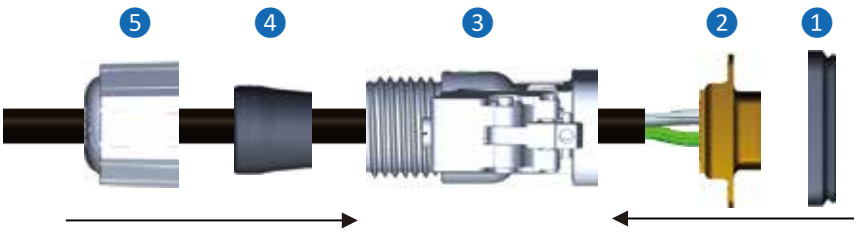

	5 & 3
Torque Force (Unit: kgf-cm)	8.0 ~ 10.0

- Assemble 2 & 3, and you will hear click sounds after assembling correctly.
- Assembly 1 & 3.
- Assemble components in the order (4 → 3; 5 → 3).
- Follow the torque force accordingly.

Assembly Instruction Crimp Type

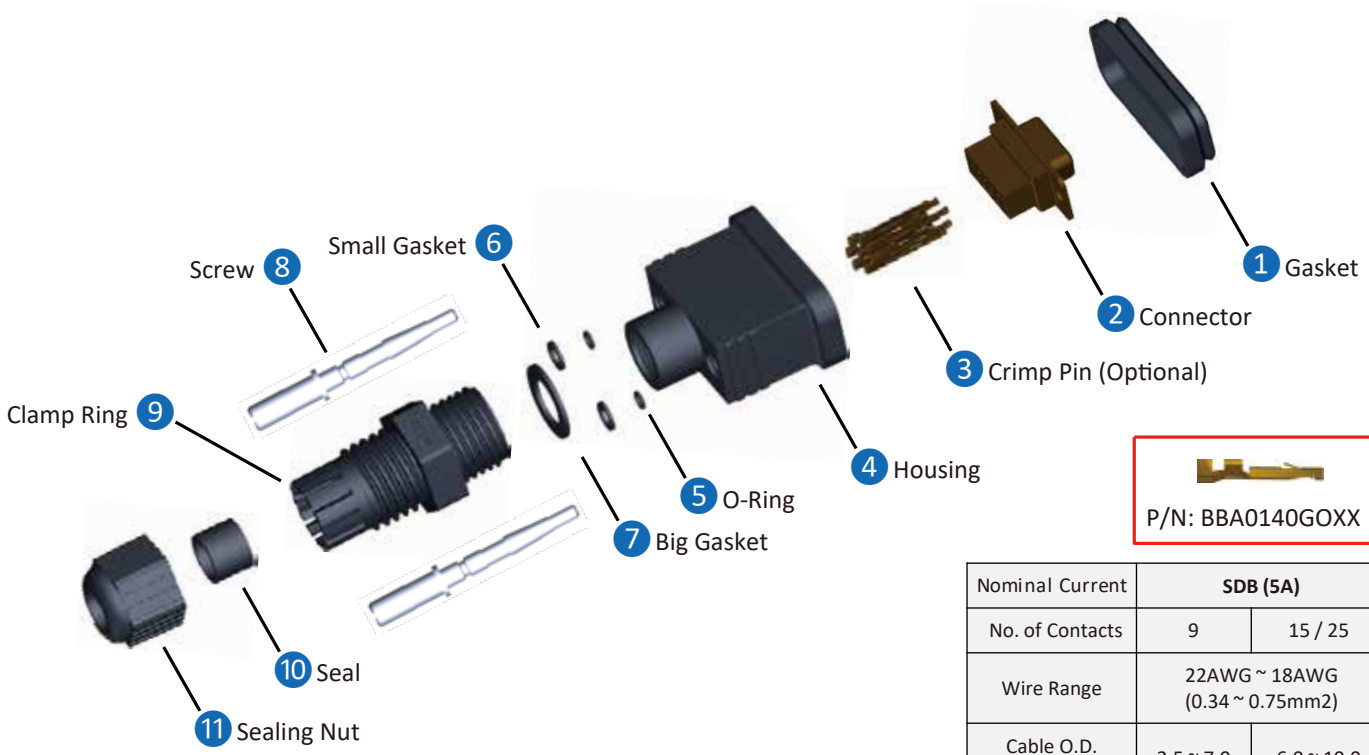

P/N: BBA0140GOXX

Nominal Current	SDB (5A)	
No. of Contacts	9	15 / 25
Wire Range	22AWG ~ 18AWG (0.34 ~ 0.75mm2)	
Cable O.D. (Unit: mm)	3.5 ~ 7.0	6.0 ~ 10.0

1

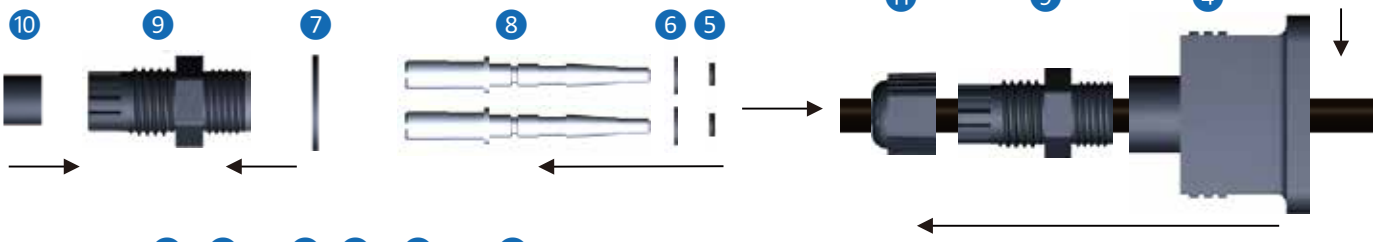

Pre-assemble 7 & 10 into 9 ; 5 & 6 onto 8.
Then follow the order from 11 → 9 → 4 and put components through cable accordingly, no need to assemble here.

2

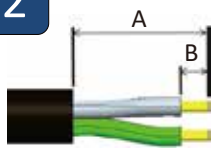

	Unit: mm
(A) Jacket	30.0 ~ 35.0
(B) Insulation	3.0 ~ 4.0

Follow suggested stripping length of **(A)** Jacket, **(B)** Insulation.

3

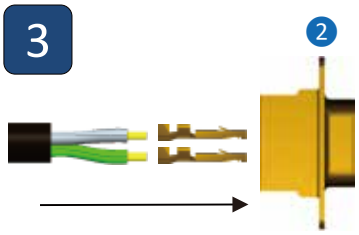

Terminate conductors onto crimp contacts and insert them into 2 until you hear click sound.

4

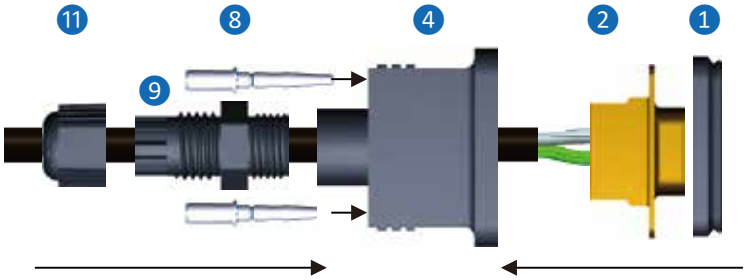

- Assemble 2 & 4, and you will hear click sounds after assembling correctly.
- Assembly 1 & 4.
- Push 8 into 4 until you cannot push them forward.
- Assemble components in the order (9 → 4; 11 → 9).
- Follow the torque force accordingly.

	4 & 9 & 11
Torque Force (Unit: kgf-cm)	8.0 ~ 10.0

Assembly Instruction Solder Type

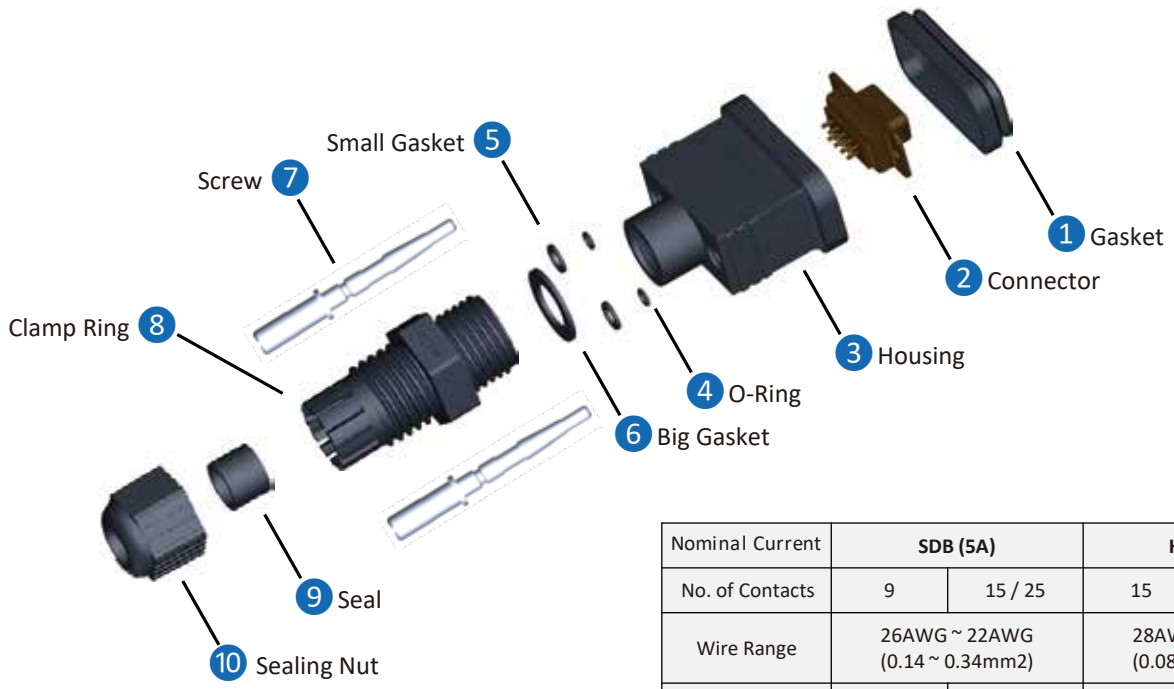

Nominal Current	SDB (5A)		HDB (2A)	
No. of Contacts	9	15 / 25	15	26 / 44
Wire Range	26AWG ~ 22AWG (0.14 ~ 0.34mm2)		28AWG ~ 24AWG (0.08 ~ 0.25mm2)	
Cable O.D. (Unit: mm)	3.5 ~ 7.0	6.0 ~ 10.0	3.5 ~ 7.0	6.0 ~ 10.0

1

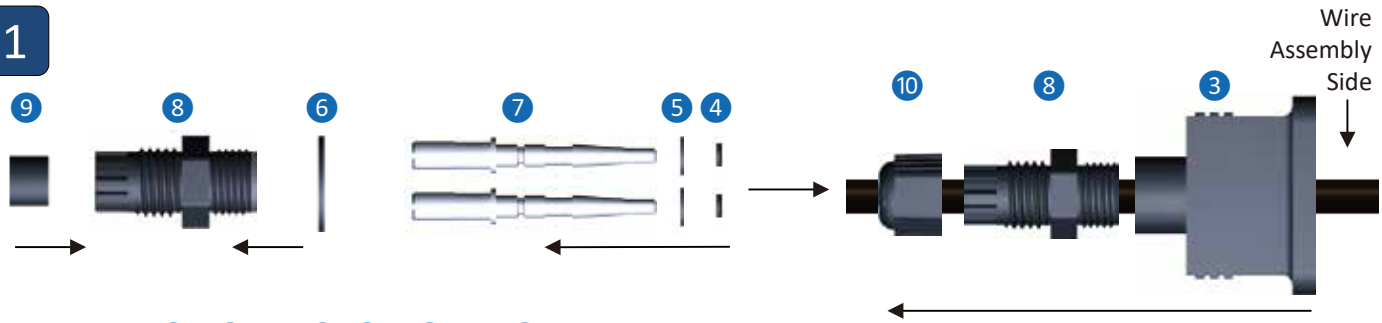

Pre-assemble 6 & 9 into 8, 4 & 5 onto 7.
Then follow the order from 10 → 8 → 3 and put components through cable accordingly, no need to assemble here.

2

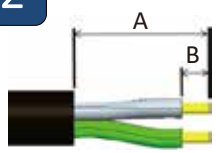

	Unit: mm
(A) Jacket	30.0 ~ 35.0
(B) Insulation	3.0 ~ 4.0

Follow suggested stripping length of **(A)** Jacket, **(B)** Insulation.

3

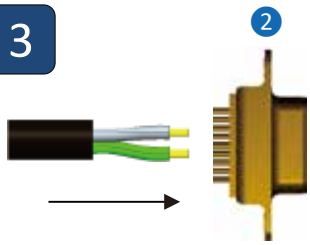

Solder wires onto contacts.

4

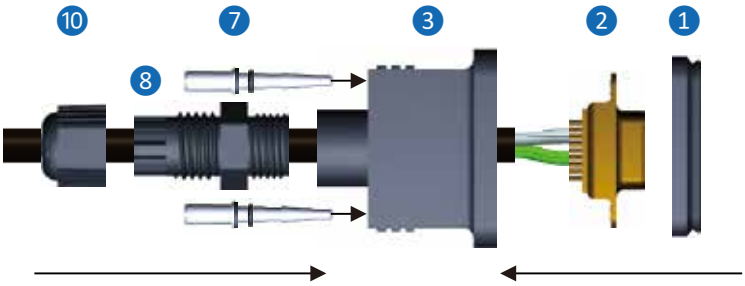

- Assemble 2 & 3, and you will hear click sounds after assembling correctly.
- Assembly 1 & 3.
- Push 7 into 3 until you cannot push them forward.
- Assemble components in the order (8 → 3, 10 → 8).
- Follow the torque force accordingly.

	3 & 8 & 10
Torque Force (Unit: kgf-cm)	8.0 ~ 10.0

Ingress Protection (IP) Rating Guide

Waterproof Definition

Unmated Waterproof

Standalone waterproof or waterproof is assured even without its counterpart. The water will not go through the inner portion of the exposed connector as it is entirely sealed.

Mated Waterproof

Waterproof is only assured when mated and locked tightly to its counterpart.

1st Digit - SOLIDS

Degree of protection against solid objects

No Protection	0
Protected against a solid object greater than 50mm, such as a hand.	1
Protected against a solid object greater than 12.5mm, such as a finger.	2
Protected against a solid object greater than 2.5mm, such as a wire. (2.5mm)	3
Protected against a solid object greater than 1.0mm, such as a thin strap. (1.0mm)	4
Dust Protected. Prevents ingress of dust sufficient to cause harm.	5
Dust tight. No ingress of dust.	6

Example:

IP 6 5

Protected against water jets from any angle.

Dust tight.No ingress of dust.

2nd Digit - LIQUIDS

Degree of protection against water

No Protection	0
Protected against water drops.	1
Protected against water drops at a 15 degree angle.	2
Protected against water spray at a 60 degree angle.	3
Protected against water splashing from any angle.	4
Protected against water jets from any angle.	5
Protected against powerful water jets and heavy seas.	6
Protected against the effects of temporary submersion in water (30 minutes at 3 feet).	7
Protected against the effects of permanent submersion in water (up to 13 feet).	8
Protection against close range, powerful and high temperature water jets.	9K

Amphenol LTW Technology Co., Ltd.

5F-3, No.51 , Sec.4 , Zhongyang Rd., Tucheng Dist ., New Taipei City 236 Taiwan
Telephone : +886-2-7741-6888 Fax : +886-2-7741-6999
Email : sales@ltw-tech.com Web: amphenolltw.com

Kunshan Factory

No.62, DaTong Road , Development Zone , Kunshan City , JiangSu Province 215333 China
Telephone : +86-512-5761-0501 Fax : +86-512-5761-0515

For further information , please contact :

Luc Kan | Sales and Marketing
Email : luc@ltw-tech.com